



**CITY OF COSTA MESA
FINANCE & I.T. DEPARTMENT
INTEROFFICE MEMORANDUM**

TO: HONORABLE CITY COUNCIL

FROM: STEPHEN DUNIVENT, INTERIM FINANCE & I.T. DIRECTOR

DATE: SEPTEMBER 30, 2013

SUBJECT: *TREASURER'S REPORT FOR THE MONTH OF AUGUST, 2013*

Attached is the Treasurer's Report for the month of August 2013. This is the first report prepared in concert with the City's new investment management company Chandler Asset Management. The report is in a new, consolidated format that eliminates some duplicate information and streamlines the report to delete information available in other documents such as the City's annual budget book.

This performance report lists the various types of securities, institutions from which the securities were purchased, maturity dates and interest rates for all securities held in the City's investment portfolio as of the end of the reporting period. All of the City's investments as of August 31, 2013, are in compliance with the Investment Policy and the California Government Code except as otherwise noted or disclosed herein. All market values provided in this report were obtained from The Bank of New York Mellon, except for the Local Agency Investment Fund (LAIF). Market values for LAIF were provided by the State Treasurer's Office. The market value shown for the City's LAIF investment represents the City's contractual rights to its LAIF account and does not represent the value of the underlying portfolio securities. As of August 31, 2013, the City has adequate cash reserves necessary to meet its obligations for the next six months.

The following securities were purchased during the month of August, 2013:

<u>Type of Investment</u>	<u>Purchase Date</u>	<u>Cost</u>	<u>Coupon Interest Rate</u>	<u>Yield to Maturity</u>	<u>Yield to Call</u>	<u>Maturity Date</u>
G.E. Cap. Corp. C.P.	08/19/2013	2,499,868.06	.05%	.05%	N/A	09/26/2013
Toyota Motor Credit C.P.	08/19/2013	2,499,815.28	.07%	.07%	N/A	09/26/2013

There were no securities called during the month of August, 2013.

There were no securities sold during the month of August, 2013.

The following securities matured during the month of August, 2013:

<u>Type of Investment</u>	<u>Purchase Date</u>	<u>Cost</u>	<u>Coupon Interest Rate</u>	<u>Yield to Maturity</u>	<u>Yield to Call</u>	<u>Maturity Date</u>
G.E. Cap. Corp. C.P.	05/08/2013	4,998,625.00	.10%	.10%	N/A	08/16/2013

COMPLIANCE REPORTING

The City held two Lehman Brothers Medium-Term Corporate Notes in its investment portfolio. The total amount invested in these two securities stated at cost was \$5,049,700. Lehman Brothers filed for bankruptcy protection status on September 15, 2008 and the debt rating fell to B3- on that date. These securities had been rated A2 up until the bankruptcy filing. The market value loss of \$4,107,075 for the securities was recorded on the City's general ledger in September 2008, and is updated annually. The current estimates for recoveries through the bankruptcy proceedings are unknown.

In April 2011, the City joined the Ad Hoc Group of Lehman Brothers Creditors to help maximize the recovery through bankruptcy proceedings, and to protect the City's interest in the Lehman Brother's bankruptcy. The Ad Hoc Group filed a "Creditor's Plan" with the U.S. Bankruptcy Court in Manhattan which would provide a better recovery to creditors of the original Lehman parent company while offering a smaller payout to some creditors of Lehman subsidiaries. On December 6, 2011, the Bankruptcy Court entered an order confirming the Debtors' Chapter 11 Plan. The initial distribution date was April 17, 2012, and the City received \$301,889.87. After the initial plan distribution, the Debtors will make distributions of cash available in accordance with the plan semi-annually on March 30 and September 30 of each year. The City received \$59,206.67 on August 30, 2013.

As of August 31, 2013, the City has received \$803,481.74 from all Plan Distributions. The amount of Lehman Brothers investment claim held in escrow with Lehman Brothers Holdings, Inc. is currently estimated to be \$512,143.26.

The investment portfolio is in compliance with the City's adopted investment policy and applicable state laws in all other respects during, and as of, the end of the reporting period.

If you have any questions or need additional information, feel free to contact me directly.



STEPHEN DUNIVENT

Interim Finance & I.T. Director

Attachment: Treasurer's Report for the month of August, 2013

Monthly Account Statement

City of Costa Mesa Consolidated

August 1, 2013 through August 31, 2013

Chandler Team

For questions about your account,
please call (800) 317-4747 or
Email operations@chandlerasset.com

Custodian

Bank of New York Mellon Trust
Company
Justin Bui
+1(213)630-6420

Information contained herein is confidential. We urge you to compare this statement to the one you receive from your qualified custodian. Prices are provided by IDC, an independent pricing source.



PORTFOLIO CHARACTERISTICS

Average Duration	1.75
Average Coupon	0.53 %
Average Purchase YTM	0.67 %
Average Market YTM	0.76 %
Average S&P/Moody Rating	AA+/Aaa
Average Final Maturity	1.91 yrs
Average Life	1.91 yrs

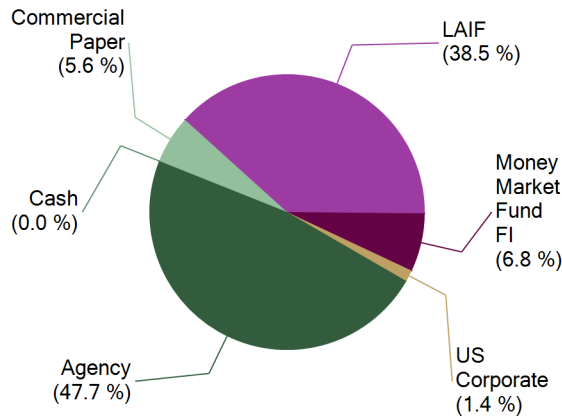
ACCOUNT SUMMARY

	Beg. Values as of 7/31/13	End Values as of 8/31/13
Market Value		88,646,844
Accrued Interest	0	61,953
Total Market Value		88,708,797
Income Earned		-4,011,125
Cont/WD		
Par		93,199,720
Book Value		89,194,374
Cost Value		93,235,167

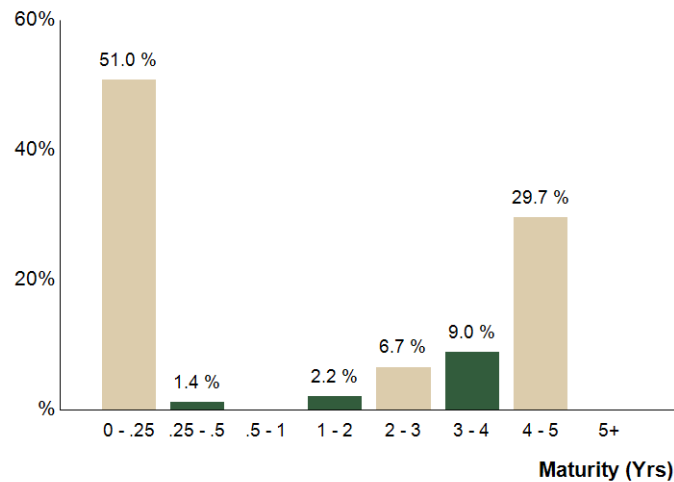
TOP ISSUERS

Issuer	% Portfolio
Local Agency Investment Fund	38.5 %
Federal National Mortgage Assoc	20.0 %
Federal Home Loan Bank	12.1 %
Federal Farm Credit Bank	10.1 %
Bank Cash Account	7.0 %
Federal Home Loan Mortgage Corp	5.5 %
General Electric Co	2.8 %
Toyota Motor Corp	2.8 %
	98.8 %

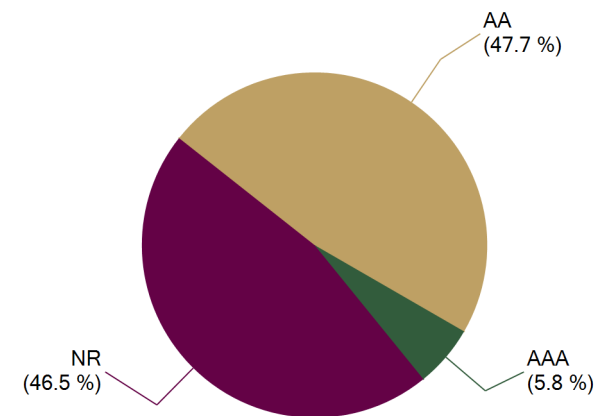
SECTOR ALLOCATION



MATURITY DISTRIBUTION



CREDIT QUALITY (S&P)





Holdings Report

As of 8/31/13

CUSIP	Security Description	Par Value/Units	Purchase Date Book Yield	Cost Value Book Value	Mkt Price Mkt YTM	Market Value Accrued Int.	% of Port. Gain/Loss	Moody S&P	Maturity Duration
AGENCY									
3133ECL85	FFCB Callable Note Cont 7/15/13 0.29% Due 7/15/2015	2,000,000.00	04/29/2013 0.03 %	1,998,500.00 1,998,500.00	99.75 0.13 %	1,995,080.00 0.00	2.25 % (3,420.00)	Aaa AA+	1.87 1.43
3133ECL93	FFCB Callable Note Cont 7/15/13 0.32% Due 10/15/2015	2,000,000.00	08/08/2013 0.32 %	2,000,000.00 2,000,000.00	99.63 0.50 %	1,992,624.00 2,417.78	2.25 % (7,376.00)	Aaa AA+	2.12 1.68
3133ECR55	FFCB Callable Note Cont 6/6/14 0.54% Due 6/6/2016	2,000,000.00	05/31/2013 0.58 %	1,997,500.00 1,997,500.00	99.40 0.76 %	1,987,954.00 2,550.00	2.24 % (9,546.00)	Aaa AA+	2.77 2.73
3133ECLB8	FFCB Callable Note Cont 7/12/13 0.45% Due 7/12/2016	2,000,000.00	04/29/2013 0.46 %	1,999,500.00 1,999,500.00	98.99 0.81 %	1,979,880.00 1,225.00	2.23 % (19,620.00)	Aaa AA+	2.87 2.84
3135G0CM3	FNMA Note 1.25% Due 9/28/2016	2,000,000.00	05/17/2013 0.49 %	2,050,520.00 2,050,520.00	100.95 0.94 %	2,019,024.00 10,625.00	2.29 % (31,496.00)	Aaa AA+	3.08 3.00
3135G0ES8	FNMA Note 1.375% Due 11/15/2016	2,000,000.00	05/17/2013 0.52 %	2,058,980.00 2,058,980.00	101.12 1.02 %	2,022,388.00 8,097.22	2.29 % (36,592.00)	Aaa AA+	3.21 3.12
313380A80	FHLB Callable Note Cont 11/16/12 1% Due 8/16/2017	2,000,000.00	07/19/2012 1.00 %	2,000,000.00 2,000,000.00	98.11 1.49 %	1,962,182.00 833.33	2.21 % (37,818.00)	Aaa AA+	3.96 3.34
3135G0NR0	FNMA Callable Note Qtrly 8/28/13 1.1% Due 8/28/2017	2,000,000.00	08/09/2012 1.10 %	2,000,000.00 2,000,000.00	98.34 1.53 %	1,966,858.00 183.33	2.22 % (33,142.00)	Aaa AA+	3.99 3.26
313381SP1	FHLB Callable Note Qtrly 7/30/13 1.05% Due 1/30/2018	2,000,000.00	01/04/2013 1.05 %	2,000,000.00 2,000,000.00	97.55 1.63 %	1,951,042.00 1,808.33	2.20 % (48,958.00)	Aaa AA+	4.42 3.83
3136G1AZ2	FNMA Callable Note Qtrly 1/30/14 1% Due 1/30/2018	2,000,000.00	01/04/2013 1.00 %	2,000,000.00 2,000,000.00	97.53 1.58 %	1,950,606.00 1,722.22	2.20 % (49,394.00)	Aaa AA+	4.42 4.29
3135G0TK9	FNMA Callable Note Qtrly 7/30/13 1.05% Due 1/30/2018	2,000,000.00	01/14/2013 1.05 %	2,000,000.00 2,000,000.00	97.61 1.61 %	1,952,198.00 1,808.33	2.20 % (47,802.00)	Aaa AA+	4.42 3.95
313381RE7	FHLB Callable Note Qtrly 7/30/13 1% Due 1/30/2018	2,000,000.00	01/14/2013 1.00 %	2,000,000.00 2,000,000.00	97.35 1.62 %	1,947,004.00 1,722.22	2.20 % (52,996.00)	Aaa AA+	4.42 3.94
3134G34Y3	FHLMC Callable Note Qtrly 5/14/13 1% Due 2/14/2018	3,000,000.00	01/24/2013 1.01 %	2,998,500.00 2,998,500.00	97.26 1.64 %	2,917,716.00 1,416.67	3.29 % (80,784.00)	Aaa AA+	4.46 4.33
3135G0UD3	FNMA Callable Note Qtrly 2/14/14 1.01% Due 2/14/2018	2,000,000.00	01/24/2013 1.01 %	2,000,000.00 2,000,000.00	96.56 1.82 %	1,931,298.00 953.89	2.18 % (68,702.00)	Aaa AA+	4.46 4.32
3136G1CJ6	FNMA Callable Note Qtrly 2/21/14 0.75% Due 2/21/2018	2,000,000.00	01/24/2013 1.09 %	2,000,000.00 2,000,000.00	97.57 1.70 %	1,951,370.00 416.67	2.20 % (48,630.00)	Aaa AA+	4.48 3.84
3133ECPB4	FFCB Note 0.875% Due 5/14/2018	1,000,000.00	05/17/2013 0.92 %	997,810.00 997,810.00	96.43 1.67 %	964,323.00 2,600.69	1.09 % (33,487.00)	Aaa AA+	4.70 4.57
3135G0WJ8	FNMA Note 0.875% Due 5/21/2018	2,000,000.00	05/17/2013 0.94 %	1,993,660.00 1,993,660.00	96.06 1.75 %	1,921,224.00 4,861.11	2.17 % (72,436.00)	Aaa AA+	4.72 4.58
313383J44	FHLB Callable Note 1X 6/26/15 0.75% Due 6/26/2018	2,000,000.00	05/30/2013 1.34 %	2,000,000.00 2,000,000.00	97.89 1.82 %	1,957,844.00 2,708.33	2.21 % (42,156.00)	Aaa AA+	4.82 4.66
313383HQ7	FHLB Callable Note 1X 6/24/14 1.2% Due 6/27/2018	3,000,000.00	05/30/2013 1.20 %	3,000,000.00 3,000,000.00	97.98 1.64 %	2,939,547.00 6,400.00	3.32 % (60,453.00)	Aaa AA+	4.82 4.65
3134G4A57	FHLMC Callable Note 1X 6/24/14 1.25% Due 6/27/2018	2,000,000.00	05/31/2013 1.25 %	2,000,000.00 2,000,000.00	97.72 1.75 %	1,954,324.00 4,444.44	2.21 % (45,676.00)	Aaa AA+	4.82 4.64



Holdings Report

As of 8/31/13

CUSIP	Security Description	Par Value/Units	Purchase Date Book Yield	Cost Value Book Value	Mkt Price Mkt YTM	Market Value Accrued Int.	% of Port. Gain/Loss	Moody S&P	Maturity Duration
AGENCY									
3136G1PD5	FNMA Callable Note Qtrly 7/10/14 1.7% Due 7/10/2018	2,000,000.00	06/20/2013 1.70 %	2,000,000.00 2,000,000.00	99.15 1.88 %	1,982,954.00 4,816.67	2.24 % (17,046.00)	Aaa AA+	4.86 3.84
Total Agency		43,000,000.00	0.92 %	43,094,970.00	1.39 %	42,247,440.00 61,611.23	47.69 % (847,530.00)	Aaa AA+	3.99 3.67
CASH									
90IMPR\$00	City of Costa Mesa Imprest Account Balance	20,010.00	08/31/2013 0.00 %	20,010.00 20,010.00	1.00 0.00 %	20,010.00 0.00	0.02 % 0.00	NR NR	0.00 0.00
Total Cash		20,010.00	N/A	20,010.00	0.00 %	20,010.00 0.00	0.02 % 0.00	NR NR	0.00 0.00
COMMERCIAL PAPER									
89233GWS1	Toyota Motor Credit Discount CP 0.07% Due 9/26/2013	2,500,000.00	08/19/2013 0.07 %	2,499,815.28 2,499,815.28	99.99 0.07 %	2,499,815.28 63.19	2.82 % 0.00	P-1 A-1+	0.07 0.07
36959HWS2	General Electric Capital Corp Discount CP 0.05% Due 9/26/2013	2,500,000.00	08/19/2013 0.05 %	2,499,868.06 2,499,868.06	99.99 0.05 %	2,499,868.06 45.14	2.82 % 0.00	P-1 A-1+	0.07 0.07
Total Commercial Paper		5,000,000.00	0.06 %	4,999,683.34 4,999,683.34	0.06 %	4,999,683.34 108.33	5.64 % 0.00	P1 A-1+	0.07 0.07
LAIF									
90LAIF\$00	Local Agency Investment Fund State Pool	34,117,949.22	08/31/2013 0.25 %	34,117,949.22 34,117,949.22	1.00 0.25 %	34,117,949.22 233.68	38.46 % 0.00	NR NR	0.00 0.00
Total LAIF		34,117,949.22	0.25 %	34,117,949.22	0.25 %	34,117,949.22 233.68	38.46 % 0.00	NR NR	0.00 0.00
MONEY MARKET FUND FI									
94975H312	Wells Fargo Advantage Treasury Plus MMF	157,823.35	Various 0.01 %	157,823.35 157,823.35	1.00 0.01 %	157,823.35 0.00	0.18 % 0.00	Aaa AAA	0.00 0.00
90COCM\$00	Summary of Cash Held in Trust *See Details (Attached)	6,165,696.67	08/31/2013 0.00 %	6,165,696.67 6,165,696.67	1.00 0.00 %	6,165,696.67 0.00	6.95 % 0.00	NR NR	0.00 0.00
90BASIS\$00	Bank of America Money Market Fund	-261,758.88	08/31/2013 0.00 %	(261,758.88) (261,758.88)	1.00 0.00 %	(261,758.88) 0.00	-0.30 % 0.00	NR NR	0.00 0.00
Total Money Market Fund FI		6,061,761.14	0.00 %	6,061,761.14	0.00 %	6,061,761.14 0.00	6.83 % 0.00	Aaa AAA	0.00 0.00
US CORPORATE									
525ESCIB7	Lehman Brothers Note-Defaulted Due 1/24/2014	2,500,000.00	04/17/2012 3.00 %	2,470,396.66 450,000.00	22.50 0.00 %	562,500.00 0.00	0.63 % 112,500.00	NR NR	0.40 0.09



Holdings Report

As of 8/31/13

CUSIP	Security Description	Par Value/Units	Purchase Date Book Yield	Cost Value Book Value	Mkt Price Mkt YTM	Market Value Accrued Int.	% of Port. Gain/Loss	Moody S&P	Maturity Duration
US CORPORATE									
525ESC2W8	Lehman Brothers ESCROW CUSIP - Defaulted Due 2/6/2014	2,500,000.00	04/17/2012 2.77 %	2,470,396.67 450,000.00	25.50 0.00 %	637,500.00 0.00	0.72 % 187,500.00	NR NR	0.44 0.11
Total US Corporate		5,000,000.00	2.88 %	4,940,793.33 900,000.00	0.00 %	1,200,000.00 0.00	1.35 % 300,000.00	NR NR	0.42 0.10
TOTAL PORTFOLIO		93,199,720.36	0.57 %	93,235,167.03 89,194,373.70	0.76 %	88,646,843.70 61,953.24	100.00 % (547,530.00)	Aaa AA+	1.91 1.75
TOTAL MARKET VALUE PLUS ACCRUED						88,708,796.94			



Transaction Ledger

7/31/13 Thru 8/31/13

Transaction Type	Settlement Date	CUSIP	Quantity	Security Description	Price	Acq/Disp Yield	Amount	Interest Pur/Sold	Total Amount	Gain/Loss
ACQUISITIONS										
Purchase	08/14/2013	94975H312	25,100.00	Wells Fargo Advantage Treasury Plus MMF	1.000	0.01 %	25,100.00	0.00	25,100.00	0.00
Purchase	08/16/2013	94975H312	10,000.00	Wells Fargo Advantage Treasury Plus MMF	1.000	0.01 %	10,000.00	0.00	10,000.00	0.00
Purchase	08/16/2013	94975H312	5,000,000.00	Wells Fargo Advantage Treasury Plus MMF	1.000	0.01 %	5,000,000.00	0.00	5,000,000.00	0.00
Purchase	08/19/2013	36959HWS2	2,500,000.00	General Electric Capital Corp Discount CP 0.05% Due 9/26/2013	99.995	0.05 %	2,499,868.06	0.00	2,499,868.06	0.00
Purchase	08/19/2013	89233GWS1	2,500,000.00	Toyota Motor Credit Discount CP 0.07% Due 9/26/2013	99.993	0.07 %	2,499,815.28	0.00	2,499,815.28	0.00
Purchase	08/21/2013	94975H312	7,500.00	Wells Fargo Advantage Treasury Plus MMF	1.000	0.01 %	7,500.00	0.00	7,500.00	0.00
Purchase	08/28/2013	94975H312	11,000.00	Wells Fargo Advantage Treasury Plus MMF	1.000	0.01 %	11,000.00	0.00	11,000.00	0.00
Purchase	08/30/2013	94975H312	59,206.67	Wells Fargo Advantage Treasury Plus MMF	1.000	0.01 %	59,206.67	0.00	59,206.67	0.00
Purchase	08/31/2013	90COCM\$00	6,165,696.67	Summary of Cash Held in Trust *See Details (Attached)	1.000		6,165,696.67	0.00	6,165,696.67	0.00
Purchase	08/31/2013	90IMPR\$00	20,010.00	City of Costa Mesa Imprest Account Balance	1.000		20,010.00	0.00	20,010.00	0.00
Purchase	08/31/2013	90LAIF\$00	34,117,949.22	Local Agency Investment Fund State Pool	1.000	0.25 %	34,117,949.22	0.00	34,117,949.22	0.00
		Subtotal	50,416,462.56				50,416,145.90	0.00	50,416,145.90	0.00
Security Contribution	08/08/2013	313380A80	2,000,000.00	FHLB Callable Note Cont 11/16/12 1% Due 8/16/2017	100.000		2,000,000.00	9,555.56	2,009,555.56	0.00
Security Contribution	08/08/2013	313381RE7	2,000,000.00	FHLB Callable Note Qtrly 7/30/13 1% Due 1/30/2018	100.000		2,000,000.00	444.44	2,000,444.44	0.00
Security Contribution	08/08/2013	313381SP1	2,000,000.00	FHLB Callable Note Qtrly 7/30/13 1.05% Due 1/30/2018	100.000		2,000,000.00	466.67	2,000,466.67	0.00
Security Contribution	08/08/2013	313383HQ7	3,000,000.00	FHLB Callable Note 1X 6/24/14 1.2% Due 6/27/2018	100.000		3,000,000.00	4,100.00	3,004,100.00	0.00
Security Contribution	08/08/2013	313383J44	2,000,000.00	FHLB Callable Note 1X 6/26/15 Due 6/26/2018	100.000		2,000,000.00	1,750.00	2,001,750.00	0.00
Security Contribution	08/08/2013	3133ECL85	2,000,000.00	FFCB Callable Note Cont 7/15/13 0.29% Due 7/15/2015	99.925		1,998,500.00	0.00	1,998,500.00	0.00
Security Contribution	08/08/2013	3133ECL93	2,000,000.00	FFCB Callable Note Cont 7/15/13 0.32% Due 10/15/2015	100.000		2,000,000.00	0.00	2,000,000.00	0.00
Security Contribution	08/08/2013	3133ECLB8	2,000,000.00	FFCB Callable Note Cont 7/12/13 0.45% Due 7/12/2016	99.975		1,999,500.00	650.00	2,000,150.00	0.00
Security Contribution	08/08/2013	3133ECPB4	1,000,000.00	FFCB Note 0.875% Due 5/14/2018	99.781		997,810.00	2,041.67	999,851.67	0.00
Security Contribution	08/08/2013	3133ECR55	2,000,000.00	FFCB Callable Note Cont 6/6/14 0.54% Due 6/6/2016	99.875		1,997,500.00	1,860.00	1,999,360.00	0.00



Transaction Ledger

7/31/13 Thru 8/31/13

Transaction Type	Settlement Date	CUSIP	Quantity	Security Description	Price	Acq/Disp Yield	Amount	Interest Pur/Sold	Total Amount	Gain/Loss
ACQUISITIONS										
Security Contribution	08/08/2013	3134G34Y3	3,000,000.00	FHLMC Callable Note Qtrly 5/14/13 1% Due 2/14/2018	99.950		2,998,500.00	14,500.00	3,013,000.00	0.00
Security Contribution	08/08/2013	3134G4A57	2,000,000.00	FHLMC Callable Note 1X 6/24/14 1.25% Due 6/27/2018	100.000		2,000,000.00	2,847.22	2,002,847.22	0.00
Security Contribution	08/08/2013	3135G0CM3	2,000,000.00	FNMA Note 1.25% Due 9/28/2016	102.526		2,050,520.00	9,027.78	2,059,547.78	0.00
Security Contribution	08/08/2013	3135G0ES8	2,000,000.00	FNMA Note 1.375% Due 11/15/2016	102.949		2,058,980.00	6,340.28	2,065,320.28	0.00
Security Contribution	08/08/2013	3135G0NR0	2,000,000.00	FNMA Callable Note Qtrly 8/28/13 1.1% Due 8/28/2017	100.000		2,000,000.00	9,655.56	2,009,655.56	0.00
Security Contribution	08/08/2013	3135G0TK9	2,000,000.00	FNMA Callable Note Qtrly 7/30/13 1.05% Due 1/30/2018	100.000		2,000,000.00	466.67	2,000,466.67	0.00
Security Contribution	08/08/2013	3135G0UD3	2,000,000.00	FNMA Callable Note Qtrly 2/14/14 1.01% Due 2/14/2018	100.000		2,000,000.00	9,763.33	2,009,763.33	0.00
Security Contribution	08/08/2013	3135G0WJ8	2,000,000.00	FNMA Note 0.875% Due 5/21/2018	99.683		1,993,660.00	3,743.06	1,997,403.06	0.00
Security Contribution	08/08/2013	3136G1AZ2	2,000,000.00	FNMA Callable Note Qtrly 1/30/14 1% Due 1/30/2018	100.000		2,000,000.00	444.44	2,000,444.44	0.00
Security Contribution	08/08/2013	3136G1CJ6	2,000,000.00	FNMA Callable Note Qtrly 2/21/14 0.75% Due 2/21/2018	100.000		2,000,000.00	6,958.33	2,006,958.33	0.00
Security Contribution	08/08/2013	3136G1PD5	2,000,000.00	FNMA Callable Note Qtrly 7/10/14 1.7% Due 7/10/2018	100.000		2,000,000.00	2,644.44	2,002,644.44	0.00
Security Contribution	08/08/2013	36959HVG9	5,000,000.00	General Electric Capital Corp Discount CP 0.1% Due 8/16/2013	99.973		4,998,625.00	0.00	4,998,625.00	0.00
Security Contribution	08/08/2013	525ESC2W8	2,500,000.00	Lehman Brothers ESCROW CUSIP - Defaulted Due 2/6/2014	100.000		2,500,000.00	0.00	2,500,000.00	0.00
Security Contribution	08/08/2013	525ESCIB7	2,500,000.00	Lehman Brothers Note-Defaulted Due 1/24/2014	100.000		2,500,000.00	0.00	2,500,000.00	0.00
Security Contribution	08/08/2013	94975H312	44,700.02	Wells Fargo Advantage Treasury Plus MMF	1.000		44,700.02	0.00	44,700.02	0.00
Security Contribution	08/30/2013	94975H312	59,206.67	Wells Fargo Advantage Treasury Plus MMF	1.000		59,206.67	0.00	59,206.67	0.00
		Subtotal	53,103,906.69				53,197,501.69	87,259.45	53,284,761.14	0.00
Short Sale	08/31/2013	90BASIS00	-261,758.88	Bank of America Money Market Fund	1.000		-261,758.88	0.00	-261,758.88	0.00
		Subtotal	-261,758.88				-261,758.88	0.00	-261,758.88	0.00
TOTAL ACQUISITIONS			103,258,610.37				103,351,888.71	87,259.45	103,439,148.16	0.00



Transaction Ledger

7/31/13 Thru 8/31/13

Transaction Type	Settlement Date	CUSIP	Quantity	Security Description	Price	Acq/Disp Yield	Amount	Interest Pur/Sold	Total Amount	Gain/Loss
DISPOSITIONS										
Sale	08/19/2013	94975H312	4,999,683.34	Wells Fargo Advantage Treasury Plus MMF	1.000	0.01 %	4,999,683.34	0.00	4,999,683.34	0.00
			4,999,683.34				4,999,683.34	0.00	4,999,683.34	0.00
Maturity	08/16/2013	36959HVG9	5,000,000.00	General Electric Capital Corp Discount CP 0.1% Due 8/16/2013	99.973		4,998,625.00	1,375.00	5,000,000.00	0.00
			5,000,000.00				4,998,625.00	1,375.00	5,000,000.00	0.00
Security Withdrawal	08/30/2013	94975H312	59,206.67	Wells Fargo Advantage Treasury Plus MMF	1.000		59,206.67	0.00	59,206.67	0.00
			59,206.67				59,206.67	0.00	59,206.67	0.00
TOTAL DISPOSITIONS			10,058,890.01				10,057,515.01	1,375.00	10,058,890.01	0.00
OTHER TRANSACTIONS										
Interest	08/14/2013	3134G34Y3	3,000,000.00	FHLMC Callable Note Qtrly 5/14/13 1% Due 2/14/2018	0.000		15,000.00	0.00	15,000.00	0.00
Interest	08/14/2013	3135G0UD3	2,000,000.00	FNMA Callable Note Qtrly 2/14/14 1.01% Due 2/14/2018	0.000		10,100.00	0.00	10,100.00	0.00
Interest	08/16/2013	313380A80	2,000,000.00	FHLB Callable Note Cont 11/16/12 1% Due 8/16/2017	0.000		10,000.00	0.00	10,000.00	0.00
Interest	08/21/2013	3136G1CJ6	2,000,000.00	FNMA Callable Note Qtrly 2/21/14 0.75% Due 2/21/2018	0.000		7,500.00	0.00	7,500.00	0.00
Interest	08/28/2013	3135G0NR0	2,000,000.00	FNMA Callable Note Qtrly 8/28/13 1.1% Due 8/28/2017	0.000		11,000.00	0.00	11,000.00	0.00
			11,000,000.00				53,600.00	0.00	53,600.00	0.00
Cash Capital Distribution	08/30/2013	525ESC2W8	0.00	Lehman Brothers ESCROW CUSIP - Defaulted Due 2/6/2014	0.000		29,603.33	0.00	29,603.33	0.00
Cash Capital Distribution	08/30/2013	525ESCIB7	0.00	Lehman Brothers Note-Defaulted Due 1/24/2014	0.000		29,603.34	0.00	29,603.34	0.00
			0.00				59,206.67	0.00	59,206.67	0.00
TOTAL OTHER TRANSACTIONS			11,000,000.00				112,806.67	0.00	112,806.67	0.00



CUSIP	Security Description	Trade Date Settle Date Units	Book Value: Begin Book Value: Acq Book Value: Disp Book Value: End	Prior Accrued Inc. Received Ending Accrued Total Interest	Accr. Of Discount Amort. Of Premium Net Accret/Amort Income Earned	Unreal G/L Total Income
Fixed Income						
313380A80	FHLB Callable Note Cont 11/16/12 1% Due 08/16/2017	07/19/2012 08/16/2012 2,000,000.00	0.00 2,000,000.00 0.00 2,000,000.00	0.00 444.44 833.33 1,277.77	0.00 0.00 0.00 1,277.77	0.00 0.00 0.00 1,277.77
313381RE7	FHLB Callable Note Qtrly 7/30/13 1% Due 01/30/2018	01/14/2013 01/30/2013 2,000,000.00	0.00 2,000,000.00 0.00 2,000,000.00	0.00 (444.44) 1,722.22 1,277.78	0.00 0.00 0.00 1,277.78	0.00 0.00 0.00 1,277.78
313381SP1	FHLB Callable Note Qtrly 7/30/13 1.05% Due 01/30/2018	01/04/2013 01/30/2013 2,000,000.00	0.00 2,000,000.00 0.00 2,000,000.00	0.00 (466.67) 1,808.33 1,341.66	0.00 0.00 0.00 1,341.66	0.00 0.00 0.00 1,341.66
313383HQ7	FHLB Callable Note 1X 6/24/14 1.2% Due 06/27/2018	05/30/2013 06/27/2013 3,000,000.00	0.00 3,000,000.00 0.00 3,000,000.00	0.00 (4,100.00) 6,400.00 2,300.00	0.00 0.00 0.00 2,300.00	0.00 0.00 0.00 2,300.00
313383J44	FHLB Callable Note 1X 6/26/15 0.75% Due 06/26/2018	05/30/2013 06/26/2013 2,000,000.00	0.00 2,000,000.00 0.00 2,000,000.00	0.00 (1,750.00) 2,708.33 958.33	0.00 0.00 0.00 958.33	0.00 0.00 0.00 958.33
3133ECL85	FFCB Callable Note Cont 7/15/13 0.29% Due 07/15/2015	04/29/2013 04/30/2013 2,000,000.00	0.00 1,998,500.00 0.00 1,998,500.00	0.00 0.00 0.00 0.00	0.00 0.00 0.00 0.00	0.00 0.00 0.00 0.00
3133ECL93	FFCB Callable Note Cont 7/15/13 0.32% Due 10/15/2015	08/08/2013 08/08/2013 2,000,000.00	0.00 2,000,000.00 0.00 2,000,000.00	0.00 0.00 2,417.78 2,417.78	0.00 0.00 0.00 2,417.78	0.00 0.00 0.00 2,417.78
3133ECLB8	FFCB Callable Note Cont 7/12/13 0.45% Due 07/12/2016	04/29/2013 04/30/2013 2,000,000.00	0.00 1,999,500.00 0.00 1,999,500.00	0.00 (650.00) 1,225.00 575.00	0.00 0.00 0.00 575.00	0.00 0.00 0.00 575.00
3133ECPB4	FFCB Note 0.875% Due 05/14/2018	05/17/2013 05/21/2013 1,000,000.00	0.00 997,810.00 0.00 997,810.00	0.00 (2,041.67) 2,600.69 559.02	0.00 0.00 0.00 559.02	0.00 0.00 0.00 559.02
3133ECR55	FFCB Callable Note Cont 6/6/14 0.54% Due 06/06/2016	05/31/2013 06/06/2013 2,000,000.00	0.00 1,997,500.00 0.00 1,997,500.00	0.00 (1,860.00) 2,550.00 690.00	0.00 0.00 0.00 690.00	0.00 0.00 0.00 690.00



CUSIP	Security Description	Trade Date Settle Date Units	Book Value: Begin Book Value: Acq Book Value: Disp Book Value: End	Prior Accrued Inc. Received Ending Accrued Total Interest	Accr. Of Discount Amort. Of Premium Net Accret/Amort Income Earned	Unreal G/L Total Income
3134G34Y3	FHLMC Callable Note Qtrly 5/14/13 1% Due 02/14/2018	01/24/2013 02/14/2013 3,000,000.00	0.00 2,998,500.00 0.00 2,998,500.00	0.00 500.00 1,416.67 1,916.67	0.00 0.00 0.00 1,916.67	0.00 0.00 0.00 1,916.67
3134G4A57	FHLMC Callable Note 1X 6/24/14 1.25% Due 06/27/2018	05/31/2013 06/27/2013 2,000,000.00	0.00 2,000,000.00 0.00 2,000,000.00	0.00 (2,847.22) 4,444.44 1,597.22	0.00 0.00 0.00 1,597.22	0.00 0.00 0.00 1,597.22
3135G0CM3	FNMA Note 1.25% Due 09/28/2016	05/17/2013 05/20/2013 2,000,000.00	0.00 2,050,520.00 0.00 2,050,520.00	0.00 (9,027.78) 10,625.00 1,597.22	0.00 0.00 0.00 1,597.22	0.00 0.00 0.00 1,597.22
3135G0ES8	FNMA Note 1.375% Due 11/15/2016	05/17/2013 05/20/2013 2,000,000.00	0.00 2,058,980.00 0.00 2,058,980.00	0.00 (6,340.28) 8,097.22 1,756.94	0.00 0.00 0.00 1,756.94	0.00 0.00 0.00 1,756.94
3135G0NR0	FNMA Callable Note Qtrly 8/28/13 1.1% Due 08/28/2017	08/09/2012 08/28/2012 2,000,000.00	0.00 2,000,000.00 0.00 2,000,000.00	0.00 1,344.44 183.33 1,527.77	0.00 0.00 0.00 1,527.77	0.00 0.00 0.00 1,527.77
3135G0TK9	FNMA Callable Note Qtrly 7/30/13 1.05% Due 01/30/2018	01/14/2013 01/30/2013 2,000,000.00	0.00 2,000,000.00 0.00 2,000,000.00	0.00 (466.67) 1,808.33 1,341.66	0.00 0.00 0.00 1,341.66	0.00 0.00 0.00 1,341.66
3135G0UD3	FNMA Callable Note Qtrly 2/14/14 1.01% Due 02/14/2018	01/24/2013 02/14/2013 2,000,000.00	0.00 2,000,000.00 0.00 2,000,000.00	0.00 336.67 953.89 1,290.56	0.00 0.00 0.00 1,290.56	0.00 0.00 0.00 1,290.56
3135G0WJ8	FNMA Note 0.875% Due 05/21/2018	05/17/2013 05/21/2013 2,000,000.00	0.00 1,993,660.00 0.00 1,993,660.00	0.00 (3,743.06) 4,861.11 1,118.05	0.00 0.00 0.00 1,118.05	0.00 0.00 0.00 1,118.05
3136G1AZ2	FNMA Callable Note Qtrly 1/30/14 1% Due 01/30/2018	01/04/2013 01/30/2013 2,000,000.00	0.00 2,000,000.00 0.00 2,000,000.00	0.00 (444.44) 1,722.22 1,277.78	0.00 0.00 0.00 1,277.78	0.00 0.00 0.00 1,277.78
3136G1CJ6	FNMA Callable Note Qtrly 2/21/14 0.75% Due 02/21/2018	01/24/2013 02/21/2013 2,000,000.00	0.00 2,000,000.00 0.00 2,000,000.00	0.00 541.67 416.67 958.34	0.00 0.00 0.00 958.34	0.00 0.00 0.00 958.34
3136G1PD5	FNMA Callable Note Qtrly 7/10/14 1.7% Due 07/10/2018	06/20/2013 07/10/2013 2,000,000.00	0.00 2,000,000.00 0.00 2,000,000.00	0.00 (2,644.44) 4,816.67 2,172.23	0.00 0.00 0.00 2,172.23	0.00 0.00 0.00 2,172.23



CUSIP	Security Description	Trade Date Settle Date Units	Book Value: Begin Book Value: Acq Book Value: Disp Book Value: End	Prior Accrued Inc. Received Ending Accrued Total Interest	Accr. Of Discount Amort. Of Premium Net Accret/Amort Income Earned	Unreal G/L Total Income
525ESC2W8	Lehman Brothers ESCROW CUSIP - Defaulted Due 02/06/2014	04/17/2012 04/18/2012 2,500,000.00	0.00 2,500,000.00 29,603.33 450,000.00	0.00 0.00 0.00 0.00	0.00 2,020,396.67 (2,020,396.67) (2,020,396.67)	0.00 0.00 0.00 (2,020,396.67)
525ESCIB7	Lehman Brothers Note-Defaulted Due 01/24/2014	04/17/2012 04/18/2012 2,500,000.00	0.00 2,500,000.00 29,603.34 450,000.00	0.00 0.00 0.00 0.00	0.00 2,020,396.66 (2,020,396.66) (2,020,396.66)	0.00 0.00 0.00 (2,020,396.66)
			0.00	0.00	0.00	
			48,094,970.00	(33,659.45)	4,040,793.33	
			59,206.67	61,611.23	(4,040,793.33)	0.00
TOTAL Fixed Income		48,000,000.00	43,994,970.00	27,951.78	(4,012,841.55)	(4,012,841.55)

Cash & Equivalent

36959HVG9	General Electric Capital Corp Discount CP Due 08/16/2013	05/08/2013 05/09/2013 0.00	0.00 4,998,625.00 4,998,625.00 0.00	0.00 1,375.00 0.00 1,375.00	0.00 0.00 0.00 1,375.00	0.00 0.00 0.00 1,375.00
36959HWS2	General Electric Capital Corp Discount CP 0.05% Due 09/26/2013	08/19/2013 08/19/2013 2,500,000.00	0.00 2,499,868.06 0.00 2,499,868.06	0.00 0.00 45.14 45.14	0.00 0.00 0.00 45.14	0.00 0.00 0.00 45.14
89233GWS1	Toyota Motor Credit Discount CP 0.07% Due 09/26/2013	08/19/2013 08/19/2013 2,500,000.00	0.00 2,499,815.28 0.00 2,499,815.28	0.00 0.00 63.19 63.19	0.00 0.00 0.00 63.19	0.00 0.00 0.00 63.19
90BASIS\$00	Bank of America Money Market Fund	08/31/2013 08/31/2013 261,758.88	0.00 (261,758.88) 0.00 (261,758.88)	0.00 0.00 0.00 0.00	0.00 0.00 0.00 0.00	0.00 0.00 0.00 0.00
90COCM\$00	Summary of Cash Held in Trust *See Details (Attached)	08/31/2013 08/31/2013 6,165,696.67	0.00 6,165,696.67 0.00 6,165,696.67	0.00 0.00 0.00 0.00	0.00 0.00 0.00 0.00	0.00 0.00 0.00 0.00
90IMPR\$00	City of Costa Mesa Imprest Account Balance	08/31/2013 08/31/2013 20,010.00	0.00 20,010.00 0.00 20,010.00	0.00 0.00 0.00 0.00	0.00 0.00 0.00 0.00	0.00 0.00 0.00 0.00
94975H312	Wells Fargo Advantage Treasury Plus MMF	Various Various 157,823.35	0.00 5,216,713.36 5,058,890.01 157,823.35	0.00 0.00 0.00 0.00	0.00 0.00 0.00 0.00	0.00 0.00 0.00 0.00



Income Earned

7/31/13 Thru 8/31/13

CUSIP	Security Description	Trade Date Settle Date Units	Book Value: Begin Book Value: Acq Book Value: Disp Book Value: End	Prior Accrued Inc. Received Ending Accrued Total Interest	Accr. Of Discount Amort. Of Premium Net Accret/Amort Income Earned	Unreal G/L Total Income
			0.00	0.00	0.00	
			21,138,969.49	1,375.00	0.00	
			10,057,515.01	108.33	0.00	0.00
TOTAL Cash & Equivalent		11,605,288.90	11,081,454.48	1,483.33	1,483.33	1,483.33
Local Agency Investment Fund						
90LAIF\$00	Local Agency Investment Fund State Pool		0.00	0.00	0.00	
		08/31/2013	34,117,949.22	0.00	0.00	
		08/31/2013	0.00	233.68	0.00	0.00
		34,117,949.22	34,117,949.22	233.68	233.68	233.68
			0.00	0.00	0.00	
			34,117,949.22	0.00	0.00	
			0.00	233.68	0.00	0.00
TOTAL Local Agency Investment Fund		34,117,949.22	34,117,949.22	233.68	233.68	233.68
			0.00	0.00	0.00	
			103,351,888.71	(32,284.45)	4,040,793.33	
			10,116,721.68	61,953.24	(4,040,793.33)	0.00
TOTAL PORTFOLIO		93,723,238.12	89,194,373.70	29,668.79	(4,011,124.54)	(4,011,124.54)



Cash Flow Report

From 08/31/2013

Payment Date	Transaction Type	CUSIP	Quantity	Security Description	Principal Amount	Income	Total Amount
09/26/2013	Maturity	89233GWS1	2,500,000.00	Toyota Motor Credit Discount CP	2,499,815.28	184.72	2,500,000.00
09/26/2013	Maturity	36959HWS2	2,500,000.00	General Electric Capital Corp Discount CP	2,499,868.06	131.94	2,500,000.00
09/28/2013	Interest	3135G0CM3	2,000,000.00	FNMA Note 1.25% Due 9/28/2016	0.00	12,500.00	12,500.00
Sep 2013					4,999,683.34	12,816.66	5,012,500.00
10/15/2013	Interest	3133ECL93	2,000,000.00	FFCB Callable Note Cont 7/15/13 0.32% Due 10/15/2015	0.00	3,200.00	3,200.00
Oct 2013					0.00	3,200.00	3,200.00
11/14/2013	Interest	3133ECPB4	1,000,000.00	FFCB Note 0.875% Due 5/14/2018	0.00	4,375.00	4,375.00
11/15/2013	Interest	3135G0ES8	2,000,000.00	FNMA Note 1.375% Due 11/15/2016	0.00	13,750.00	13,750.00
11/21/2013	Interest	3135G0WJ8	2,000,000.00	FNMA Note 0.875% Due 5/21/2018	0.00	8,750.00	8,750.00
Nov 2013					0.00	26,875.00	26,875.00
12/06/2013	Interest	3133ECR55	2,000,000.00	FFCB Callable Note Cont 6/6/14 0.54% Due 6/6/2016	0.00	5,400.00	5,400.00
12/26/2013	Interest	313383J44	2,000,000.00	FHLB Callable Note 1X 6/26/15 0.75% Due 6/26/2018	0.00	7,500.00	7,500.00
12/27/2013	Interest	313383HQ7	3,000,000.00	FHLB Callable Note 1X 6/24/14 1.2% Due 6/27/2018	0.00	18,000.00	18,000.00
12/27/2013	Interest	3134G4A57	2,000,000.00	FHLMC Callable Note 1X 6/24/14 1.25% Due 6/27/2018	0.00	12,500.00	12,500.00
Dec 2013					0.00	43,400.00	43,400.00
01/10/2014	Interest	3136G1PD5	2,000,000.00	FNMA Callable Note Qtrly 7/10/14 1.7% Due 7/10/2018	0.00	17,000.00	17,000.00
01/12/2014	Interest	3133ECLB8	2,000,000.00	FFCB Callable Note Cont 7/12/13 0.45% Due 7/12/2016	0.00	4,500.00	4,500.00
01/30/2014	Interest	3135G0TK9	2,000,000.00	FNMA Callable Note Qtrly 7/30/13 1.05% Due 1/30/2018	0.00	10,500.00	10,500.00
01/30/2014	Interest	313381RE7	2,000,000.00	FHLB Callable Note Qtrly 7/30/13 1% Due 1/30/2018	0.00	10,000.00	10,000.00
01/30/2014	Interest	313381SP1	2,000,000.00	FHLB Callable Note Qtrly 7/30/13 1.05% Due 1/30/2018	0.00	10,500.00	10,500.00
01/30/2014	Interest	3136G1AZ2	2,000,000.00	FNMA Callable Note Qtrly 1/30/14 1% Due 1/30/2018	0.00	10,000.00	10,000.00
Jan 2014					0.00	62,500.00	62,500.00



Cash Flow Report

From 08/31/2013

Payment Date	Transaction Type	CUSIP	Quantity	Security Description	Principal Amount	Income	Total Amount
02/14/2014	Interest	3134G34Y3	3,000,000.00	FHLMC Callable Note Qtrly 5/14/13 1% Due 2/14/2018	0.00	15,000.00	15,000.00
02/14/2014	Interest	3135G0UD3	2,000,000.00	FNMA Callable Note Qtrly 2/14/14 1.01% Due 2/14/2018	0.00	10,100.00	10,100.00
02/16/2014	Interest	313380A80	2,000,000.00	FHLB Callable Note Cont 11/16/12 1% Due 8/16/2017	0.00	10,000.00	10,000.00
02/21/2014	Interest	3136G1CJ6	2,000,000.00	FNMA Callable Note Qtrly 2/21/14 0.75% Due 2/21/2018	0.00	7,500.00	7,500.00
02/28/2014	Interest	3135G0NR0	2,000,000.00	FNMA Callable Note Qtrly 8/28/13 1.1% Due 8/28/2017	0.00	11,000.00	11,000.00
Feb 2014					0.00	53,600.00	53,600.00
03/28/2014	Interest	3135G0CM3	2,000,000.00	FNMA Note 1.25% Due 9/28/2016	0.00	12,500.00	12,500.00
Mar 2014					0.00	12,500.00	12,500.00
04/15/2014	Interest	3133ECL93	2,000,000.00	FFCB Callable Note Cont 7/15/13 0.32% Due 10/15/2015	0.00	3,200.00	3,200.00
Apr 2014					0.00	3,200.00	3,200.00
05/14/2014	Interest	3133ECPB4	1,000,000.00	FFCB Note 0.875% Due 5/14/2018	0.00	4,375.00	4,375.00
05/15/2014	Interest	3135G0ES8	2,000,000.00	FNMA Note 1.375% Due 11/15/2016	0.00	13,750.00	13,750.00
05/21/2014	Interest	3135G0WJ8	2,000,000.00	FNMA Note 0.875% Due 5/21/2018	0.00	8,750.00	8,750.00
May 2014					0.00	26,875.00	26,875.00
06/06/2014	Interest	3133ECR55	2,000,000.00	FFCB Callable Note Cont 6/6/14 0.54% Due 6/6/2016	0.00	5,400.00	5,400.00
06/26/2014	Interest	313383J44	2,000,000.00	FHLB Callable Note 1X 6/26/15 0.75% Due 6/26/2018	0.00	7,500.00	7,500.00
06/27/2014	Interest	313383HQ7	3,000,000.00	FHLB Callable Note 1X 6/24/14 1.2% Due 6/27/2018	0.00	18,000.00	18,000.00
06/27/2014	Interest	3134G4A57	2,000,000.00	FHLMC Callable Note 1X 6/24/14 1.25% Due 6/27/2018	0.00	12,500.00	12,500.00
Jun 2014					0.00	43,400.00	43,400.00
07/10/2014	Interest	3136G1PD5	2,000,000.00	FNMA Callable Note Qtrly 7/10/14 1.7% Due 7/10/2018	0.00	17,000.00	17,000.00
07/12/2014	Interest	3133ECLB8	2,000,000.00	FFCB Callable Note Cont 7/12/13 0.45% Due 7/12/2016	0.00	4,500.00	4,500.00
Jul 2014					0.00	62,500.00	62,500.00



Cash Flow Report

From 08/31/2013

Payment Date	Transaction Type	CUSIP	Quantity	Security Description	Principal Amount	Income	Total Amount
07/30/2014	Interest	313381SP1	2,000,000.00	FHLB Callable Note Qtrly 7/30/13 1.05% Due 1/30/2018	0.00	10,500.00	10,500.00
07/30/2014	Interest	313381RE7	2,000,000.00	FHLB Callable Note Qtrly 7/30/13 1% Due 1/30/2018	0.00	10,000.00	10,000.00
07/30/2014	Interest	3135G0TK9	2,000,000.00	FNMA Callable Note Qtrly 7/30/13 1.05% Due 1/30/2018	0.00	10,500.00	10,500.00
07/30/2014	Interest	3136G1AZ2	2,000,000.00	FNMA Callable Note Qtrly 1/30/14 1% Due 1/30/2018	0.00	10,000.00	10,000.00
Jul 2014					0.00	62,500.00	62,500.00
08/14/2014	Interest	3134G34Y3	3,000,000.00	FHLMC Callable Note Qtrly 5/14/13 1% Due 2/14/2018	0.00	15,000.00	15,000.00
08/14/2014	Interest	3135G0UD3	2,000,000.00	FNMA Callable Note Qtrly 2/14/14 1.01% Due 2/14/2018	0.00	10,100.00	10,100.00
08/16/2014	Interest	313380A80	2,000,000.00	FHLB Callable Note Cont 11/16/12 1% Due 8/16/2017	0.00	10,000.00	10,000.00
08/21/2014	Interest	3136G1CJ6	2,000,000.00	FNMA Callable Note Qtrly 2/21/14 0.75% Due 2/21/2018	0.00	7,500.00	7,500.00
08/28/2014	Interest	3135G0NR0	2,000,000.00	FNMA Callable Note Qtrly 8/28/13 1.1% Due 8/28/2017	0.00	10,877.78	10,877.78
Aug 2014					0.00	53,477.78	53,477.78
Total					4,999,683.34	404,344.44	5,404,027.78

CITY OF COSTA MESA
SUMMARY OF CASH HELD IN TRUST
AS OF AUGUST 31, 2013

Costa Mesa PFA Refunding Certificates of Participation, 2003 (Public Facilities Project)

Trustee: The Bank of New York Trust Company, N.A.

Fund	Investment Type	Issuer	Maturity Date	Cost	Par	Market Value	Rate
Lease Payment Fund	U.S. Govt. Obligation Fund	Wells Fargo Treasury Plus Money Market	Open	\$ -	-	-	-
Reserve Fund	U.S. Govt. Obligation Fund	Wells Fargo Treasury Plus Money Market	Open	1,273,250.35	1,273,250.35	1,273,250.35	0.010
	Ending Balances			<u>\$ 1,273,250.35</u>	<u>1,273,250.35</u>	<u>1,273,250.35</u>	

Costa Mesa PFA Revenue Refunding Bonds Series 2006A

Trustee: U. S. Bank Corporate Trust Services

Fund	Investment Type	Issuer	Maturity Date	Cost	Par	Market Value	Rate
Escrow Acct/Capital Improvement	Treasury Obligations Fund	First American Funds	Open	\$ -	-	-	-
Capital Improvement Fund	Treasury Obligations Fund	First American Funds	Open	159,857.29	159,857.29	159,857.29	-
Local Obligation	Note Secured by Real Estate	City of Costa Mesa	08/01/2021	1,385,000.00	1,385,000.00	1,385,000.00	8.30
Revenue Fund	Treasury Obligations Fund	First American Funds	Open	41,937.48	41,937.48	41,937.48	-
Reserve Fund	Treasury Obligations Fund	First American Funds	Open	224,755.00	224,755.00	224,755.00	-
Expense Fund	Treasury Obligations Fund	First American Funds	Open	4,987.34	4,987.34	4,987.34	-
Surplus Fund	Treasury Obligations Fund	First American Funds	Open	96,179.33	96,179.33	96,179.33	-
	Ending Balances			<u>\$ 1,912,716.44</u>	<u>1,912,716.44</u>	<u>1,912,716.44</u>	

Costa Mesa PFA Certificates of Participation, 2007 (Police Facility Expansion & Renovation Project)

Trustee: The Bank of New York Mellon Trust Company, N.A.

Fund	Investment Type	Issuer	Maturity Date	Cost	Par	Market Value	Rate
Lease Payment Fund	U.S. Govt. Obligation Fund	Wells Fargo Treasury Plus Money Market	Open	\$ -	-	-	-
Reserve Fund	U.S. Govt. Obligation Fund	Wells Fargo Treasury Plus Money Market	Open	2,297,204.39	2,297,204.39	2,297,204.39	-
Project Fund	U.S. Govt. Obligation Fund	Wells Fargo Treasury Plus Money Market	Open	-	-	-	-
	Ending Balances			<u>\$ 2,297,204.39</u>	<u>2,297,204.39</u>	<u>2,297,204.39</u>	

City of Costa Mesa Workers Compensation Account

Trustee: Adminsure

Fund	Investment Type	Issuer	Maturity Date	Cost	Par	Market Value	Rate
Workers Compensation	Checking Account	Bank of America	Open	\$ 150,000.00	150,000.00	150,000.00	-
	Ending Balances			<u>\$ 150,000.00</u>	<u>150,000.00</u>	<u>150,000.00</u>	

800 MHz Quarterly Reserve Fund

Trustee: Orange County Investment Pool

Fund	Investment Type	Issuer	Maturity Date	Cost	Par	Market Value	Rate
Reserve Fund	Money Market Fund	Orange County Investment Pool	Open	\$ 8,040.88	8,040.88	8,040.88	(1)
Cost Sharing							
Infrastructure/Sustainability	Money Market Fund	Orange County Investment Pool	Open	171,374.01	171,374.01	171,374.01	
	Ending Balances			<u>\$ 179,414.89</u>	<u>179,414.89</u>	<u>179,414.89</u>	

Harbor Mesa LLC/City of Costa Mesa Cash Bond Account #10030-0001COL

Trustee: Community Bank

Fund	Investment Type	Issuer	Maturity Date	Cost	Par	Market Value	Rate
Escrow Account	Savings Account	Comerica Bank	Open	198,200.00	198,200.00	198,200.00	(1)
	Ending Balances			<u>\$ 198,200.00</u>	<u>198,200.00</u>	<u>198,200.00</u>	

R J Noble/Harbor Blvd Rehab Project (Baker St to South Coast Dr)

Trustee: Bank of Sacramento

Fund	Investment Type	Issuer	Maturity Date	Cost	Par	Market Value	Rate
Escrow Account	Savings Account	Bank of Sacramento	Open	41,852.23	41,852.23	41,852.23	(1)
	Ending Balances			<u>\$ 41,852.23</u>	<u>41,852.23</u>	<u>41,852.23</u>	

All American Asphalt Project #12-05

Trustee: Community Bank

Fund	Investment Type	Issuer	Maturity Date	Cost	Par	Market Value	Rate
Escrow Account	Savings Account	Community Bank	Open	102,265.87	102,265.87	102,265.87	(1)
	Ending Balances			<u>\$ 102,265.87</u>	<u>102,265.87</u>	<u>102,265.87</u>	

All American Asphalt Project #13-01

Trustee: Community Bank

Fund	Investment Type	Issuer	Maturity Date	Cost	Par	Market Value	Rate
Escrow Account	Savings Account	Community Bank	Open	10,792.50	10,792.50	10,792.50	(1)
	Ending Balances			<u>\$ 10,792.50</u>	<u>10,792.50</u>	<u>10,792.50</u>	

GRAND TOTALS

\$ 6,165,696.67 \$ 6,165,696.67 \$ 6,165,696.67

Market Values provided by U.S. Bank Corporate Trust Services, The Bank of New York Mellon Trust Company, N.A., Premier Commercial Bank, Community Bank, Bank of Sacramento, Orange County Investment Pool

(1) Monthly rates/balances are not available. Balances are as of June 30, 2013.