



**CITY OF COSTA MESA
FINANCE DEPARTMENT
INTEROFFICE MEMORANDUM**

TO: HONORABLE CITY COUNCIL
TOM HATCH, CHIEF EXECUTIVE OFFICER

FROM: STEPHEN DUNIVENT, INTERIM FINANCE DIRECTOR

DATE: OCTOBER 24, 2014

SUBJECT: *TREASURER'S REPORT FOR THE MONTH OF SEPTEMBER, 2014*

Attached is the Treasurer's Report for the month of September 2014. This performance report lists the various types of securities, institutions from which the securities were purchased, maturity dates and interest rates for all securities held in the City's investment portfolio as of the end of the reporting period. All of the City's investments as of September 30, 2014 are in compliance with the Investment Policy and the California Government Code except as otherwise noted or disclosed herein. All market values provided in this report were obtained from The Bank of New York Mellon, except for the Local Agency Investment Fund (LAIF). Market values for LAIF were provided by the State Treasurer's Office. The market value shown for the City's LAIF investment represents the City's contractual rights to its LAIF account and does not represent the value of the underlying portfolio securities.

SUMMARY

Beginning Book Value	\$83,998,773.68
Deposits/Acquisitions	3,766,927.01
Withdrawals/Dispositions	<u>4,600,000.00</u>
Ending Book Value	\$83,165,700.69

As of September 30, 2014, the City has adequate cash reserves necessary to meet its obligations for the next six months.

There were no securities purchased, called, sold, or that matured during the month of September, 2014.

COMPLIANCE REPORTING

The City held two Lehman Brothers Medium-Term Corporate Notes in its investment portfolio. The total amount invested in these two securities stated at cost was \$5,049,700. Lehman Brothers filed for bankruptcy protection status on September 15, 2008 and the debt rating fell from A2 to B3- on that date. The market value loss of \$4,107,075 for the securities was recorded on the City's general ledger in September 2008, and is updated annually. The current estimates for recoveries through the bankruptcy proceedings are unknown.

In April 2011, the City joined the Ad Hoc Group of Lehman Brothers Creditors to help maximize the recovery through bankruptcy proceedings and to protect the City's interest in the Lehman Brother's bankruptcy. The Ad Hoc Group filed a "Creditor's Plan" with the U.S. Bankruptcy Court in Manhattan which would provide a better recovery to creditors of the original Lehman parent company while offering a smaller payout to some creditors of Lehman subsidiaries. On December 6, 2011, the Bankruptcy Court entered an order confirming the Debtors' Chapter 11 Plan. The following table summarizes the distributions received:

Distributions:	
April 14, 2012	\$ 301,889.87
October 1, 2012	192,024.40
April 4, 2013	250,360.80
August 30, 2013	59,207.00
October 3, 2013	289,015.00
April 4, 2014	320,756.26
Total	<u>\$1,413,253.33</u>

The Debtors will make distributions of cash available in accordance with the plan semi-annually on March 30 and September 30 of each year.

The City semi-annually estimates the value of Lehman Brothers investment claim held in escrow with Lehman Brothers Holdings, Inc.. This evaluation is primarily based on the cash distributions that have been received to date as well as distributions anticipated in the future. With the most recent distributions on April 4, 2014, the City has received 28 cents of every dollar invested originally in the Lehman Brothers investments. As of September 30, 2014, staff estimated the value of the Lehman Brothers investment claim at \$652,372.

The investment portfolio is in compliance with the City's adopted investment policy and applicable state laws in all other respects during, and as of, the end of the reporting period.

If you have any questions or need additional information, feel free to contact me directly.



STEPHEN DUNIVENT
Interim Finance Director

- Attachments: 1 – Pooled Cash and Investments by Fund as of September 30, 2014
2 – General Fund Cash Position over the past five calendar years
3 – Investment Report for the month of September, 2014

ATTACHMENT 1

**POOLED CASH AND INVESTMENTS BY FUND
AS OF SEPTEMBER 30, 2014**

FUND NO	FUND NAME	AMOUNT
101	General Fund	\$ 27,346,805.71 *
201	Special Gas Tax Fund	8,732,167.96
202	Prop. 172 - Public Safety Fund	92,697.84
203	Air Quality Improvement Fund (AB 2766)	515,487.60
205	HUD -HOME Program-HOME Investment Partnership Act	26,439.75
207	HUD -Community Development Block Grant Program Fund	(141,672.71)
208	Park Development Fees Fund	2,344,261.48
209	Drainage Fees Fund	1,535,364.50
213	Supplemental Law Enforcement Services Fund (SLESF)	(42,240.62)
214	Traffic Impact Fees Fund	3,287,677.80
216	Rental Rehabilitation Program Fund	17,095.34
217	Narcotics Forfeiture Fund	2,673,089.06
218	Fire System Development Fees Fund	746,127.12
219	Local Law Enforcement Block	31,256.31
220	Office of Traffic Safety	(4,477.37)
222	Costa Mesa Housing Authority	1,043,007.17
401	Capital Improvements Fund	5,209,675.68
403	Measure "M" Construction Fund	1,677,496.49
409	Vehicle Parking District #1 Fund	12,241.09
410	Vehicle Parking District #2 Fund	22,870.09
413	Golf Course Improvement Fund	284,775.77
414	Measure "M" Turnback Fund	168,442.55
415	Measure "M" 2 Construction Fund	(302,363.24)
416	Measure "M" 2 Fairshare Fund	5,527,942.06
601	Equipment Maintenance and Replacement Fund	5,429,264.23
602	Self-Insurance Fund - Liab/W.C./Unemployment	4,049,081.69
701	Deposits	2,350,939.73
705	Costa Mesa Community Foundation	86,986.41
755	Police Retirement - 1% Supplemental	767,534.99
	Total Pooled Cash & Investments	<u>\$ 73,487,974.48 **</u>

* Council has designated \$14.125 million in General Fund balance for emergency reserves.

** Reconciliation of Total Pooled Cash & Investments to Portfolio Total End Cost Value:

Total Pooled Cash & Investments	\$ 73,487,974.48
Market Value Adjustment	256,711.73
Cash Held in Trust	9,421,014.48
Portfolio Total End Cost Value (Attachment 3)	<u>\$ 83,165,700.69</u>

GENERAL FUND CASH POSITION

The City’s General Fund receives its most significant revenues, such as sales tax and property tax, several times during the year. However it pays for majority of the City’s operational expenditures throughout the year. The in-flows and out-flows of the General Fund cash are closely monitored by Finance staff. The following is a summary of the General Fund historical ending cash balances over the past five calendar years:

HISTORICAL TREASURER'S REPORT GENERAL FUND CASH BALANCE (IN MILLIONS)					
	CY 2010	CY 2011	CY 2012	CY 2013	CY 2014
January	\$ 18.2	\$ 20.4	\$ 26.0	\$ 35.6	\$ 33.8
February	16.0	16.4	24.4	33.7	31.7
March	13.6	16.5	19.6	27.0	28.6
April	15.1	19.2	24.8	33.0	35.6
May	23.4	29.2	32.8	39.6	44.4
June	21.0	21.0	28.7	38.3	41.8
July	19.6	22.7	27.3	35.0	34.5
August	17.8	23.3	23.1	31.9	31.8
September	12.3	14.6	17.9	27.8	27.3
October	6.8	12.9	16.3	20.3	
November	5.4	13.6	17.5	20.1	
December	12.3	21.0	24.0	26.6	



As indicated in the above graph, the General Fund’s cash balance typically peaks at May of each year and dips to the lowest point around October and November. Overall, the General Fund’s cash balance has been steadily increased comparing to the same time period in prior years. All other activities appears reasonable and consistent with staff’s expectations.



Monthly Account Statement

City of Costa Mesa Consolidated

September 1, 2014 through September 30, 2014

Chandler Team

For questions about your account,
please call (800) 317-4747 or
Email operations@chandlerasset.com

Custodian

Bank of New York Mellon
Christy Sheppard

Information contained herein is confidential. We urge you to compare this statement to the one you receive from your qualified custodian. Prices are provided by IDC, an independent pricing source.



PORTFOLIO CHARACTERISTICS

Average Duration	1.37
Average Coupon	0.54 %
Average Purchase YTM	0.55 %
Average Market YTM	0.66 %
Average S&P/Moody Rating	AA+/Aaa
Average Final Maturity	1.49 yrs
Average Life	1.41 yrs

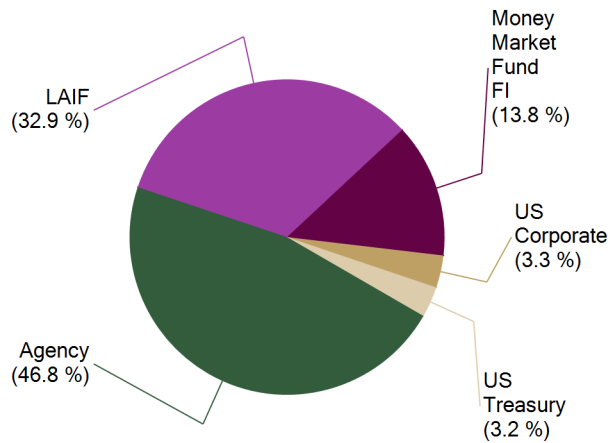
ACCOUNT SUMMARY

	Beg. Values as of 8/31/14	End Values as of 9/30/14
Market Value	83,992,871	82,842,743
Accrued Interest	81,373	109,071
Total Market Value	84,074,244	82,951,814
Income Earned	41,282	40,202
Cont/WD		
Par	88,250,599	87,417,526
Book Value	83,998,774	83,165,701
Cost Value	83,998,774	83,165,701

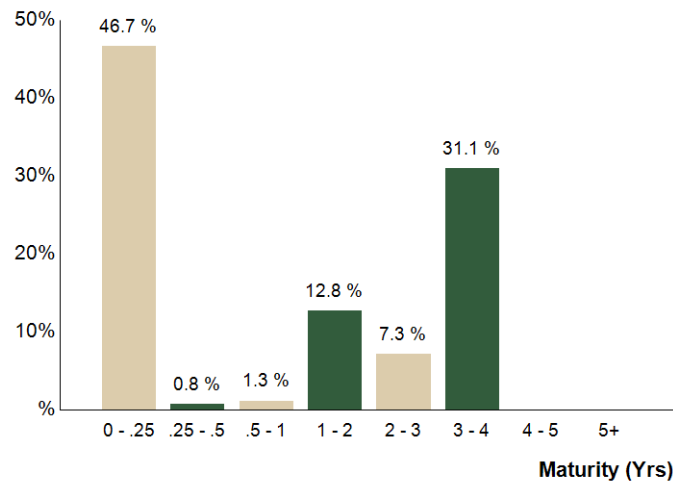
TOP ISSUERS

Issuer	% Portfolio
Local Agency Investment Fund	32.9 %
Federal National Mortgage Assoc	19.2 %
Federal Home Loan Bank	13.2 %
Bank Cash Account	11.4 %
Federal Farm Credit Bank	8.4 %
Federal Home Loan Mortgage Corp	6.0 %
Government of United States	3.2 %
Bank of America Corp	1.8 %
	96.1 %

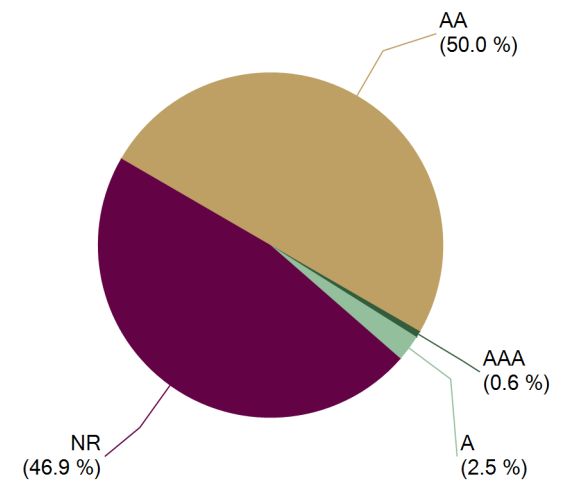
SECTOR ALLOCATION



MATURITY DISTRIBUTION



CREDIT QUALITY (S&P)





City of Costa Mesa Consolidated
September 30, 2014

COMPLIANCE WITH INVESTMENT POLICY

This portfolio is a consolidation of assets managed by Chandler Asset Management and assets managed internally by Client. Chandler relies on Client to provide accurate information for reporting assets and producing this compliance statement.

Category	Standard	Comment
Treasury Issues	No limitations	Complies
Federal Agencies	60% max per issuer	Complies
Banker's Acceptances	40% maximum; 10% max per issuer; 180 days max maturity	Complies
Commercial Paper	"A-1" rated or equivalent by one NRSRO; "A" or higher by one NRSRO if long term debt issuer; 25% maximum; 10% max per issuer; 270 days maximum maturity	Complies
Medium Term Notes	"A" rated by both Moody's and S&P; 30% maximum; 5% max per issuer; 5 years max maturity	Complied at time of purchase*
Negotiable Certificates of Deposit	30% maximum; Liquidity requirements	Complies
Certificates of Deposit/Bank and Time Deposits	FDIC Insurance and/or Collateralization 360 day maximum maturity	Complies
Repurchase Agreements	>102% collateralization; 1 year max maturity	Complies
Money Market Mutual Funds	"AAA" rated; 20% maximum; 10% max per fund	Complies
Asset-Backed and Mortgage-Backed Securities	"AA" rated; 20% maximum; "A" rated issuer; 5 years max maturity	Complies
LAIF	\$50 million limit	Complies
County Pool	Not used by investment adviser	Complies
Maximum Maturity	5 years (Any investment extending 5 years requires prior City Council approval); 20% of the portfolio must mature within one year	Complies

*Lehman Brothers (LEH) filed for bankruptcy on September 15, 2008. The city owns \$5M par of LEH.



Holdings Report

As of 9/30/14

CUSIP	Security Description	Par Value/Units	Purchase Date Book Yield	Cost Value Book Value	Mkt Price Mkt YTM	Market Value Accrued Int.	% of Port. Gain/Loss	Moody/S&P Fitch	Maturity Duration
AGENCY									
3133ECL93	FFCB Callable Note Cont 7/15/13 0.32% Due 10/15/2015	2,000,000.00	08/08/2013 0.32 %	2,000,000.00 2,000,000.00	100.00 0.32 %	2,000,026.00 2,951.11	2.41 % 26.00	Aaa / AA+ AAA	1.04 1.04
3133ECR55	FFCB Callable Note Cont 6/6/14 0.54% Due 6/6/2016	2,000,000.00	05/31/2013 0.58 %	1,997,500.00 1,997,500.00	99.52 0.83 %	1,990,434.00 3,450.00	2.40 % (7,066.00)	Aaa / AA+ AAA	1.68 1.67
3133ECLB8	FFCB Callable Note Cont 7/12/13 0.45% Due 7/12/2016	2,000,000.00	04/29/2013 0.46 %	1,999,500.00 1,999,500.00	99.41 0.78 %	1,988,262.00 1,975.00	2.40 % (11,238.00)	Aaa / AA+ AAA	1.78 1.77
3135G0CM3	FNMA Note 1.25% Due 9/28/2016	2,000,000.00	05/17/2013 0.49 %	2,050,520.00 2,050,520.00	101.18 0.65 %	2,023,654.00 208.33	2.44 % (26,866.00)	Aaa / AA+ AAA	2.00 1.97
3135G0ES8	FNMA Note 1.375% Due 11/15/2016	2,000,000.00	05/17/2013 0.52 %	2,058,980.00 2,058,980.00	101.49 0.67 %	2,029,866.00 10,388.89	2.46 % (29,114.00)	Aaa / AA+ AAA	2.13 2.08
313380A80	FHLB Callable Note Cont 11/16/12 1% Due 8/16/2017	2,000,000.00	07/19/2012 1.00 %	2,000,000.00 2,000,000.00	99.71 1.10 %	1,994,230.00 2,500.00	2.41 % (5,770.00)	Aaa / AA+ AAA	2.88 2.83
3135G0NR0	FNMA Callable Note Qtrly 8/28/13 1.1% Due 8/28/2017	2,000,000.00	08/09/2012 1.10 %	2,000,000.00 2,000,000.00	99.74 1.19 %	1,994,812.00 2,016.67	2.41 % (5,188.00)	Aaa / AA+ AAA	2.91 2.85
3136G1AZ2	FNMA Callable Note Qtrly 1/30/14 1% Due 1/30/2018	2,000,000.00	01/04/2013 1.00 %	2,000,000.00 2,000,000.00	98.51 1.46 %	1,970,236.00 3,388.89	2.38 % (29,764.00)	Aaa / AA+ AAA	3.34 3.26
313381SP1	FHLB Callable Note Qtrly 7/30/13 1.05% Due 1/30/2018	2,000,000.00	01/04/2013 1.05 %	2,000,000.00 2,000,000.00	99.75 1.13 %	1,995,080.00 3,558.33	2.41 % (4,920.00)	Aaa / AA+ AAA	3.34 2.62
313381RE7	FHLB Callable Note Qtrly 7/30/13 1% Due 1/30/2018	2,000,000.00	01/14/2013 1.00 %	2,000,000.00 2,000,000.00	98.81 1.37 %	1,976,218.00 3,388.89	2.39 % (23,782.00)	Aaa / AA+ AAA	3.34 3.26
3135G0TK9	FNMA Callable Note Qtrly 7/30/13 1.05% Due 1/30/2018	2,000,000.00	01/14/2013 1.05 %	2,000,000.00 2,000,000.00	98.85 1.40 %	1,977,060.00 3,558.33	2.39 % (22,940.00)	Aaa / AA+ AAA	3.34 3.26
3135G0UD3	FNMA Callable Note Qtrly 2/14/14 1.01% Due 2/14/2018	2,000,000.00	01/24/2013 1.01 %	2,000,000.00 2,000,000.00	98.78 1.38 %	1,975,694.00 2,637.22	2.38 % (24,306.00)	Aaa / AA+ AAA	3.38 3.30
3134G34Y3	FHLMC Callable Note Qtrly 5/14/13 1% Due 2/14/2018	3,000,000.00	01/24/2013 1.01 %	2,998,500.00 2,998,500.00	98.77 1.37 %	2,963,181.00 3,916.67	3.58 % (35,319.00)	Aaa / AA+ AAA	3.38 3.30
3136G1CJ6	FNMA Callable Note Qtrly 2/21/14 0.75% Due 2/21/2018	2,000,000.00	01/24/2013 1.09 %	2,000,000.00 2,000,000.00	98.25 1.79 %	1,965,038.00 1,666.67	2.37 % (34,962.00)	Aaa / AA+ AAA	3.40 3.31
3133ECPB4	FFCB Note 0.875% Due 5/14/2018	1,000,000.00	05/17/2013 0.92 %	997,810.00 997,810.00	98.75 1.23 %	987,509.00 3,329.86	1.19 % (10,301.00)	Aaa / AA+ AAA	3.62 3.54
3135G0WJ8	FNMA Note 0.875% Due 5/21/2018	2,000,000.00	05/17/2013 0.94 %	1,993,660.00 1,993,660.00	97.94 1.46 %	1,958,724.00 6,319.44	2.37 % (34,936.00)	Aaa / AA+ AAA	3.64 3.55
313383J44	FHLB Callable Note 1X 6/26/15 0.75% Due 6/26/2018	2,000,000.00	05/30/2013 1.34 %	2,000,000.00 2,000,000.00	99.96 0.81 %	1,999,174.00 3,958.33	2.41 % (826.00)	Aaa / AA+ AAA	3.74 0.73
313383HQ7	FHLB Callable Note 1X 6/24/14 1.2% Due 6/27/2018	3,000,000.00	05/30/2013 1.20 %	3,000,000.00 3,000,000.00	99.10 1.45 %	2,973,126.00 9,400.00	3.60 % (26,874.00)	Aaa / AA+ AAA	3.74 3.63
3134G4A57	FHLMC Callable Note 1X 6/24/14 1.25% Due 6/27/2018	2,000,000.00	05/31/2013 1.25 %	2,000,000.00 2,000,000.00	99.13 1.49 %	1,982,572.00 6,527.78	2.40 % (17,428.00)	Aaa / AA+ AAA	3.74 3.63
Total Agency		39,000,000.00	0.92 %	39,096,470.00	1.16 %	38,744,896.00 75,140.41	46.80 % (351,574.00)	Aaa / AA+ Aaa	2.98 2.73



Holdings Report

As of 9/30/14

CUSIP	Security Description	Par Value/Units	Purchase Date Book Yield	Cost Value Book Value	Mkt Price Mkt YTM	Market Value Accrued Int.	% of Port. Gain/Loss	Moody/S&P Fitch	Maturity Duration
LAIF									
90LAIF\$00	Local Agency Investment Fund State Pool	27,300,792.49	Various 0.24 %	27,300,792.49 27,300,792.49	1.00 0.24 %	27,300,792.49 22,156.92	32.94 % 0.00	NR / NR NR	0.00 0.00
Total LAIF		27,300,792.49	0.24 %	27,300,792.49	0.24 %	27,300,792.49 22,156.92	32.94 % 0.00	NR / NR NR	0.00 0.00
MONEY MARKET FUND FI									
94975H312	Wells Fargo Advantage Treasury Plus MMF	320,756.26	04/04/2014 0.01 %	320,756.26 320,756.26	1.00 0.01 %	320,756.26 0.00	0.39 % 0.00	Aaa / AAA AAA	0.00 0.00
94975H312	Wells Fargo Advantage Treasury Plus MMF	180,354.75	Various 0.01 %	180,354.75 180,354.75	1.00 0.01 %	180,354.75 0.00	0.22 % 0.00	Aaa / AAA AAA	0.00 0.00
90BASI\$00	Bank of America Money Market Fund	1,519,608.35	Various 0.00 %	1,519,608.35 1,519,608.35	1.00 0.00 %	1,519,608.35 0.00	1.83 % 0.00	NR / NR NR	0.00 0.00
90COCM\$00	Summary of Cash Held in Trust *See Details (Attached)	9,421,014.48	Various 0.00 %	9,421,014.48 9,421,014.48	1.00 0.00 %	9,421,014.48 0.00	11.36 % 0.00	NR / NR NR	0.00 0.00
Total Money Market Fund FI		11,441,733.84	0.00 %	11,441,733.84	0.00 %	11,441,733.84 0.00	13.79 % 0.00	Aaa / AAA Aaa	0.00 0.00
US CORPORATE									
525ESCIB7	Lehman Brothers Note-Defaulted Due 1/24/2015	2,500,000.00	04/17/2012 0.00 %	330,071.18 330,071.18	13.63 0.00 %	340,625.00 0.00	0.41 % 10,553.82	NR / NR NR	0.32 0.00
525ESC2W8	Lehman Brothers ESCROW CUSIP - Defaulted Due 2/6/2015	2,500,000.00	04/17/2012 0.00 %	322,301.22 322,301.22	13.63 0.00 %	340,625.00 0.00	0.41 % 18,323.78	NR / NR NR	0.35 0.00
94974BFE5	Wells Fargo Corp Note 1.5% Due 7/1/2015	1,050,000.00	06/05/2014 0.41 %	1,062,127.50 1,062,127.50	100.81 0.42 %	1,058,548.05 3,937.50	1.28 % (3,579.45)	A2 / A+ AA-	0.75 0.75
68389XAN5	Oracle Corp Note 1.2% Due 10/15/2017	1,000,000.00	10/30/2013 1.40 %	992,140.00 992,140.00	99.28 1.44 %	992,789.00 5,533.33	1.20 % 649.00	A1 / A+ A+	3.04 2.96
Total US Corporate		7,050,000.00	0.67 %	2,706,639.90 2,706,639.90	0.69 %	2,732,587.05 9,470.83	3.31 % 25,947.15	A2 / A+ AA-	1.48 1.37
US TREASURY									
912828UG3	US Treasury Note 0.375% Due 1/15/2016	1,175,000.00	06/05/2014 0.26 %	1,177,252.96 1,177,252.96	100.14 0.26 %	1,176,697.87 933.93	1.42 % (555.09)	Aaa / AA+ AAA	1.29 1.29
912828VC1	US Treasury Note 0.25% Due 5/15/2016	1,450,000.00	10/29/2013 0.45 %	1,442,811.50 1,442,811.50	99.73 0.42 %	1,446,035.70 1,369.23	1.74 % 3,224.20	Aaa / AA+ AAA	1.62 1.62
Total US Treasury		2,625,000.00	0.36 %	2,620,064.46 2,620,064.46	0.35 %	2,622,733.57 2,303.16	3.16 % 2,669.11	Aaa / AA+ Aaa	1.48 1.47
TOTAL PORTFOLIO		87,417,526.33	0.55 %	83,165,700.69 83,165,700.69	0.66 %	82,842,742.95 109,071.32	100.00 % (322,957.74)	Aaa / AA+ Aaa	1.49 1.37



Transaction Ledger

8/31/14 Thru 9/30/14

Transaction Type	Settlement Date	CUSIP	Quantity	Security Description	Price	Acq/Disp Yield	Amount	Interest Pur/Sold	Total Amount	Gain/Loss
ACQUISITIONS										
Purchase	09/03/2014	94975H312	3.90	Wells Fargo Advantage Treasury Plus MMF	1.000	0.01 %	3.90	0.00	3.90	0.00
Purchase	09/28/2014	94975H312	12,500.00	Wells Fargo Advantage Treasury Plus MMF	1.000	0.01 %	12,500.00	0.00	12,500.00	0.00
		Subtotal	12,503.90				12,503.90	0.00	12,503.90	0.00
Security Contribution	09/30/2014	90BASIS\$00	770,647.83	Bank of America Money Market Fund	1.000		770,647.83	0.00	770,647.83	0.00
Security Contribution	09/30/2014	90COCM\$00	2,983,775.28	Summary of Cash Held in Trust *See Details (Attached)	1.000		2,983,775.28	0.00	2,983,775.28	0.00
		Subtotal	3,754,423.11				3,754,423.11	0.00	3,754,423.11	0.00
TOTAL ACQUISITIONS			3,766,927.01				3,766,927.01	0.00	3,766,927.01	0.00
DISPOSITIONS										
Security Withdrawal	09/30/2014	90LAIF\$00	4,600,000.00	Local Agency Investment Fund State Pool	1.000		4,600,000.00	0.00	4,600,000.00	0.00
		Subtotal	4,600,000.00				4,600,000.00	0.00	4,600,000.00	0.00
TOTAL DISPOSITIONS			4,600,000.00				4,600,000.00	0.00	4,600,000.00	0.00
OTHER TRANSACTIONS										
Interest	09/28/2014	3135G0CM3	2,000,000.00	FNMA Note 1.25% Due 9/28/2016	0.000		12,500.00	0.00	12,500.00	0.00
		Subtotal	2,000,000.00				12,500.00	0.00	12,500.00	0.00
Dividend	09/03/2014	94975H312	167,850.85	Wells Fargo Advantage Treasury Plus MMF	0.000		3.90	0.00	3.90	0.00
		Subtotal	167,850.85				3.90	0.00	3.90	0.00
TOTAL OTHER TRANSACTIONS			2,167,850.85				12,503.90	0.00	12,503.90	0.00



CUSIP	Security Description	Trade Date Settle Date Units	Book Value: Begin Book Value: Acq Book Value: Disp Book Value: End	Prior Accrued Inc. Received Ending Accrued Total Interest	Accr. Of Discount Amort. Of Premium Net Accret/Amort Income Earned	Unreal G/L Total Income
Fixed Income						
313380A80	FHLB Callable Note Cont 11/16/12 1% Due 08/16/2017	07/19/2012 08/16/2012 2,000,000.00	2,000,000.00 0.00 0.00 2,000,000.00	833.33 0.00 2,500.00 1,666.67	0.00 0.00 0.00 1,666.67	0.00 0.00 0.00 1,666.67
313381RE7	FHLB Callable Note Qtrly 7/30/13 1% Due 01/30/2018	01/14/2013 01/30/2013 2,000,000.00	2,000,000.00 0.00 0.00 2,000,000.00	1,722.22 0.00 3,388.89 1,666.67	0.00 0.00 0.00 1,666.67	0.00 0.00 0.00 1,666.67
313381SP1	FHLB Callable Note Qtrly 7/30/13 1.05% Due 01/30/2018	01/04/2013 01/30/2013 2,000,000.00	2,000,000.00 0.00 0.00 2,000,000.00	1,808.33 0.00 3,558.33 1,750.00	0.00 0.00 0.00 1,750.00	0.00 0.00 0.00 1,750.00
313383HQ7	FHLB Callable Note 1X 6/24/14 1.2% Due 06/27/2018	05/30/2013 06/27/2013 3,000,000.00	3,000,000.00 0.00 0.00 3,000,000.00	6,400.00 0.00 9,400.00 3,000.00	0.00 0.00 0.00 3,000.00	0.00 0.00 0.00 3,000.00
313383J44	FHLB Callable Note 1X 6/26/15 0.75% Due 06/26/2018	05/30/2013 06/26/2013 2,000,000.00	2,000,000.00 0.00 0.00 2,000,000.00	2,708.33 0.00 3,958.33 1,250.00	0.00 0.00 0.00 1,250.00	0.00 0.00 0.00 1,250.00
3133ECL93	FFCB Callable Note Cont 7/15/13 0.32% Due 10/15/2015	08/08/2013 08/08/2013 2,000,000.00	2,000,000.00 0.00 0.00 2,000,000.00	2,417.78 0.00 2,951.11 533.33	0.00 0.00 0.00 533.33	0.00 0.00 0.00 533.33
3133ECLB8	FFCB Callable Note Cont 7/12/13 0.45% Due 07/12/2016	04/29/2013 04/30/2013 2,000,000.00	1,999,500.00 0.00 0.00 1,999,500.00	1,225.00 0.00 1,975.00 750.00	0.00 0.00 0.00 750.00	0.00 0.00 0.00 750.00
3133ECPB4	FFCB Note 0.875% Due 05/14/2018	05/17/2013 05/21/2013 1,000,000.00	997,810.00 0.00 0.00 997,810.00	2,600.69 0.00 3,329.86 729.17	0.00 0.00 0.00 729.17	0.00 0.00 0.00 729.17
3133ECR55	FFCB Callable Note Cont 6/6/14 0.54% Due 06/06/2016	05/31/2013 06/06/2013 2,000,000.00	1,997,500.00 0.00 0.00 1,997,500.00	2,550.00 0.00 3,450.00 900.00	0.00 0.00 0.00 900.00	0.00 0.00 0.00 900.00
3134G34Y3	FHLMC Callable Note Qtrly 5/14/13 1% Due 02/14/2018	01/24/2013 02/14/2013 3,000,000.00	2,998,500.00 0.00 0.00 2,998,500.00	1,416.67 0.00 3,916.67 2,500.00	0.00 0.00 0.00 2,500.00	0.00 0.00 0.00 2,500.00



Income Earned

8/31/14 Thru 9/30/14

CUSIP	Security Description	Trade Date Settle Date Units	Book Value: Begin Book Value: Acq Book Value: Disp Book Value: End	Prior Accrued Inc. Received Ending Accrued Total Interest	Accr. Of Discount Amort. Of Premium Net Accret/Amort Income Earned	Unreal G/L Total Income
3134G4A57	FHLMC Callable Note 1X 6/24/14 1.25% Due 06/27/2018	05/31/2013 06/27/2013 2,000,000.00	2,000,000.00 0.00 0.00 2,000,000.00	4,444.44 0.00 6,527.78 2,083.34	0.00 0.00 0.00 2,083.34	0.00 0.00 0.00 2,083.34
3135G0CM3	FNMA Note 1.25% Due 09/28/2016	05/17/2013 05/20/2013 2,000,000.00	2,050,520.00 0.00 0.00 2,050,520.00	10,625.00 12,500.00 208.33 2,083.33	0.00 0.00 0.00 2,083.33	0.00 0.00 0.00 2,083.33
3135G0ES8	FNMA Note 1.375% Due 11/15/2016	05/17/2013 05/20/2013 2,000,000.00	2,058,980.00 0.00 0.00 2,058,980.00	8,097.22 0.00 10,388.89 2,291.67	0.00 0.00 0.00 2,291.67	0.00 0.00 0.00 2,291.67
3135G0NR0	FNMA Callable Note Qtrly 8/28/13 1.1% Due 08/28/2017	08/09/2012 08/28/2012 2,000,000.00	2,000,000.00 0.00 0.00 2,000,000.00	183.33 0.00 2,016.67 1,833.34	0.00 0.00 0.00 1,833.34	0.00 0.00 0.00 1,833.34
3135G0TK9	FNMA Callable Note Qtrly 7/30/13 1.05% Due 01/30/2018	01/14/2013 01/30/2013 2,000,000.00	2,000,000.00 0.00 0.00 2,000,000.00	1,808.33 0.00 3,558.33 1,750.00	0.00 0.00 0.00 1,750.00	0.00 0.00 0.00 1,750.00
3135G0UD3	FNMA Callable Note Qtrly 2/14/14 1.01% Due 02/14/2018	01/24/2013 02/14/2013 2,000,000.00	2,000,000.00 0.00 0.00 2,000,000.00	953.89 0.00 2,637.22 1,683.33	0.00 0.00 0.00 1,683.33	0.00 0.00 0.00 1,683.33
3135G0WJ8	FNMA Note 0.875% Due 05/21/2018	05/17/2013 05/21/2013 2,000,000.00	1,993,660.00 0.00 0.00 1,993,660.00	4,861.11 0.00 6,319.44 1,458.33	0.00 0.00 0.00 1,458.33	0.00 0.00 0.00 1,458.33
3136G1AZ2	FNMA Callable Note Qtrly 1/30/14 1% Due 01/30/2018	01/04/2013 01/30/2013 2,000,000.00	2,000,000.00 0.00 0.00 2,000,000.00	1,722.22 0.00 3,388.89 1,666.67	0.00 0.00 0.00 1,666.67	0.00 0.00 0.00 1,666.67
3136G1CJ6	FNMA Callable Note Qtrly 2/21/14 0.75% Due 02/21/2018	01/24/2013 02/21/2013 2,000,000.00	2,000,000.00 0.00 0.00 2,000,000.00	416.67 0.00 1,666.67 1,250.00	0.00 0.00 0.00 1,250.00	0.00 0.00 0.00 1,250.00
525ESC2W8	Lehman Brothers ESCROW CUSIP - Defaulted Due 02/06/2015	04/17/2012 04/18/2012 2,500,000.00	322,301.22 0.00 0.00 322,301.22	0.00 0.00 0.00 0.00	0.00 0.00 0.00 0.00	0.00 0.00 0.00 0.00
525ESCIB7	Lehman Brothers Note-Defaulted Due 01/24/2015	04/17/2012 04/18/2012 2,500,000.00	330,071.18 0.00 0.00 330,071.18	0.00 0.00 0.00 0.00	0.00 0.00 0.00 0.00	0.00 0.00 0.00 0.00



CUSIP	Security Description	Trade Date Settle Date Units	Book Value: Begin Book Value: Acq Book Value: Disp Book Value: End	Prior Accrued Inc. Received Ending Accrued Total Interest	Accr. Of Discount Amort. Of Premium Net Accret/Amort Income Earned	Unreal G/L Total Income
68389XAN5	Oracle Corp Note 1.2% Due 10/15/2017	10/30/2013 10/31/2013 1,000,000.00	992,140.00 0.00 0.00 992,140.00	4,533.33 0.00 5,533.33 1,000.00	0.00 0.00 0.00 1,000.00	0.00 0.00 0.00 1,000.00
912828UG3	US Treasury Note 0.375% Due 01/15/2016	06/05/2014 06/06/2014 1,175,000.00	1,177,252.96 0.00 0.00 1,177,252.96	574.73 0.00 933.93 359.20	0.00 0.00 0.00 359.20	0.00 0.00 0.00 359.20
912828VC1	US Treasury Note 0.25% Due 05/15/2016	10/29/2013 10/30/2013 1,450,000.00	1,442,811.50 0.00 0.00 1,442,811.50	1,073.71 0.00 1,369.23 295.52	0.00 0.00 0.00 295.52	0.00 0.00 0.00 295.52
94974BFE5	Wells Fargo Corp Note 1.5% Due 07/01/2015	06/05/2014 06/10/2014 1,050,000.00	1,062,127.50 0.00 0.00 1,062,127.50	2,625.00 0.00 3,937.50 1,312.50	0.00 0.00 0.00 1,312.50	0.00 0.00 0.00 1,312.50
			44,423,174.36	65,601.33	0.00	
			0.00	12,500.00	0.00	
			0.00	86,914.40	0.00	0.00
TOTAL Fixed Income		48,675,000.00	44,423,174.36	33,813.07	33,813.07	33,813.07

Cash & Equivalent

90BASIS\$00	Bank of America Money Market Fund	Various Various 1,519,608.35	748,960.52 770,647.83 0.00 1,519,608.35	0.00 0.00 0.00 0.00	0.00 0.00 0.00 0.00	0.00 0.00 0.00 0.00
90COCM\$00	Summary of Cash Held in Trust *See Details (Attached)	Various Various 9,421,014.48	6,437,239.20 2,983,775.28 0.00 9,421,014.48	0.00 0.00 0.00 0.00	0.00 0.00 0.00 0.00	0.00 0.00 0.00 0.00
94975H312	Wells Fargo Advantage Treasury Plus MMF	Various Various 501,111.01	488,607.11 12,503.90 0.00 501,111.01	0.00 3.90 0.00 3.90	0.00 0.00 0.00 3.90	0.00 0.00 0.00 3.90
			7,674,806.83	0.00	0.00	
			3,766,927.01	3.90	0.00	
			0.00	0.00	0.00	0.00
TOTAL Cash & Equivalent		11,441,733.84	11,441,733.84	3.90	3.90	3.90



Income Earned

8/31/14 Thru 9/30/14

CUSIP	Security Description	Trade Date Settle Date Units	Book Value: Begin Book Value: Acq Book Value: Disp Book Value: End	Prior Accrued Inc. Received Ending Accrued Total Interest	Accr. Of Discount Amort. Of Premium Net Accret/Amort Income Earned	Unreal G/L Total Income
Local Agency Investment Fund						
90LAIF\$00	Local Agency Investment Fund State Pool		31,900,792.49	15,772.05	0.00	
		Various	0.00	0.00	0.00	
		Various	4,600,000.00	22,156.92	0.00	0.00
		27,300,792.49	27,300,792.49	6,384.87	6,384.87	6,384.87
			31,900,792.49	15,772.05	0.00	
			0.00	0.00	0.00	
			4,600,000.00	22,156.92	0.00	0.00
TOTAL Local Agency Investment Fund		27,300,792.49	27,300,792.49	6,384.87	6,384.87	6,384.87
<hr/>						
			83,998,773.68	81,373.38	0.00	
			3,766,927.01	12,503.90	0.00	
			4,600,000.00	109,071.32	0.00	0.00
TOTAL PORTFOLIO		87,417,526.33	83,165,700.69	40,201.84	40,201.84	40,201.84



Cash Flow Report

From 09/30/2014

Payment Date	Transaction Type	CUSIP	Quantity	Security Description	Principal Amount	Income	Total Amount
10/15/2014	Dividend	90LAIF\$00	27,300,792.49	Local Agency Investment Fund State Pool	0.00	17,044.78	17,044.78
10/15/2014	Interest	68389XAN5	1,000,000.00	Oracle Corp Note 1.2% Due 10/15/2017	0.00	6,000.00	6,000.00
10/15/2014	Interest	3133ECL93	2,000,000.00	FFCB Callable Note Cont 7/15/13 0.32% Due 10/15/2015	0.00	3,200.00	3,200.00
Oct 2014					0.00	26,244.78	26,244.78
11/14/2014	Interest	3133ECPB4	1,000,000.00	FFCB Note 0.875% Due 5/14/2018	0.00	4,375.00	4,375.00
11/15/2014	Interest	912828VC1	1,450,000.00	US Treasury Note 0.25% Due 5/15/2016	0.00	1,812.50	1,812.50
11/15/2014	Interest	3135G0ES8	2,000,000.00	FNMA Note 1.375% Due 11/15/2016	0.00	13,750.00	13,750.00
11/21/2014	Interest	3135G0WJ8	2,000,000.00	FNMA Note 0.875% Due 5/21/2018	0.00	8,750.00	8,750.00
Nov 2014					0.00	28,687.50	28,687.50
12/06/2014	Interest	3133ECR55	2,000,000.00	FFCB Callable Note Cont 6/6/14 0.54% Due 6/6/2016	0.00	5,400.00	5,400.00
12/26/2014	Interest	313383J44	2,000,000.00	FHLB Callable Note 1X 6/26/15 0.75% Due 6/26/2018	0.00	7,500.00	7,500.00
12/27/2014	Interest	3134G4A57	2,000,000.00	FHLMC Callable Note 1X 6/24/14 1.25% Due 6/27/2018	0.00	12,500.00	12,500.00
12/27/2014	Interest	313383HQ7	3,000,000.00	FHLB Callable Note 1X 6/24/14 1.2% Due 6/27/2018	0.00	18,000.00	18,000.00
Dec 2014					0.00	43,400.00	43,400.00
01/01/2015	Interest	94974BFE5	1,050,000.00	Wells Fargo Corp Note 1.5% Due 7/1/2015	0.00	7,875.00	7,875.00
01/12/2015	Interest	3133ECLB8	2,000,000.00	FFCB Callable Note Cont 7/12/13 0.45% Due 7/12/2016	0.00	4,500.00	4,500.00
01/15/2015	Interest	912828UG3	1,175,000.00	US Treasury Note 0.375% Due 1/15/2016	0.00	2,203.13	2,203.13
01/30/2015	Interest	313381SP1	2,000,000.00	FHLB Callable Note Qtrly 7/30/13 1.05% Due 1/30/2018	0.00	10,500.00	10,500.00
01/30/2015	Interest	313381RE7	2,000,000.00	FHLB Callable Note Qtrly 7/30/13 1% Due 1/30/2018	0.00	10,000.00	10,000.00
01/30/2015	Interest	3135G0TK9	2,000,000.00	FNMA Callable Note Qtrly 7/30/13 1.05% Due 1/30/2018	0.00	10,500.00	10,500.00
01/30/2015	Interest	3136G1AZ2	2,000,000.00	FNMA Callable Note Qtrly 1/30/14 1% Due 1/30/2018	0.00	10,000.00	10,000.00
Jan 2015					0.00	55,578.13	55,578.13



Cash Flow Report

From 09/30/2014

Payment Date	Transaction Type	CUSIP	Quantity	Security Description	Principal Amount	Income	Total Amount
02/14/2015	Interest	3134G34Y3	3,000,000.00	FHLMC Callable Note Qtrly 5/14/13 1% Due 2/14/2018	0.00	15,000.00	15,000.00
02/14/2015	Interest	3135G0UD3	2,000,000.00	FNMA Callable Note Qtrly 2/14/14 1.01% Due 2/14/2018	0.00	10,100.00	10,100.00
02/16/2015	Interest	313380A80	2,000,000.00	FHLB Callable Note Cont 11/16/12 1% Due 8/16/2017	0.00	10,000.00	10,000.00
02/21/2015	Interest	3136G1CJ6	2,000,000.00	FNMA Callable Note Qtrly 2/21/14 0.75% Due 2/21/2018	0.00	7,500.00	7,500.00
02/28/2015	Interest	3135G0NR0	2,000,000.00	FNMA Callable Note Qtrly 8/28/13 1.1% Due 8/28/2017	0.00	11,000.00	11,000.00
Feb 2015					0.00	53,600.00	53,600.00
03/28/2015	Interest	3135G0CM3	2,000,000.00	FNMA Note 1.25% Due 9/28/2016	0.00	12,500.00	12,500.00
Mar 2015					0.00	12,500.00	12,500.00
04/15/2015	Interest	3133ECL93	2,000,000.00	FFCB Callable Note Cont 7/15/13 0.32% Due 10/15/2015	0.00	3,200.00	3,200.00
04/15/2015	Interest	68389XAN5	1,000,000.00	Oracle Corp Note 1.2% Due 10/15/2017	0.00	6,000.00	6,000.00
Apr 2015					0.00	9,200.00	9,200.00
05/14/2015	Interest	3133ECPB4	1,000,000.00	FFCB Note 0.875% Due 5/14/2018	0.00	4,375.00	4,375.00
05/15/2015	Interest	912828VC1	1,450,000.00	US Treasury Note 0.25% Due 5/15/2016	0.00	1,812.50	1,812.50
05/15/2015	Interest	3135G0ES8	2,000,000.00	FNMA Note 1.375% Due 11/15/2016	0.00	13,750.00	13,750.00
05/21/2015	Interest	3135G0WJ8	2,000,000.00	FNMA Note 0.875% Due 5/21/2018	0.00	8,750.00	8,750.00
May 2015					0.00	28,687.50	28,687.50
06/06/2015	Interest	3133ECR55	2,000,000.00	FFCB Callable Note Cont 6/6/14 0.54% Due 6/6/2016	0.00	5,400.00	5,400.00
06/26/2015	Interest	313383J44	2,000,000.00	FHLB Callable Note 1X 6/26/15 0.75% Due 6/26/2018	0.00	7,500.00	7,500.00
06/27/2015	Interest	313383HQ7	3,000,000.00	FHLB Callable Note 1X 6/24/14 1.2% Due 6/27/2018	0.00	18,000.00	18,000.00
06/27/2015	Interest	3134G4A57	2,000,000.00	FHLMC Callable Note 1X 6/24/14 1.25% Due 6/27/2018	0.00	12,500.00	12,500.00
Jun 2015					0.00	43,400.00	43,400.00



Cash Flow Report

From 09/30/2014

Payment Date	Transaction Type	CUSIP	Quantity	Security Description	Principal Amount	Income	Total Amount
07/01/2015	Maturity	94974BFE5	1,050,000.00	Wells Fargo Corp Note 1.5% Due 7/1/2015	1,050,000.00	7,875.00	1,057,875.00
07/12/2015	Interest	3133ECLB8	2,000,000.00	FFCB Callable Note Cont 7/12/13 0.45% Due 7/12/2016	0.00	4,500.00	4,500.00
07/15/2015	Interest	912828UG3	1,175,000.00	US Treasury Note 0.375% Due 1/15/2016	0.00	2,203.13	2,203.13
07/30/2015	Interest	313381SP1	2,000,000.00	FHLB Callable Note Qtrly 7/30/13 1.05% Due 1/30/2018	0.00	10,500.00	10,500.00
07/30/2015	Interest	313381RE7	2,000,000.00	FHLB Callable Note Qtrly 7/30/13 1% Due 1/30/2018	0.00	10,000.00	10,000.00
07/30/2015	Interest	3136G1AZ2	2,000,000.00	FNMA Callable Note Qtrly 1/30/14 1% Due 1/30/2018	0.00	10,000.00	10,000.00
07/30/2015	Interest	3135G0TK9	2,000,000.00	FNMA Callable Note Qtrly 7/30/13 1.05% Due 1/30/2018	0.00	10,500.00	10,500.00
Jul 2015					1,050,000.00	55,578.13	1,105,578.13
08/14/2015	Interest	3135G0UD3	2,000,000.00	FNMA Callable Note Qtrly 2/14/14 1.01% Due 2/14/2018	0.00	10,100.00	10,100.00
08/14/2015	Interest	3134G34Y3	3,000,000.00	FHLMC Callable Note Qtrly 5/14/13 1% Due 2/14/2018	0.00	15,000.00	15,000.00
08/16/2015	Interest	313380A80	2,000,000.00	FHLB Callable Note Cont 11/16/12 1% Due 8/16/2017	0.00	10,000.00	10,000.00
08/21/2015	Interest	3136G1CJ6	2,000,000.00	FNMA Callable Note Qtrly 2/21/14 0.75% Due 2/21/2018	0.00	7,500.00	7,500.00
08/28/2015	Interest	3135G0NR0	2,000,000.00	FNMA Callable Note Qtrly 8/28/13 1.1% Due 8/28/2017	0.00	11,000.00	11,000.00
Aug 2015					0.00	53,600.00	53,600.00
09/28/2015	Interest	3135G0CM3	2,000,000.00	FNMA Note 1.25% Due 9/28/2016	0.00	12,500.00	12,500.00
Sep 2015					0.00	12,500.00	12,500.00
Total					1,050,000.00	422,976.04	1,472,976.04

CITY OF COSTA MESA
SUMMARY OF CASH HELD IN TRUST
AS OF SEPTEMBER 30, 2014

Costa Mesa PFA Refunding Certificates of Participation, 2003 (Public Facilities Project)

Trustee: The Bank of New York Trust Company, N.A.

Fund	Investment Type	Issuer	Maturity Date	Cost	Par	Market Value	Rate
Lease Payment Fund	U.S. Govt. Obligation Fund	Wells Fargo Treasury Plus Money Market	Open	\$ 1,146,887.50	\$ 1,146,887.50	\$ 1,146,887.50	0.010
Reserve Fund	U.S. Govt. Obligation Fund	Wells Fargo Treasury Plus Money Market	Open	1,273,250.35	1,273,250.35	1,273,250.35	0.010
	Ending Balances			<u>\$ 2,420,137.85</u>	<u>2,420,137.85</u>	<u>2,420,137.85</u>	

Costa Mesa PFA Revenue Refunding Bonds Series 2006A

Trustee: U. S. Bank Corporate Trust Services

Fund	Investment Type	Issuer	Maturity Date	Cost	Par	Market Value	Rate
Capital Improvement Fund	Treasury Obligations Fund	First American Funds	Open	\$ 159,857.29	\$ 159,857.29	\$ 159,857.29	-
Local Obligation	Note Secured by Real Estate	City of Costa Mesa	08/01/2021	1,255,000.00	1,255,000.00	1,255,000.00	8.30
Revenue Fund	Treasury Obligations Fund	First American Funds	Open	-	-	-	-
Reserve Fund	Treasury Obligations Fund	First American Funds	Open	224,755.00	224,755.00	224,755.00	-
Expense Fund	Treasury Obligations Fund	First American Funds	Open	4,987.34	4,987.34	4,987.34	-
Surplus Fund	Treasury Obligations Fund	First American Funds	Open	161,880.55	161,880.55	161,880.55	-
	Ending Balances			<u>\$ 1,806,480.18</u>	<u>1,806,480.18</u>	<u>1,806,480.18</u>	

Costa Mesa PFA Certificates of Participation, 2007 (Police Facility Expansion & Renovation Project)

Trustee: The Bank of New York Mellon Trust Company, N.A.

Fund	Investment Type	Issuer	Maturity Date	Cost	Par	Market Value	Rate
Lease Payment Fund	U.S. Govt. Obligation Fund	Wells Fargo Treasury Plus Money Market	Open	\$ 1,829,301.88	\$ 1,829,301.88	\$ 1,829,301.88	-
Reserve Fund	U.S. Govt. Obligation Fund	Wells Fargo Treasury Plus Money Market	Open	2,297,204.39	2,297,204.39	2,297,204.39	-
	Ending Balances			<u>\$ 4,126,506.27</u>	<u>4,126,506.27</u>	<u>4,126,506.27</u>	

City of Costa Mesa Workers Compensation Account

Trustee: Adminsure

Fund	Investment Type	Issuer	Maturity Date	Cost	Par	Market Value	Rate
Workers Compensation	Checking Account	Bank of America	Open	\$ 83,303.68	83,303.68	83,303.68	-
	Ending Balances			<u>\$ 83,303.68</u>	<u>83,303.68</u>	<u>83,303.68</u>	

City of Costa Mesa Bail Account

Trustee: City of Costa Mesa

Fund	Investment Type	Issuer	Maturity Date	Cost	Par	Market Value	Rate
Bail Account	Checking Account	Bank of America	Open	\$ 10.00	10.00	10.00	-
	Ending Balances			<u>\$ 10.00</u>	<u>10.00</u>	<u>10.00</u>	

City of Costa Mesa Joint Powers Employee Benefit Authority

Trustee: City of Costa Mesa

Fund	Investment Type	Issuer	Maturity Date	Cost	Par	Market Value	Rate
Medical Premium Retirement Benefit Plan	Checking Account	Bank of America	Open	\$ 194,938.76	194,938.76	194,938.76	(1)
	Ending Balances			<u>\$ 194,938.76</u>	<u>194,938.76</u>	<u>194,938.76</u>	

City of Costa Mesa HOME Program Fund

Trustee: AmeriNational

Fund	Investment Type	Issuer	Maturity Date	Cost	Par	Market Value	Rate
HOME Program Escrow Account	Checking Account		Open	\$ 49,223.00	49,223.00	49,223.00	(1)
	Ending Balances			<u>\$ 49,223.00</u>	<u>49,223.00</u>	<u>49,223.00</u>	

800 MHz Quarterly Reserve Fund

Trustee: Orange County Investment Pool

Fund	Investment Type	Issuer	Maturity Date	Cost	Par	Market Value	Rate
Reserve Fund	Money Market Fund	Orange County Investment Pool	Open	\$ 8,062.19	8,062.19	8,062.19	(1)
Cost Sharing Infrastructure/Sustainability	Money Market Fund	Orange County Investment Pool	Open	219,330.47	219,330.47	219,330.47	
	Ending Balances			<u>\$ 227,392.66</u>	<u>227,392.66</u>	<u>227,392.66</u>	

CITY OF COSTA MESA
SUMMARY OF CASH HELD IN TRUST
AS OF SEPTEMBER 30, 2014

All American Asphalt

Trustee: Community Bank

Fund	Investment Type	Issuer	Maturity Date	Cost	Par	Market Value	Rate
Escrow Account #0783	Savings Account	Community Bank	Open	171,871.39	171,871.39	171,871.39	(1)
Escrow Account #3776	Savings Account	Community Bank	Open	80,841.27	80,841.27	80,841.27	(1)
	Ending Balances			<u>\$ 252,712.66</u>	<u>252,712.66</u>	<u>252,712.66</u>	

All American Asphalt

Trustee: Bank of Sacramento

Fund	Investment Type	Issuer	Maturity Date	Cost	Par	Market Value	Rate
Escrow Account #180	Savings Account	Bank of Sacramento	Open	139,473.50	139,473.50	139,473.50	(1)
	Ending Balances			<u>\$ 139,473.50</u>	<u>139,473.50</u>	<u>139,473.50</u>	

R J Noble/Street Rehabilitation Project

Trustee: Bank of Sacramento

Fund	Investment Type	Issuer	Maturity Date	Cost	Par	Market Value	Rate
Escrow Account #181	Savings Account	Bank of Sacramento	Open	78,576.43	78,576.43	78,576.43	(1)
	Ending Balances			<u>\$ 78,576.43</u>	<u>78,576.43</u>	<u>78,576.43</u>	

R J Noble Co/Rehabilitation of Arterial Streets

Trustee: Bank of Sacramento

Fund	Investment Type	Issuer	Maturity Date	Cost	Par	Market Value	Rate
Escrow Account #196	Savings Account	Bank of Sacramento	Open	42,259.49	42,259.49	42,259.49	(1)
	Ending Balances			<u>\$ 42,259.49</u>	<u>42,259.49</u>	<u>42,259.49</u>	

GRAND TOTALS

\$ 9,421,014.48 \$ 9,421,014.48 \$ 9,421,014.48

Market Values provided by U.S. Bank Corporate Trust Services, The Bank of New York Mellon Trust Company, N.A., Premier Commercial Bank, Community Bank, Bank of Sacramento, Orange County Investment Pool and Bank of America.

(1) Monthly rates/balances are not available. Balances are as of September 30, 2014