



**CITY OF COSTA MESA
FINANCE DEPARTMENT
INTEROFFICE MEMORANDUM**

TO: HONORABLE CITY COUNCIL
TOM HATCH, CHIEF EXECUTIVE OFFICER

FROM: STEPHEN DUNIVENT, INTERIM FINANCE DIRECTOR

DATE: DECEMBER 23, 2014

SUBJECT: *TREASURER'S REPORT FOR THE MONTH OF NOVEMBER, 2014*

Attached is the Treasurer's Report for the month of November 2014. This performance report lists the various types of securities, institutions from which the securities were purchased, maturity dates and interest rates for all securities held in the City's investment portfolio as of the end of the reporting period. All of the City's investments as of October 31, 2014 are in compliance with the Investment Policy and the California Government Code except as otherwise noted or disclosed herein. All market values provided in this report were obtained from The Bank of New York Mellon, except for the Local Agency Investment Fund (LAIF). Market values for LAIF were provided by the State Treasurer's Office. The market value shown for the City's LAIF investment represents the City's contractual rights to its LAIF account and does not represent the value of the underlying portfolio securities.

SUMMARY

Beginning Book Value	\$76,254,446.48
Deposits/Acquisitions	2,016,491.70
Withdrawals/Dispositions	<u>(3,546,882.87)</u>
Ending Book Value	\$74,724,055.31

As of November 30, 2014, the City has adequate cash reserves necessary to meet its obligations for the next six months.

The following securities were purchased during the month of November 2014:

<u>Type of Investment</u>	<u>Purchase Date</u>	<u>Cost</u>	<u>Coupon Interest Rate</u>	<u>Yield to Maturity</u>	<u>Yield to Call</u>	<u>Maturity Date</u>
U.S. Treasury Note	11/14/2014	\$985,540.02	.625%	.805%	N/A	05/31/2017
GE Capital Note	11/18/2014	\$1,006,420.00	1.600%	1.380%	N/A	11/20/2017

The following security was called during the month of November 2014:

<u>Type of Investment</u>	<u>Call Date</u>	<u>Cost</u>	<u>Coupon Interest Rate</u>
FFCB	11/12/2014	\$2,000,000	0.32%

There were no securities sold or matured during the month of November 2014.

COMPLIANCE REPORTING

The City held two Lehman Brothers Medium-Term Corporate Notes in its investment portfolio. The total amount invested in these two securities stated at cost was \$5,049,700. Lehman Brothers filed for bankruptcy protection status on September 15, 2008 and the debt rating fell from A2 to B3- on that date. The market value loss of \$4,107,075 for the securities was recorded on the City's general ledger in September 2008, and is updated annually. The current estimates for recoveries through the bankruptcy proceedings are unknown.

In April 2011, the City joined the Ad Hoc Group of Lehman Brothers Creditors to help maximize the recovery through bankruptcy proceedings and to protect the City's interest in the Lehman Brother's bankruptcy. The Ad Hoc Group filed a "Creditor's Plan" with the U.S. Bankruptcy Court in Manhattan which would provide a better recovery to creditors of the original Lehman parent company while offering a smaller payout to some creditors of Lehman subsidiaries. On December 6, 2011, the Bankruptcy Court entered an order confirming the Debtors' Chapter 11 Plan. The following table summarizes the distributions received:

Distributions:	
April 14, 2012	\$ 301,889.87
October 1, 2012	192,024.40
April 4, 2013	250,360.80
August 30, 2013	59,207.00
October 3, 2013	289,015.00
April 4, 2014	320,756.26
October 2, 2014	232,982.52
Total	<u>\$1,646,235.85</u>

The Debtors will make distributions of cash available in accordance with the plan semi-annually on March 30 and September 30 of each year.

The City semi-annually estimates the value of Lehman Brothers investment claim held in escrow with Lehman Brothers Holdings, Inc.. This evaluation is primarily based on the cash distributions that have been received to date as well as distributions anticipated in the future. With the most recent distributions on October 2, 2014, the City has received 33 cents of every dollar invested originally in the Lehman Brothers investments. As of November 30, 2014, staff estimated the value of the Lehman Brothers investment claim at \$419,389.

The investment portfolio is in compliance with the City's adopted investment policy and applicable state laws in all other respects during, and as of, the end of the reporting period.

If you have any questions or need additional information, feel free to contact me directly.



STEPHEN DUNIVENT
Interim Finance Director

Attachments: 1 – Pooled Cash and Investments by Fund as of November 30, 2014
2 – General Fund Cash Position over the past five calendar years
3 – Investment Report for the month of November, 2014

ATTACHMENT 1

POOLED CASH AND INVESTMENTS BY FUND
AS OF NOVEMBER 30, 2014

FUND NO	FUND NAME	AMOUNT
101	General Fund	\$ 19,136,155.92 *
201	Special Gas Tax Fund	8,051,763.81
202	Prop. 172 - Public Safety Fund	62,479.61
203	Air Quality Improvement Fund (AB 2766)	262,994.87
205	HUD -HOME Program-HOME Investment Partnership Act	6,473.60
207	HUD -Community Development Block Grant Program Fund	(683,003.75)
208	Park Development Fees Fund	2,555,733.02
209	Drainage Fees Fund	1,199,981.58
213	Supplemental Law Enforcement Services Fund (SLESF)	(45,335.47)
214	Traffic Impact Fees Fund	3,414,642.77
216	Rental Rehabilitation Program Fund	17,123.03
217	Narcotics Forfeiture Fund	2,535,632.11
218	Fire System Development Fees Fund	747,336.00
219	Local Law Enforcement Block	31,306.96
220	Office of Traffic Safety	(6,704.62)
222	Costa Mesa Housing Authority	1,032,487.48
401	Capital Improvements Fund	9,743,746.04
403	Measure "M" Construction Fund	1,648,332.65
409	Vehicle Parking District #1 Fund	12,263.39
410	Vehicle Parking District #2 Fund	22,888.71
413	Golf Course Improvement Fund	219,877.95
414	Measure "M" Turnback Fund	168,715.46
415	Measure "M" 2 Construction Fund	(830,630.49)
416	Measure "M" 2 Fairshare Fund	5,855,058.44
601	Equipment Maintenance and Replacement Fund	5,545,653.95
602	Self-Insurance Fund - Liab/W.C./Unemployment	4,466,418.12
603	IT Replacement Fund	33,344.25
701	Deposits	1,995,168.23
705	Costa Mesa Community Foundation	82,932.23
755	Police Retirement - 1% Supplemental	733,463.26
	Total Pooled Cash & Investments	<u>\$ 68,016,299.11 **</u>

* Council has designated \$14.125 million in General Fund balance for emergency reserves.

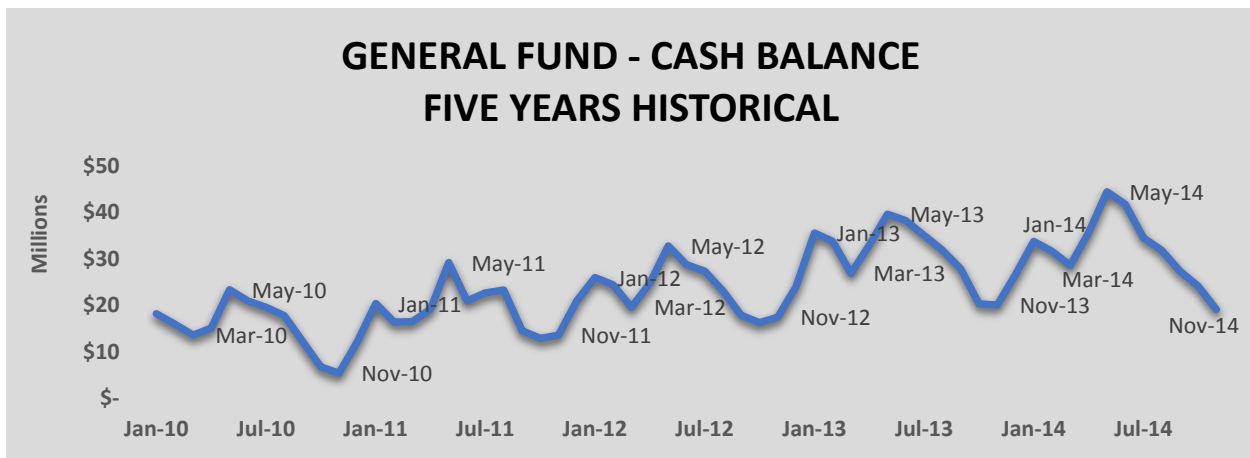
** Reconciliation of Total Pooled Cash & Investments to Portfolio Total End Cost Value:

Total Pooled Cash & Investments	\$ 68,016,299.11
Market Value Adjustment	256,711.73
Cash Held in Trust	6,451,044.47
Portfolio Total End Cost Value (Attachment 3)	<u>\$ 74,724,055.31</u>

GENERAL FUND CASH POSITION

The City’s General Fund receives its most significant revenues, such as sales tax and property tax, several times during the year. However it pays for majority of the City’s operational expenditures throughout the year. The in-flows and out-flows of the General Fund cash are closely monitored by Finance staff. The following is a summary of the General Fund historical ending cash balances over the past five calendar years:

HISTORICAL TREASURER'S REPORT GENERAL FUND CASH BALANCE (IN MILLIONS)					
	CY 2010	CY 2011	CY 2012	CY 2013	CY 2014
January	\$ 18.2	\$ 20.4	\$ 26.0	\$ 35.6	\$ 33.8
February	16.0	16.4	24.4	33.7	31.7
March	13.6	16.5	19.6	27.0	28.6
April	15.1	19.2	24.8	33.0	35.6
May	23.4	29.2	32.8	39.6	44.4
June	21.0	21.0	28.7	38.3	41.8
July	19.6	22.7	27.3	35.0	34.5
August	17.8	23.3	23.1	31.9	31.8
September	12.3	14.6	17.9	27.8	27.3
October	6.8	12.9	16.3	20.3	24.2
November	5.4	13.6	17.5	20.1	19.1
December	12.3	21.0	24.0	26.6	



As indicated in the above graph, the General Fund’s cash balance typically peaks at May of each year and dips to the lowest point around October and November. Overall, the General Fund’s cash balance has been steadily increased comparing to the same time period in prior years. All other activities appears reasonable and consistent with staff’s expectations.

Monthly Account Statement

City of Costa Mesa Consolidated

November 1, 2014 through November 30, 2014

Chandler Team

For questions about your account,
please call (800) 317-4747 or
Email operations@chandlerasset.com

Custodian

Bank of New York Mellon
Christy Sheppard

Information contained herein is confidential. We urge you to compare this statement to the one you receive from your qualified custodian. Prices are provided by IDC, an independent pricing source.



PORTFOLIO CHARACTERISTICS

Average Duration	1.23
Average Coupon	0.61 %
Average Purchase YTM	0.62 %
Average Market YTM	0.63 %
Average S&P/Moody Rating	AA+/Aaa
Average Final Maturity	1.61 yrs
Average Life	1.41 yrs

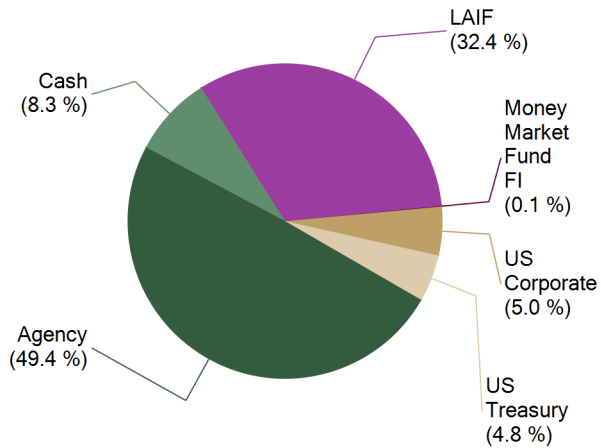
ACCOUNT SUMMARY

	Beg. Values as of 10/31/14	End Values as of 11/30/14
Market Value	76,281,595	74,836,990
Accrued Interest	117,501	127,349
Total Market Value	76,399,096	74,964,338
Income Earned	37,253	39,379
Cont/WD		
Par	80,739,255	79,206,903
Book Value	76,254,446	74,724,055
Cost Value	76,254,446	74,724,055

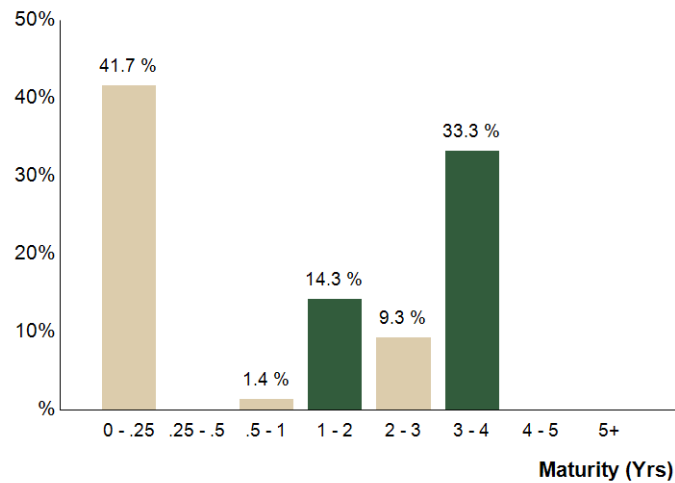
TOP ISSUERS

Issuer	% Portfolio
Local Agency Investment Fund	32.4 %
Federal National Mortgage Assoc	21.4 %
Federal Home Loan Bank	14.7 %
Bank Cash Account	8.6 %
Federal Home Loan Mortgage Corp	6.7 %
Federal Farm Credit Bank	6.7 %
Government of United States	4.8 %
Wells Fargo Corp	1.4 %
	96.7 %

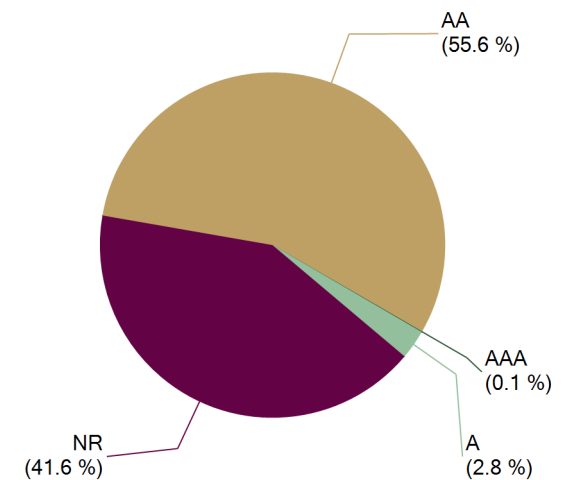
SECTOR ALLOCATION



MATURITY DISTRIBUTION



CREDIT QUALITY (S&P)





COMPLIANCE WITH INVESTMENT POLICY

This portfolio is a consolidation of assets managed by Chandler Asset Management and assets managed internally by Client. Chandler relies on Client to provide accurate information for reporting assets and producing this compliance statement.

Category	Standard	Comment
Treasury Issues	No limitations	Complies
Federal Agencies	No limitations	Complies
Municipal Securities	"A" or higher by at least one NRSRO; 5% max issuer; 5 years max maturity	Complies
Banker's Acceptances	"A-1" or higher short term rating by at least one NRSRO; "A" or higher by at least one NRSRO if long term debt issued; 40% maximum; 5% max per issuer; 180 days max maturity	Complies
Certificates of Deposit/Bank and Time Deposits	"A" or higher by at least one NRSRO; "A-1" or higher short term rating by at least one NRSRO; 20% maximum; 5 years max maturity; FDIC Insurance and/or Collateralization	Complies
Negotiable Certificates of Deposit	"A" or higher by at least one NRSRO if long term debt; "A-1" or higher short term rating by at least one NRSRO; 30% maximum; 5% max issuer; 5 years max maturity	Complies
Repurchase Agreements	>102% collateralization; 30% maximum; 1 year max maturity	Complies
Commercial Paper	"A-1" rated or equivalent by at least one NRSRO; "A" or higher by at least one NRSRO if long term debt issued; 25% maximum; 5% max per issuer; 270 days maximum maturity	Complies
Medium Term Notes	"A" or better by at least one NRSRO; 30% maximum; 5% max per issuer; 5 years max maturity	Complied at time of purchase*
Asset-Backed, Mortgage-Backed Securities, CMOs	"AA" or better by one NRSRO; "A" or higher rating for the issuer's debt by one NRSRO; 20% maximum; 5 years max maturity	Complies
Money Market Mutual Funds	"AAA" rating by not less than two NRSROs or SEC registered; 20% maximum; Min \$500 million under management	Complies
LAIF	\$50 million limit	Complies
County Pool	Not used by investment adviser	Complies
Maximum Maturity	5 years (Any investment extending 5 years requires prior City Council approval); 20% of the portfolio must mature within one year	Complies

*Lehman Brothers (LEH) filed for bankruptcy on September 15, 2008. The city owns \$5M par of LEH.



Holdings Report

As of 11/30/14

CUSIP	Security Description	Par Value/Units	Purchase Date Book Yield	Cost Value Book Value	Mkt Price Mkt YTM	Market Value Accrued Int.	% of Port. Gain/Loss	Moody/S&P Fitch	Maturity Duration
AGENCY									
3133ECR55	FFCB Callable Note Cont 6/6/14 0.54% Due 6/6/2016	2,000,000.00	05/31/2013 0.58 %	1,997,500.00 1,997,500.00	99.78 0.69 %	1,995,580.00 5,250.00	2.67 % (1,920.00)	Aaa / AA+ AAA	1.52 0.85
3133ECLB8	FFCB Callable Note Cont 7/12/13 0.45% Due 7/12/2016	2,000,000.00	04/29/2013 0.46 %	1,999,500.00 1,999,500.00	99.81 0.57 %	1,996,100.00 3,475.00	2.67 % (3,400.00)	Aaa / AA+ AAA	1.62 1.01
3135G0CM3	FNMA Note 1.25% Due 9/28/2016	2,000,000.00	05/17/2013 0.49 %	2,050,520.00 2,050,520.00	101.41 0.47 %	2,028,298.00 4,375.00	2.71 % (22,222.00)	Aaa / AA+ AAA	1.83 1.81
3135G0ES8	FNMA Note 1.375% Due 11/15/2016	2,000,000.00	05/17/2013 0.52 %	2,058,980.00 2,058,980.00	101.55 0.58 %	2,031,096.00 1,222.22	2.71 % (27,884.00)	Aaa / AA+ AAA	1.96 1.93
313380A80	FHLB Callable Note Cont 11/16/12 1% Due 8/16/2017	2,000,000.00	07/19/2012 1.00 %	2,000,000.00 2,000,000.00	100.01 1.00 %	2,000,100.00 5,833.33	2.68 % 100.00	Aaa / AA+ AAA	2.71 1.27
3135G0NR0	FNMA Callable Note Qtrly 8/28/13 1.1% Due 8/28/2017	2,000,000.00	08/09/2012 1.10 %	2,000,000.00 2,000,000.00	100.12 0.61 %	2,002,420.00 5,683.33	2.68 % 2,420.00	Aaa / AA+ AAA	2.75 1.31
3136G1AZ2	FNMA Callable Note Qtrly 1/30/14 1% Due 1/30/2018	2,000,000.00	01/04/2013 1.00 %	2,000,000.00 2,000,000.00	99.30 1.23 %	1,986,020.00 6,722.22	2.66 % (13,980.00)	Aaa / AA+ AAA	3.17 2.33
313381SP1	FHLB Callable Note Qtrly 7/30/13 1.05% Due 1/30/2018	2,000,000.00	01/04/2013 1.05 %	2,000,000.00 2,000,000.00	99.45 1.23 %	1,989,060.00 7,058.33	2.66 % (10,940.00)	Aaa / AA+ AAA	3.17 2.22
3135G0TK9	FNMA Callable Note Qtrly 7/30/13 1.05% Due 1/30/2018	2,000,000.00	01/14/2013 1.05 %	2,000,000.00 2,000,000.00	99.60 1.18 %	1,991,940.00 7,058.33	2.67 % (8,060.00)	Aaa / AA+ AAA	3.17 2.13
313381RE7	FHLB Callable Note Qtrly 7/30/13 1% Due 1/30/2018	2,000,000.00	01/14/2013 1.00 %	2,000,000.00 2,000,000.00	99.42 1.19 %	1,988,440.00 6,722.22	2.66 % (11,560.00)	Aaa / AA+ AAA	3.17 2.39
3135G0UD3	FNMA Callable Note Qtrly 2/14/14 1.01% Due 2/14/2018	2,000,000.00	01/24/2013 1.01 %	2,000,000.00 2,000,000.00	99.55 1.15 %	1,990,980.00 6,003.89	2.66 % (9,020.00)	Aaa / AA+ AAA	3.21 2.38
3134G34Y3	FHLMC Callable Note Qtrly 5/14/13 1% Due 2/14/2018	3,000,000.00	01/24/2013 1.01 %	2,998,500.00 2,998,500.00	99.38 1.20 %	2,981,490.00 8,916.67	3.99 % (17,010.00)	Aaa / AA+ AAA	3.21 2.25
3136G1CJ6	FNMA Callable Note Qtrly 2/21/14 0.75% Due 2/21/2018	2,000,000.00	01/24/2013 1.09 %	2,000,000.00 2,000,000.00	99.12 1.48 %	1,982,340.00 4,166.67	2.65 % (17,660.00)	Aaa / AA+ AAA	3.23 1.66
3133ECPB4	FFCB Note 0.875% Due 5/14/2018	1,000,000.00	05/17/2013 0.92 %	997,810.00 997,810.00	99.59 0.99 %	995,938.00 413.19	1.33 % (1,872.00)	Aaa / AA+ AAA	3.45 3.39
3135G0WJ8	FNMA Note 0.875% Due 5/21/2018	2,000,000.00	05/17/2013 0.94 %	1,993,660.00 1,993,660.00	99.02 1.16 %	1,980,498.00 486.11	2.64 % (13,162.00)	Aaa / AA+ AAA	3.47 3.41
313383J44	FHLB Callable Note 1X 6/26/15 0.75% Due 6/26/2018	2,000,000.00	05/30/2013 1.34 %	2,000,000.00 2,000,000.00	100.13 0.52 %	2,002,620.00 6,458.33	2.68 % 2,620.00	Aaa / AA+ AAA	3.57 1.47
313383HQ7	FHLB Callable Note 1X 6/24/14 1.2% Due 6/27/2018	3,000,000.00	05/30/2013 1.20 %	3,000,000.00 3,000,000.00	100.06 1.18 %	3,001,773.00 15,400.00	4.02 % 1,773.00	Aaa / AA+ AAA	3.58 3.47
3134G4A57	FHLMC Callable Note 1X 6/24/14 1.25% Due 6/27/2018	2,000,000.00	05/31/2013 1.25 %	2,000,000.00 2,000,000.00	99.92 1.27 %	1,998,434.00 10,694.44	2.68 % (1,566.00)	Aaa / AA+ AAA	3.58 3.47
Total Agency		37,000,000.00	0.95 %	37,096,470.00	0.99 %	36,943,127.00 105,939.28	49.42 % (153,343.00)	Aaa / AA+ Aaa	2.92 2.16



Holdings Report

As of 11/30/14

CUSIP	Security Description	Par Value/Units	Purchase Date Book Yield	Cost Value Book Value	Mkt Price Mkt YTM	Market Value Accrued Int.	% of Port. Gain/Loss	Moody/S&P Fitch	Maturity Duration
CASH									
90COCM\$00	Summary of Cash Held in Trust *See Details (Attached)	6,451,044.47	Various 0.00 %	6,451,044.47 6,451,044.47	1.00 0.00 %	6,451,044.47 0.00	8.61 % 0.00	NR / NR NR	0.00 0.00
90BASIS\$01	Bank of America Checking Account	-217,125.01	11/30/2014 0.00 %	(217,125.01) (217,125.01)	1.00 0.00 %	(217,125.01) 0.00	-0.29 % (434,250.02)	NR / NR NR	0.00 0.00
Total Cash		6,233,919.46	N/A	6,233,919.46	0.00 %	6,233,919.46 0.00	8.32 % (434,250.02)	NR / NR NR	0.00 0.00
LAIF									
90LAIF\$00	Local Agency Investment Fund State Pool	24,270,412.33	Various 0.26 %	24,270,412.33 24,270,412.33	1.00 0.26 %	24,270,412.33 10,983.15	32.39 % 0.00	NR / NR NR	0.00 0.00
Total LAIF		24,270,412.33	0.26 %	24,270,412.33	0.26 %	24,270,412.33 10,983.15	32.39 % 0.00	NR / NR NR	0.00 0.00
MONEY MARKET FUND FI									
94975H312	Wells Fargo Advantage Treasury Plus MMF	42,571.66	Various 0.01 %	42,571.66 42,571.66	1.00 0.01 %	42,571.66 0.00	0.06 % 0.00	Aaa / AAA AAA	0.00 0.00
Total Money Market Fund FI		42,571.66	0.01 %	42,571.66	0.01 %	42,571.66 0.00	0.06 % 0.00	Aaa / AAA Aaa	0.00 0.00
US CORPORATE									
525ESCIB7	Lehman Brothers Note-Defaulted Due 1/24/2015	2,500,000.00	04/17/2012 0.00 %	213,447.95 213,447.95	13.38 0.00 %	334,375.00 0.00	0.45 % 120,927.05	NR / NR NR	0.15 0.00
525ESC2W8	Lehman Brothers ESCROW CUSIP - Defaulted Due 2/6/2015	2,500,000.00	04/17/2012 0.00 %	205,941.93 205,941.93	13.38 0.00 %	334,375.00 0.00	0.45 % 128,433.07	NR / NR NR	0.19 0.00
94974BFE5	Wells Fargo Corp Note 1.5% Due 7/1/2015	1,050,000.00	06/05/2014 0.41 %	1,062,127.50 1,062,127.50	100.73 0.25 %	1,057,676.55 6,562.50	1.42 % (4,450.95)	A2 / A+ AA-	0.58 0.58
68389XAN5	Oracle Corp Note 1.2% Due 10/15/2017	1,000,000.00	10/30/2013 1.40 %	992,140.00 992,140.00	100.05 1.18 %	1,000,494.00 1,533.33	1.34 % 8,354.00	A1 / A+ A+	2.88 2.81
36962G6K5	General Electric Capital Corp Note 1.6% Due 11/20/2017	1,000,000.00	11/13/2014 1.38 %	1,006,420.00 1,006,420.00	101.01 1.25 %	1,010,084.00 488.89	1.35 % 3,664.00	A1 / AA+ NR	2.98 2.90
Total US Corporate		8,050,000.00	0.92 %	3,480,077.38 3,480,077.38	0.73 %	3,737,004.55 8,584.72	5.00 % 256,927.17	A1 / AA- AA-	1.77 1.70
US TREASURY									
912828UG3	US Treasury Note 0.375% Due 1/15/2016	1,175,000.00	06/05/2014 0.26 %	1,177,252.96 1,177,252.96	100.22 0.18 %	1,177,570.90 1,664.32	1.57 % 317.94	Aaa / AA+ AAA	1.13 1.12
912828VC1	US Treasury Note 0.25% Due 5/15/2016	1,450,000.00	10/29/2013 0.45 %	1,442,811.50 1,442,811.50	100.00 0.25 %	1,450,000.00 160.22	1.93 % 7,188.50	Aaa / AA+ AAA	1.46 1.45



Holdings Report

As of 11/30/14

CUSIP	Security Description	Par Value/Units	Purchase Date Book Yield	Cost Value Book Value	Mkt Price Mkt YTM	Market Value Accrued Int.	% of Port. Gain/Loss	Moody/S&P Fitch	Maturity Duration
US TREASURY									
912828SY7	US Treasury Note 0.625% Due 5/31/2017	985,000.00	11/13/2014 0.81 %	980,540.02 980,540.02	99.73 0.73 %	982,383.84 16.91	1.31 % 1,843.82	Aaa / AA+ AAA	2.50 2.48
Total US Treasury		3,610,000.00	0.48 %	3,600,604.48	0.36 %	3,609,954.74 1,841.45	4.82 % 9,350.26	Aaa / AA+ Aaa	1.63 1.62
TOTAL PORTFOLIO		79,206,903.45	0.62 %	74,724,055.31	0.63 %	74,836,989.74 127,348.60	100.00 % (321,315.59)	Aaa / AA+ Aaa	1.61 1.23
TOTAL MARKET VALUE PLUS ACCRUED						74,964,338.34			



Transaction Ledger

10/31/14 Thru 11/30/14

Transaction Type	Settlement Date	CUSIP	Quantity	Security Description	Price	Acq/Disp Yield	Amount	Interest Pur/Sold	Total Amount	Gain/Loss
ACQUISITIONS										
Purchase	11/04/2014	94975H312	6.16	Wells Fargo Advantage Treasury Plus MMF	1.000	0.01 %	6.16	0.00	6.16	0.00
Purchase	11/12/2014	94975H312	2,000,480.00	Wells Fargo Advantage Treasury Plus MMF	1.000	0.01 %	2,000,480.00	0.00	2,000,480.00	0.00
Purchase	11/14/2014	912828SY7	985,000.00	US Treasury Note 0.625% Due 5/31/2017	99.547	0.81 %	980,540.02	2,809.00	983,349.02	0.00
Purchase	11/14/2014	94975H312	4,375.00	Wells Fargo Advantage Treasury Plus MMF	1.000	0.01 %	4,375.00	0.00	4,375.00	0.00
Purchase	11/15/2014	94975H312	15,562.50	Wells Fargo Advantage Treasury Plus MMF	1.000	0.01 %	15,562.50	0.00	15,562.50	0.00
Purchase	11/18/2014	36962G6K5	1,000,000.00	General Electric Capital Corp Note 1.6% Due 11/20/2017	100.642	1.38 %	1,006,420.00	7,911.11	1,014,331.11	0.00
Purchase	11/20/2014	94975H312	8,000.00	Wells Fargo Advantage Treasury Plus MMF	1.000	0.01 %	8,000.00	0.00	8,000.00	0.00
Purchase	11/21/2014	94975H312	8,750.00	Wells Fargo Advantage Treasury Plus MMF	1.000	0.01 %	8,750.00	0.00	8,750.00	0.00
Purchase	11/30/2014	94975H312	3,078.13	Wells Fargo Advantage Treasury Plus MMF	1.000	0.01 %	3,078.13	0.00	3,078.13	0.00
	Subtotal		4,025,251.79				4,027,211.81	10,720.11	4,037,931.92	0.00
Security Contribution	11/30/2014	90LAIF\$00	750,000.00	Local Agency Investment Fund State Pool	1.000		750,000.00	0.00	750,000.00	0.00
	Subtotal		750,000.00				750,000.00	0.00	750,000.00	0.00
Short Sale	11/30/2014	90BASIS\$01	-217,125.01	Bank of America Checking Account	1.000		-217,125.01	0.00	-217,125.01	0.00
	Subtotal		-217,125.01				-217,125.01	0.00	-217,125.01	0.00
TOTAL ACQUISITIONS			4,558,126.78				4,560,086.80	10,720.11	4,570,806.91	0.00
DISPOSITIONS										
Sale	11/14/2014	94975H312	983,349.02	Wells Fargo Advantage Treasury Plus MMF	1.000	0.01 %	983,349.02	0.00	983,349.02	0.00
Sale	11/18/2014	94975H312	1,014,331.11	Wells Fargo Advantage Treasury Plus MMF	1.000	0.01 %	1,014,331.11	0.00	1,014,331.11	0.00
	Subtotal		1,997,680.13				1,997,680.13	0.00	1,997,680.13	0.00
Call	11/12/2014	3133ECL93	2,000,000.00	FFCB Callable Note Cont 7/15/13 0.32% Due 10/15/2015	100.000	0.32 %	2,000,000.00	480.00	2,000,480.00	0.00
	Subtotal		2,000,000.00				2,000,000.00	480.00	2,000,480.00	0.00
Security Withdrawal	11/04/2014	94975H312	553,738.78	Wells Fargo Advantage Treasury Plus MMF	1.000		553,738.78	0.00	553,738.78	0.00
Security Withdrawal	11/04/2014	94975H312	189,558.71	Wells Fargo Advantage Treasury Plus MMF	1.000		189,558.71	0.00	189,558.71	0.00



Transaction Ledger

10/31/14 Thru 11/30/14

Transaction Type	Settlement Date	CUSIP	Quantity	Security Description	Price	Acq/Disp Yield	Amount	Interest Pur/Sold	Total Amount	Gain/Loss
DISPOSITIONS										
Security Withdrawal	11/30/2014	90BASIS01	1,349,295.55	Bank of America Checking Account	1.000		1,349,295.55	0.00	1,349,295.55	0.00
Security Withdrawal	11/30/2014	90COCM\$00	204.80	Summary of Cash Held in Trust *See Details (Attached)	1.000		204.80	0.00	204.80	0.00
	Subtotal		2,092,797.84				2,092,797.84	0.00	2,092,797.84	0.00
TOTAL DISPOSITIONS			6,090,477.97				6,090,477.97	480.00	6,090,957.97	0.00
OTHER TRANSACTIONS										
Interest	11/14/2014	3133ECPB4	1,000,000.00	FFCB Note 0.875% Due 5/14/2018	0.000		4,375.00	0.00	4,375.00	0.00
Interest	11/15/2014	3135G0ES8	2,000,000.00	FNMA Note 1.375% Due 11/15/2016	0.000		13,750.00	0.00	13,750.00	0.00
Interest	11/15/2014	912828VC1	1,450,000.00	US Treasury Note 0.25% Due 5/15/2016	0.000		1,812.50	0.00	1,812.50	0.00
Interest	11/20/2014	36962G6K5	1,000,000.00	General Electric Capital Corp Note 1.6% Due 11/20/2017	0.000		8,000.00	0.00	8,000.00	0.00
Interest	11/21/2014	3135G0WJ8	2,000,000.00	FNMA Note 0.875% Due 5/21/2018	0.000		8,750.00	0.00	8,750.00	0.00
Interest	11/30/2014	912828SY7	985,000.00	US Treasury Note 0.625% Due 5/31/2017	0.000		3,078.13	0.00	3,078.13	0.00
	Subtotal		8,435,000.00				39,765.63	0.00	39,765.63	0.00
Dividend	11/04/2014	94975H312	189,558.71	Wells Fargo Advantage Treasury Plus MMF	0.000		6.16	0.00	6.16	0.00
	Subtotal		189,558.71				6.16	0.00	6.16	0.00
TOTAL OTHER TRANSACTIONS			8,624,558.71				39,771.79	0.00	39,771.79	0.00



CUSIP	Security Description	Trade Date Settle Date Units	Book Value: Begin Book Value: Acq Book Value: Disp Book Value: End	Prior Accrued Inc. Received Ending Accrued Total Interest	Accr. Of Discount Amort. Of Premium Net Accret/Amort Income Earned	Unreal G/L Total Income
Fixed Income						
313380A80	FHLB Callable Note Cont 11/16/12 1% Due 08/16/2017	07/19/2012 08/16/2012 2,000,000.00	2,000,000.00 0.00 0.00 2,000,000.00	4,166.67 0.00 5,833.33 1,666.66	0.00 0.00 0.00 1,666.66	0.00 0.00 0.00 1,666.66
313381RE7	FHLB Callable Note Qtrly 7/30/13 1% Due 01/30/2018	01/14/2013 01/30/2013 2,000,000.00	2,000,000.00 0.00 0.00 2,000,000.00	5,055.56 0.00 6,722.22 1,666.66	0.00 0.00 0.00 1,666.66	0.00 0.00 0.00 1,666.66
313381SP1	FHLB Callable Note Qtrly 7/30/13 1.05% Due 01/30/2018	01/04/2013 01/30/2013 2,000,000.00	2,000,000.00 0.00 0.00 2,000,000.00	5,308.33 0.00 7,058.33 1,750.00	0.00 0.00 0.00 1,750.00	0.00 0.00 0.00 1,750.00
313383HQ7	FHLB Callable Note 1X 6/24/14 1.2% Due 06/27/2018	05/30/2013 06/27/2013 3,000,000.00	3,000,000.00 0.00 0.00 3,000,000.00	12,400.00 0.00 15,400.00 3,000.00	0.00 0.00 0.00 3,000.00	0.00 0.00 0.00 3,000.00
313383J44	FHLB Callable Note 1X 6/26/15 0.75% Due 06/26/2018	05/30/2013 06/26/2013 2,000,000.00	2,000,000.00 0.00 0.00 2,000,000.00	5,208.33 0.00 6,458.33 1,250.00	0.00 0.00 0.00 1,250.00	0.00 0.00 0.00 1,250.00
3133ECL93	FFCB Callable Note Cont 7/15/13 Due 10/15/2015	08/08/2013 08/08/2013 0.00	2,000,000.00 0.00 2,000,000.00 0.00	284.44 480.00 0.00 195.56	0.00 0.00 0.00 195.56	0.00 0.00 0.00 195.56
3133ECLB8	FFCB Callable Note Cont 7/12/13 0.45% Due 07/12/2016	04/29/2013 04/30/2013 2,000,000.00	1,999,500.00 0.00 0.00 1,999,500.00	2,725.00 0.00 3,475.00 750.00	0.00 0.00 0.00 750.00	0.00 0.00 0.00 750.00
3133ECPB4	FFCB Note 0.875% Due 05/14/2018	05/17/2013 05/21/2013 1,000,000.00	997,810.00 0.00 0.00 997,810.00	4,059.03 4,375.00 413.19 729.16	0.00 0.00 0.00 729.16	0.00 0.00 0.00 729.16
3133ECR55	FFCB Callable Note Cont 6/6/14 0.54% Due 06/06/2016	05/31/2013 06/06/2013 2,000,000.00	1,997,500.00 0.00 0.00 1,997,500.00	4,350.00 0.00 5,250.00 900.00	0.00 0.00 0.00 900.00	0.00 0.00 0.00 900.00
3134G34Y3	FHLMC Callable Note Qtrly 5/14/13 1% Due 02/14/2018	01/24/2013 02/14/2013 3,000,000.00	2,998,500.00 0.00 0.00 2,998,500.00	6,416.67 0.00 8,916.67 2,500.00	0.00 0.00 0.00 2,500.00	0.00 0.00 0.00 2,500.00



CUSIP	Security Description	Trade Date Settle Date Units	Book Value: Begin Book Value: Acq Book Value: Disp Book Value: End	Prior Accrued Inc. Received Ending Accrued Total Interest	Accr. Of Discount Amort. Of Premium Net Accret/Amort Income Earned	Unreal G/L Total Income
3134G4A57	FHLMC Callable Note 1X 6/24/14 1.25% Due 06/27/2018	05/31/2013 06/27/2013 2,000,000.00	2,000,000.00 0.00 0.00 2,000,000.00	8,611.11 0.00 10,694.44 2,083.33	0.00 0.00 0.00 2,083.33	0.00 0.00 0.00 2,083.33
3135G0CM3	FNMA Note 1.25% Due 09/28/2016	05/17/2013 05/20/2013 2,000,000.00	2,050,520.00 0.00 0.00 2,050,520.00	2,291.67 0.00 4,375.00 2,083.33	0.00 0.00 0.00 2,083.33	0.00 0.00 0.00 2,083.33
3135G0ES8	FNMA Note 1.375% Due 11/15/2016	05/17/2013 05/20/2013 2,000,000.00	2,058,980.00 0.00 0.00 2,058,980.00	12,680.56 13,750.00 1,222.22 2,291.66	0.00 0.00 0.00 2,291.66	0.00 0.00 0.00 2,291.66
3135G0NR0	FNMA Callable Note Qtrly 8/28/13 1.1% Due 08/28/2017	08/09/2012 08/28/2012 2,000,000.00	2,000,000.00 0.00 0.00 2,000,000.00	3,850.00 0.00 5,683.33 1,833.33	0.00 0.00 0.00 1,833.33	0.00 0.00 0.00 1,833.33
3135G0TK9	FNMA Callable Note Qtrly 7/30/13 1.05% Due 01/30/2018	01/14/2013 01/30/2013 2,000,000.00	2,000,000.00 0.00 0.00 2,000,000.00	5,308.33 0.00 7,058.33 1,750.00	0.00 0.00 0.00 1,750.00	0.00 0.00 0.00 1,750.00
3135G0UD3	FNMA Callable Note Qtrly 2/14/14 1.01% Due 02/14/2018	01/24/2013 02/14/2013 2,000,000.00	2,000,000.00 0.00 0.00 2,000,000.00	4,320.56 0.00 6,003.89 1,683.33	0.00 0.00 0.00 1,683.33	0.00 0.00 0.00 1,683.33
3135G0WJ8	FNMA Note 0.875% Due 05/21/2018	05/17/2013 05/21/2013 2,000,000.00	1,993,660.00 0.00 0.00 1,993,660.00	7,777.78 8,750.00 486.11 1,458.33	0.00 0.00 0.00 1,458.33	0.00 0.00 0.00 1,458.33
3136G1AZ2	FNMA Callable Note Qtrly 1/30/14 1% Due 01/30/2018	01/04/2013 01/30/2013 2,000,000.00	2,000,000.00 0.00 0.00 2,000,000.00	5,055.56 0.00 6,722.22 1,666.66	0.00 0.00 0.00 1,666.66	0.00 0.00 0.00 1,666.66
3136G1CJ6	FNMA Callable Note Qtrly 2/21/14 0.75% Due 02/21/2018	01/24/2013 02/21/2013 2,000,000.00	2,000,000.00 0.00 0.00 2,000,000.00	2,916.67 0.00 4,166.67 1,250.00	0.00 0.00 0.00 1,250.00	0.00 0.00 0.00 1,250.00
36962G6K5	General Electric Capital Corp Note 1.6% Due 11/20/2017	11/13/2014 11/18/2014 1,000,000.00	0.00 1,006,420.00 0.00 1,006,420.00	0.00 88.89 488.89 577.78	0.00 0.00 0.00 577.78	0.00 0.00 0.00 577.78
525ESC2W8	Lehman Brothers ESCROW CUSIP - Defaulted Due 02/06/2015	04/17/2012 04/18/2012 2,500,000.00	205,941.93 0.00 0.00 205,941.93	0.00 0.00 0.00 0.00	0.00 0.00 0.00 0.00	0.00 0.00 0.00 0.00



CUSIP	Security Description	Trade Date Settle Date Units	Book Value: Begin Book Value: Acq Book Value: Disp Book Value: End	Prior Accrued Inc. Received Ending Accrued Total Interest	Accr. Of Discount Amort. Of Premium Net Accret/Amort Income Earned	Unreal G/L Total Income
525ESCIB7	Lehman Brothers Note-Defaulted Due 01/24/2015	04/17/2012 04/18/2012 2,500,000.00	213,447.95 0.00 0.00 213,447.95	0.00 0.00 0.00 0.00	0.00 0.00 0.00 0.00	0.00 0.00 0.00 0.00
68389XAN5	Oracle Corp Note 1.2% Due 10/15/2017	10/30/2013 10/31/2013 1,000,000.00	992,140.00 0.00 0.00 992,140.00	533.33 0.00 1,533.33 1,000.00	0.00 0.00 0.00 1,000.00	0.00 0.00 0.00 1,000.00
912828SY7	US Treasury Note 0.625% Due 05/31/2017	11/13/2014 11/14/2014 985,000.00	0.00 980,540.02 0.00 980,540.02	0.00 269.13 16.91 286.04	0.00 0.00 0.00 286.04	0.00 0.00 0.00 286.04
912828UG3	US Treasury Note 0.375% Due 01/15/2016	06/05/2014 06/06/2014 1,175,000.00	1,177,252.96 0.00 0.00 1,177,252.96	1,305.11 0.00 1,664.32 359.21	0.00 0.00 0.00 359.21	0.00 0.00 0.00 359.21
912828VC1	US Treasury Note 0.25% Due 05/15/2016	10/29/2013 10/30/2013 1,450,000.00	1,442,811.50 0.00 0.00 1,442,811.50	1,674.59 1,812.50 160.22 298.13	0.00 0.00 0.00 298.13	0.00 0.00 0.00 298.13
94974BFE5	Wells Fargo Corp Note 1.5% Due 07/01/2015	06/05/2014 06/10/2014 1,050,000.00	1,062,127.50 0.00 0.00 1,062,127.50	5,250.00 0.00 6,562.50 1,312.50	0.00 0.00 0.00 1,312.50	0.00 0.00 0.00 1,312.50
			44,190,191.84	111,549.30	0.00	
			1,986,960.02	29,525.52	0.00	
			2,000,000.00	116,365.45	0.00	0.00
TOTAL Fixed Income		48,660,000.00	44,177,151.86	34,341.67	34,341.67	34,341.67

Cash & Equivalent

90BASIS01	Bank of America Checking Account	Various Various 217,125.01	1,349,295.55 (217,125.01) 1,349,295.55 (217,125.01)	0.00 0.00 0.00 0.00	0.00 0.00 0.00 0.00	0.00 0.00 0.00 0.00
90COCM\$00	Summary of Cash Held in Trust *See Details (Attached)	Various Various 6,451,044.47	6,451,249.27 0.00 204.80 6,451,044.47	0.00 0.00 0.00 0.00	0.00 0.00 0.00 0.00	0.00 0.00 0.00 0.00
94975H312	Wells Fargo Advantage Treasury Plus MMF	Various Various 42,571.66	743,297.49 2,040,251.79 2,740,977.62 42,571.66	0.00 6.16 0.00 6.16	0.00 0.00 0.00 6.16	0.00 0.00 0.00 6.16



CUSIP	Security Description	Trade Date Settle Date Units	Book Value: Begin Book Value: Acq Book Value: Disp Book Value: End	Prior Accrued Inc. Received Ending Accrued Total Interest	Accr. Of Discount Amort. Of Premium Net Accret/Amort Income Earned	Unreal G/L Total Income
			8,543,842.31	0.00	0.00	
			1,823,126.78	6.16	0.00	
			4,090,477.97	0.00	0.00	0.00
TOTAL Cash & Equivalent		6,710,741.14	6,276,491.12	6.16	6.16	6.16
Local Agency Investment Fund						
90LAIF\$00	Local Agency Investment Fund State Pool		23,520,412.33	5,951.53	0.00	
		Various	750,000.00	0.00	0.00	
		Various	0.00	10,983.15	0.00	0.00
		24,270,412.33	24,270,412.33	5,031.62	5,031.62	5,031.62
			23,520,412.33	5,951.53	0.00	
			750,000.00	0.00	0.00	
			0.00	10,983.15	0.00	0.00
TOTAL Local Agency Investment Fund		24,270,412.33	24,270,412.33	5,031.62	5,031.62	5,031.62
			76,254,446.48	117,500.83	0.00	
			4,560,086.80	29,531.68	0.00	
			6,090,477.97	127,348.60	0.00	0.00
TOTAL PORTFOLIO		79,641,153.47	74,724,055.31	39,379.45	39,379.45	39,379.45



Cash Flow Report

From 11/30/2014

Payment Date	Transaction Type	CUSIP	Quantity	Security Description	Principal Amount	Income	Total Amount
12/06/2014	Interest	3133ECR55	2,000,000.00	FFCB Callable Note Cont 6/6/14 0.54% Due 6/6/2016	0.00	5,400.00	5,400.00
12/26/2014	Interest	313383J44	2,000,000.00	FHLB Callable Note 1X 6/26/15 0.75% Due 6/26/2018	0.00	7,500.00	7,500.00
12/27/2014	Interest	3134G4A57	2,000,000.00	FHLMC Callable Note 1X 6/24/14 1.25% Due 6/27/2018	0.00	12,500.00	12,500.00
12/27/2014	Interest	313383HQ7	3,000,000.00	FHLB Callable Note 1X 6/24/14 1.2% Due 6/27/2018	0.00	18,000.00	18,000.00
Dec 2014					0.00	43,400.00	43,400.00
01/01/2015	Interest	94974BFE5	1,050,000.00	Wells Fargo Corp Note 1.5% Due 7/1/2015	0.00	7,875.00	7,875.00
01/12/2015	Interest	3133ECLB8	2,000,000.00	FFCB Callable Note Cont 7/12/13 0.45% Due 7/12/2016	0.00	4,500.00	4,500.00
01/15/2015	Dividend	90LAIF\$00	23,520,412.33	Local Agency Investment Fund State Pool	0.00	10,173.31	10,173.31
01/15/2015	Interest	912828UG3	1,175,000.00	US Treasury Note 0.375% Due 1/15/2016	0.00	2,203.13	2,203.13
01/30/2015	Interest	313381SP1	2,000,000.00	FHLB Callable Note Qtrly 7/30/13 1.05% Due 1/30/2018	0.00	10,500.00	10,500.00
01/30/2015	Interest	313381RE7	2,000,000.00	FHLB Callable Note Qtrly 7/30/13 1% Due 1/30/2018	0.00	10,000.00	10,000.00
01/30/2015	Interest	3135G0TK9	2,000,000.00	FNMA Callable Note Qtrly 7/30/13 1.05% Due 1/30/2018	0.00	10,500.00	10,500.00
01/30/2015	Interest	3136G1AZ2	2,000,000.00	FNMA Callable Note Qtrly 1/30/14 1% Due 1/30/2018	0.00	10,000.00	10,000.00
Jan 2015					0.00	65,751.44	65,751.44
02/14/2015	Interest	3134G34Y3	3,000,000.00	FHLMC Callable Note Qtrly 5/14/13 1% Due 2/14/2018	0.00	15,000.00	15,000.00
02/14/2015	Interest	3135G0UD3	2,000,000.00	FNMA Callable Note Qtrly 2/14/14 1.01% Due 2/14/2018	0.00	10,100.00	10,100.00
02/16/2015	Interest	313380A80	2,000,000.00	FHLB Callable Note Cont 11/16/12 1% Due 8/16/2017	0.00	10,000.00	10,000.00
02/21/2015	Interest	3136G1CJ6	2,000,000.00	FNMA Callable Note Qtrly 2/21/14 0.75% Due 2/21/2018	0.00	7,500.00	7,500.00
02/28/2015	Interest	3135G0NR0	2,000,000.00	FNMA Callable Note Qtrly 8/28/13 1.1% Due 8/28/2017	0.00	11,000.00	11,000.00
Feb 2015					0.00	53,600.00	53,600.00
03/28/2015	Interest	3135G0CM3	2,000,000.00	FNMA Note 1.25% Due 9/28/2016	0.00	12,500.00	12,500.00
Mar 2015					0.00	12,500.00	12,500.00



Cash Flow Report

From 11/30/2014

Payment Date	Transaction Type	CUSIP	Quantity	Security Description	Principal Amount	Income	Total Amount
04/15/2015	Interest	68389XAN5	1,000,000.00	Oracle Corp Note 1.2% Due 10/15/2017	0.00	6,000.00	6,000.00
Apr 2015					0.00	6,000.00	6,000.00
05/14/2015	Interest	3133ECPB4	1,000,000.00	FFCB Note 0.875% Due 5/14/2018	0.00	4,375.00	4,375.00
05/15/2015	Interest	912828VC1	1,450,000.00	US Treasury Note 0.25% Due 5/15/2016	0.00	1,812.50	1,812.50
05/15/2015	Interest	3135G0ES8	2,000,000.00	FNMA Note 1.375% Due 11/15/2016	0.00	13,750.00	13,750.00
05/20/2015	Interest	36962G6K5	1,000,000.00	General Electric Capital Corp Note 1.6% Due 11/20/2017	0.00	8,000.00	8,000.00
05/21/2015	Interest	3135G0WJ8	2,000,000.00	FNMA Note 0.875% Due 5/21/2018	0.00	8,750.00	8,750.00
05/31/2015	Interest	912828SY7	985,000.00	US Treasury Note 0.625% Due 5/31/2017	0.00	3,078.13	3,078.13
May 2015					0.00	39,765.63	39,765.63
06/06/2015	Interest	3133ECR55	2,000,000.00	FFCB Callable Note Cont 6/6/14 0.54% Due 6/6/2016	0.00	5,400.00	5,400.00
06/26/2015	Interest	313383J44	2,000,000.00	FHLB Callable Note 1X 6/26/15 0.75% Due 6/26/2018	0.00	7,500.00	7,500.00
06/27/2015	Interest	313383HQ7	3,000,000.00	FHLB Callable Note 1X 6/24/14 1.2% Due 6/27/2018	0.00	18,000.00	18,000.00
06/27/2015	Interest	3134G4A57	2,000,000.00	FHLMC Callable Note 1X 6/24/14 1.25% Due 6/27/2018	0.00	12,500.00	12,500.00
Jun 2015					0.00	43,400.00	43,400.00
07/01/2015	Maturity	94974BFE5	1,050,000.00	Wells Fargo Corp Note 1.5% Due 7/1/2015	1,050,000.00	7,875.00	1,057,875.00
07/12/2015	Interest	3133ECLB8	2,000,000.00	FFCB Callable Note Cont 7/12/13 0.45% Due 7/12/2016	0.00	4,500.00	4,500.00
07/15/2015	Interest	912828UG3	1,175,000.00	US Treasury Note 0.375% Due 1/15/2016	0.00	2,203.13	2,203.13
07/30/2015	Interest	313381SP1	2,000,000.00	FHLB Callable Note Qtrly 7/30/13 1.05% Due 1/30/2018	0.00	10,500.00	10,500.00
07/30/2015	Interest	313381RE7	2,000,000.00	FHLB Callable Note Qtrly 7/30/13 1% Due 1/30/2018	0.00	10,000.00	10,000.00
07/30/2015	Interest	3136G1AZ2	2,000,000.00	FNMA Callable Note Qtrly 1/30/14 1% Due 1/30/2018	0.00	10,000.00	10,000.00
07/30/2015	Interest	3135G0TK9	2,000,000.00	FNMA Callable Note Qtrly 7/30/13 1.05% Due 1/30/2018	0.00	10,500.00	10,500.00
Jul 2015					1,050,000.00	55,578.13	1,105,578.13



Cash Flow Report

From 11/30/2014

Payment Date	Transaction Type	CUSIP	Quantity	Security Description	Principal Amount	Income	Total Amount
08/14/2015	Interest	3135G0UD3	2,000,000.00	FNMA Callable Note Qtrly 2/14/14 1.01% Due 2/14/2018	0.00	10,100.00	10,100.00
08/14/2015	Interest	3134G34Y3	3,000,000.00	FHLMC Callable Note Qtrly 5/14/13 1% Due 2/14/2018	0.00	15,000.00	15,000.00
08/16/2015	Interest	313380A80	2,000,000.00	FHLB Callable Note Cont 11/16/12 1% Due 8/16/2017	0.00	10,000.00	10,000.00
08/21/2015	Interest	3136G1CJ6	2,000,000.00	FNMA Callable Note Qtrly 2/21/14 0.75% Due 2/21/2018	0.00	7,500.00	7,500.00
08/28/2015	Interest	3135G0NR0	2,000,000.00	FNMA Callable Note Qtrly 8/28/13 1.1% Due 8/28/2017	0.00	11,000.00	11,000.00
Aug 2015					0.00	53,600.00	53,600.00
09/28/2015	Interest	3135G0CM3	2,000,000.00	FNMA Note 1.25% Due 9/28/2016	0.00	12,500.00	12,500.00
Sep 2015					0.00	12,500.00	12,500.00
10/15/2015	Interest	68389XAN5	1,000,000.00	Oracle Corp Note 1.2% Due 10/15/2017	0.00	6,000.00	6,000.00
Oct 2015					0.00	6,000.00	6,000.00
11/14/2015	Interest	3133ECPB4	1,000,000.00	FFCB Note 0.875% Due 5/14/2018	0.00	4,375.00	4,375.00
11/15/2015	Interest	3135G0ES8	2,000,000.00	FNMA Note 1.375% Due 11/15/2016	0.00	13,750.00	13,750.00
11/15/2015	Interest	912828VC1	1,450,000.00	US Treasury Note 0.25% Due 5/15/2016	0.00	1,812.50	1,812.50
11/20/2015	Interest	36962G6K5	1,000,000.00	General Electric Capital Corp Note 1.6% Due 11/20/2017	0.00	8,000.00	8,000.00
11/21/2015	Interest	3135G0WJ8	2,000,000.00	FNMA Note 0.875% Due 5/21/2018	0.00	8,750.00	8,750.00
11/30/2015	Interest	912828SY7	985,000.00	US Treasury Note 0.625% Due 5/31/2017	0.00	3,078.13	3,078.13
Nov 2015					0.00	39,765.63	39,765.63
Total					1,050,000.00	431,860.83	1,481,860.83

CITY OF COSTA MESA
SUMMARY OF CASH HELD IN TRUST
AS OF NOVEMBER 30, 2014

Costa Mesa PFA Refunding Certificates of Participation, 2003 (Public Facilities Project)

Trustee: The Bank of New York Trust Company, N.A.

Fund	Investment Type	Issuer	Maturity Date	Cost	Par	Market Value	Rate
Reserve Fund	U.S. Govt. Obligation Fund	Wells Fargo Treasury Plus Money Market	Open	\$ 1,273,250.35	\$ 1,273,250.35	\$ 1,273,250.35	0.010
	Ending Balances			<u>\$ 1,273,250.35</u>	<u>1,273,250.35</u>	<u>1,273,250.35</u>	

Costa Mesa PFA Revenue Refunding Bonds Series 2006A

Trustee: U. S. Bank Corporate Trust Services

Fund	Investment Type	Issuer	Maturity Date	Cost	Par	Market Value	Rate
Capital Improvement Fund	Treasury Obligations Fund	First American Funds	Open	\$ 159,857.29	\$ 159,857.29	\$ 159,857.29	-
Local Obligation	Note Secured by Real Estate	City of Costa Mesa	08/01/2021	1,255,000.00	1,255,000.00	1,255,000.00	8.30
Reserve Fund	Treasury Obligations Fund	First American Funds	Open	224,755.00	224,755.00	224,755.00	-
Expense Fund	Treasury Obligations Fund	First American Funds	Open	4,987.34	4,987.34	4,987.34	-
Surplus Fund	Treasury Obligations Fund	First American Funds	Open	161,880.55	161,880.55	161,880.55	-
	Ending Balances			<u>\$ 1,806,480.18</u>	<u>1,806,480.18</u>	<u>1,806,480.18</u>	

Costa Mesa PFA Certificates of Participation, 2007 (Police Facility Expansion & Renovation Project)

Trustee: The Bank of New York Mellon Trust Company, N.A.

Fund	Investment Type	Issuer	Maturity Date	Cost	Par	Market Value	Rate
Reserve Fund	U.S. Govt. Obligation Fund	Wells Fargo Treasury Plus Money Market	Open	\$ 2,297,204.39	\$ 2,297,204.39	\$ 2,297,204.39	-
	Ending Balances			<u>\$ 2,297,204.39</u>	<u>2,297,204.39</u>	<u>2,297,204.39</u>	

City of Costa Mesa Workers Compensation Account

Trustee: Adminsure

Fund	Investment Type	Issuer	Maturity Date	Cost	Par	Market Value	Rate
Workers Compensation	Checking Account	Bank of America	Open	\$ 79,234.61	79,234.61	79,234.61	-
	Ending Balances			<u>\$ 79,234.61</u>	<u>79,234.61</u>	<u>79,234.61</u>	

City of Costa Mesa Bail Account

Trustee: City of Costa Mesa

Fund	Investment Type	Issuer	Maturity Date	Cost	Par	Market Value	Rate
Bail Account	Checking Account	Bank of America	Open	\$ 10.00	10.00	10.00	-
	Ending Balances			<u>\$ 10.00</u>	<u>10.00</u>	<u>10.00</u>	

City of Costa Mesa Joint Powers Employee Benefit Authority

Trustee: City of Costa Mesa

Fund	Investment Type	Issuer	Maturity Date	Cost	Par	Market Value	Rate
Medical Premium Retirement Benefit Plan	Checking Account	Bank of America	Open	\$ 194,938.76	194,938.76	194,938.76	(1)
	Ending Balances			<u>\$ 194,938.76</u>	<u>194,938.76</u>	<u>194,938.76</u>	

City of Costa Mesa HOME Program Fund

Trustee: AmeriNational

Fund	Investment Type	Issuer	Maturity Date	Cost	Par	Market Value	Rate
HOME Program Escrow Account	Checking Account		Open	\$ 49,223.00	49,223.00	49,223.00	(1)
	Ending Balances			<u>\$ 49,223.00</u>	<u>49,223.00</u>	<u>49,223.00</u>	

800 MHz Quarterly Reserve Fund

Trustee: Orange County Investment Pool

Fund	Investment Type	Issuer	Maturity Date	Cost	Par	Market Value	Rate
Reserve Fund	Money Market Fund	Orange County Investment Pool	Open	\$ 8,069.06	8,069.06	8,069.06	(1)
Cost Sharing							
Infrastructure/Sustainability	Money Market Fund	Orange County Investment Pool	Open	229,612.04	229,612.04	229,612.04	
	Ending Balances			<u>\$ 237,681.10</u>	<u>237,681.10</u>	<u>237,681.10</u>	

CITY OF COSTA MESA
SUMMARY OF CASH HELD IN TRUST
AS OF NOVEMBER 30, 2014

All American Asphalt

Trustee: Community Bank

Fund	Investment Type	Issuer	Maturity Date	Cost	Par	Market Value	Rate
Escrow Account #0783	Savings Account	Community Bank	Open	171,871.39	171,871.39	171,871.39	(1)
Escrow Account #3776	Savings Account	Community Bank	Open	80,841.27	80,841.27	80,841.27	(1)
	Ending Balances			<u>\$ 252,712.66</u>	<u>252,712.66</u>	<u>252,712.66</u>	

All American Asphalt

Trustee: Bank of Sacramento

Fund	Investment Type	Issuer	Maturity Date	Cost	Par	Market Value	Rate
Escrow Account #180	Savings Account	Bank of Sacramento	Open	139,473.50	139,473.50	139,473.50	(1)
	Ending Balances			<u>\$ 139,473.50</u>	<u>139,473.50</u>	<u>139,473.50</u>	

R J Noble/Street Rehabilitation Project

Trustee: Bank of Sacramento

Fund	Investment Type	Issuer	Maturity Date	Cost	Par	Market Value	Rate
Escrow Account #181	Savings Account	Bank of Sacramento	Open	78,576.43	78,576.43	78,576.43	(1)
	Ending Balances			<u>\$ 78,576.43</u>	<u>78,576.43</u>	<u>78,576.43</u>	

R J Noble Co/Rehabilitation of Arterial Streets

Trustee: Bank of Sacramento

Fund	Investment Type	Issuer	Maturity Date	Cost	Par	Market Value	Rate
Escrow Account #196	Savings Account	Bank of Sacramento	Open	42,259.49	42,259.49	42,259.49	(1)
	Ending Balances			<u>\$ 42,259.49</u>	<u>42,259.49</u>	<u>42,259.49</u>	

GRAND TOTALS

\$ 6,451,044.47 \$ 6,451,044.47 \$ 6,451,044.47

Market Values provided by U.S. Bank Corporate Trust Services, The Bank of New York Mellon Trust Company, N.A., Premier Commercial Bank, Community Bank, Bank of Sacramento, Orange County Investment Pool and Bank of America.

(1) Monthly rates/balances are not available. Balances are as of November 30, 2014