



**CITY OF COSTA MESA  
FINANCE DEPARTMENT  
INTEROFFICE MEMORANDUM**

**TO:** HONORABLE CITY COUNCIL  
TOM HATCH, CHIEF EXECUTIVE OFFICER

**FROM:** STEPHEN DUNIVENT, INTERIM FINANCE DIRECTOR

**DATE:** APRIL 22, 2015

**SUBJECT:** *TREASURER'S REPORT FOR THE MONTH OF MARCH, 2015*

Attached is the Treasurer's Report for the month of March 2015. This performance report lists the various types of securities, institutions from which the securities were purchased, maturity dates and interest rates for all securities held in the City's investment portfolio as of the end of the reporting period. All of the City's investments as of March 31, 2015 are in compliance with the Investment Policy and the California Government Code except as otherwise noted or disclosed herein. All market values provided in this report were obtained from The Bank of New York Mellon, except for the Local Agency Investment Fund (LAIF). Market values for LAIF were provided by the State Treasurer's Office. The market value shown for the City's LAIF investment represents the City's contractual rights to its LAIF account and does not represent the value of the underlying portfolio securities.

**SUMMARY**

Beginning Book Value	\$87,821,706.08
Deposits/Acquisitions	1,250,540.37
Withdrawals/Dispositions	<u>(1,500,000.00)</u>
Ending Book Value	\$87,572,246.45

As of March 31, 2015, the City has adequate cash reserves necessary to meet its obligations for the next six months.

There were no securities purchased, sold, called or matured during the month of March 2015.

**COMPLIANCE REPORTING**

The City held two Lehman Brothers Medium-Term Corporate Notes in its investment portfolio. The total amount invested in these two securities stated at cost was \$5,049,700. Lehman Brothers filed for bankruptcy protection status on September 15, 2008 and the debt rating fell from A2 to B3- on that date. The market value loss of \$4,107,075 for the securities was recorded on the City's general ledger in September 2008, and is updated annually. The current estimates for recoveries through the bankruptcy proceedings are unknown.

In April 2011, the City joined the Ad Hoc Group of Lehman Brothers Creditors to help maximize the recovery through bankruptcy proceedings and to protect the City's interest in the Lehman Brother's bankruptcy. The Ad Hoc Group filed a "Creditor's Plan" with the U.S. Bankruptcy Court in Manhattan which would provide a better recovery to creditors of the original Lehman parent company while offering a smaller payout to some creditors of Lehman subsidiaries. On December 6, 2011, the Bankruptcy Court entered an order confirming the Debtors' Chapter 11 Plan. The following table summarizes the distributions received:

Distributions:	
April 14, 2012	\$ 301,889.87
October 1, 2012	192,024.40
April 4, 2013	250,360.80
August 30, 2013	59,207.00
October 3, 2013	289,015.00
April 4, 2014	320,756.26
October 2, 2014	232,982.52
Total	<u>\$1,646,235.85</u>

The City semi-annually estimates the value of Lehman Brothers investment claim held in escrow with Lehman Brothers Holdings, Inc.. This evaluation is primarily based on the cash distributions that have been received to date as well as distributions anticipated in the future. With the most recent distributions on October 2, 2014, the City has received 33 cents of every dollar invested originally in the Lehman Brothers investments. As of March 31, 2015, staff estimated the value of the Lehman Brothers investment claim at \$419,389.

The investment portfolio is in compliance with the City's adopted investment policy and applicable state laws in all other respects during, and as of, the end of the reporting period.

If you have any questions or need additional information, feel free to contact me directly.

  
\_\_\_\_\_  
STEPHEN DUNIVENT  
Interim Finance Director

Attachments: 1 – Pooled Cash and Investments by Fund as of March 31, 2015  
2 – General Fund Cash Position over the past five calendar years  
3 – Investment Report for the month of March, 2015

**ATTACHMENT 1**

**POOLED CASH AND INVESTMENTS BY FUND  
AS OF MARCH 31, 2015**

FUND NO	FUND NAME	AMOUNT
101	General Fund	\$ 31,863,425.43 *
201	Special Gas Tax Fund	8,478,051.22
202	Prop. 172 - Public Safety Fund	53,932.52
203	Air Quality Improvement Fund (AB 2766)	360,883.96
205	HUD -HOME Program-HOME Investment Partnership Act	(50,809.82)
207	HUD -Community Development Block Grant Program Fund	(277,804.36)
208	Park Development Fees Fund	3,082,591.56
209	Drainage Fees Fund	1,250,675.63
213	Supplemental Law Enforcement Services Fund (SLESF)	(73,002.54)
214	Traffic Impact Fees Fund	3,284,820.83
216	Rental Rehabilitation Program Fund	17,159.79
217	Narcotics Forfeiture Fund	2,378,470.81
218	Fire System Development Fees Fund	748,940.44
219	Local Law Enforcement Block	29,992.18
220	Office of Traffic Safety	(27,784.51)
222	Costa Mesa Housing Authority	927,218.09
401	Capital Improvements Fund	8,796,840.93
403	Measure "M" Construction Fund	1,324,655.88
409	Vehicle Parking District #1 Fund	14,266.06
410	Vehicle Parking District #2 Fund	26,801.75
413	Golf Course Improvement Fund	248,543.56
414	Measure "M" Turnback Fund	165,741.98
415	Measure "M" 2 Construction Fund	(950,980.84)
416	Measure "M" 2 Fairshare Fund	4,662,065.22
601	Equipment Maintenance and Replacement Fund	5,156,213.95
602	Self-Insurance Fund - Liab/W.C./Unemployment	4,751,004.06
603	IT Replacement Fund	66,800.56
701	Deposits	3,383,018.12
704	CFD 91-1 Fund	2,149.77
705	Costa Mesa Community Foundation	80,435.22
755	Police Retirement - 1% Supplemental	664,363.76
	Total Pooled Cash & Investments	<u>\$ 80,438,681.21 **</u>

\* Council has designated \$14.125 million in General Fund balance for emergency reserves.

** Reconciliation of Total Pooled Cash & Investments to Portfolio Total End Cost Value:	
Total Pooled Cash & Investments	\$ 80,438,681.21
Market Value Adjustment	256,711.73
Cash Held in Trust	6,876,853.51
Portfolio Total End Cost Value (Attachment 3)	<u>\$ 87,572,246.45</u>

**GENERAL FUND CASH POSITION**

The City’s General Fund receives its most significant revenues, such as sales tax and property tax, several times during the year. However it pays for majority of the City’s operational expenditures throughout the year. The in-flows and out-flows of the General Fund cash are closely monitored by Finance staff. The following is a summary of the General Fund historical ending cash balances over the past five calendar years:

	<b>HISTORICAL TREASURER'S REPORT GENERAL FUND CASH BALANCE</b>					
	<b>(IN MILLIONS)</b>					
	<b>CY 2011</b>	<b>CY 2012</b>	<b>CY 2013</b>	<b>CY 2014</b>	<b>CY 2015</b>	
January	\$ 20.4	\$ 26.0	\$ 35.6	\$ 33.8	\$ 34.1	
February	16.4	24.4	33.7	31.7	32.8	
March	16.5	19.6	27.0	28.6	31.9	
April	19.2	24.8	33.0	35.6		
May	29.2	32.8	39.6	44.4		
June	21.0	28.7	38.3	41.8		
July	22.7	27.3	35.0	34.5		
August	23.3	23.1	31.9	31.8		
September	14.6	17.9	27.8	27.3		
October	12.9	16.3	20.3	24.2		
November	13.6	17.5	20.1	19.1		
December	21.0	24.0	26.6	26.6		



As indicated in the above graph, the General Fund’s cash balance typically peaks at May of each year and dips to the lowest point around October and November. Overall, the General Fund’s cash balance has been steadily increased comparing to the same time period in prior years. All other activities appears reasonable and consistent with staff’s expectations.



# Monthly Account Statement

## City of Costa Mesa Consolidated

March 1, 2015 through March 31, 2015

### Chandler Team

For questions about your account,  
please call (800) 317-4747 or  
Email [operations@chandlerasset.com](mailto:operations@chandlerasset.com)

### Custodian

Bank of New York Mellon  
Christy Sheppard

***Information contained herein is confidential. We urge you to compare this statement to the one you receive from your qualified custodian. Prices are provided by IDC, an independent pricing source.***



PORTFOLIO CHARACTERISTICS

Average Duration	0.91
Average Coupon	0.59 %
Average Purchase YTM	0.60 %
Average Market YTM	0.56 %
Average S&P/Moody Rating	AA+/Aa1
Average Final Maturity	1.30 yrs
Average Life	1.16 yrs

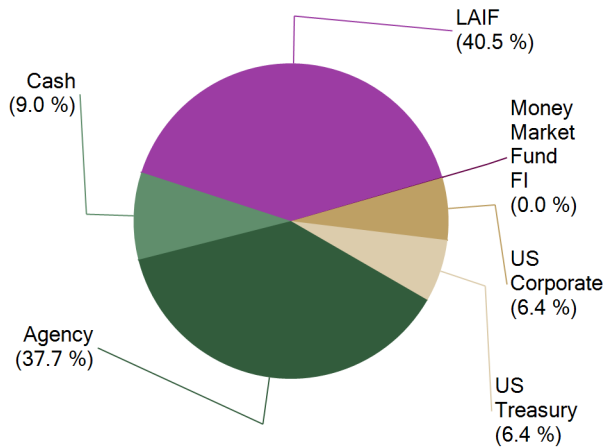
ACCOUNT SUMMARY

	Beg. Values as of 2/28/15	End Values as of 3/31/15
<b>Market Value</b>	87,901,784	87,596,384
<b>Accrued Interest</b>	95,513	117,787
<b>Total Market Value</b>	<b>87,997,297</b>	<b>87,714,171</b>
<b>Income Earned</b>	43,043	46,276
<b>Cont/WD</b>		
<b>Par</b>	92,294,493	92,045,034
<b>Book Value</b>	87,821,706	87,572,246
<b>Cost Value</b>	87,821,706	87,572,246

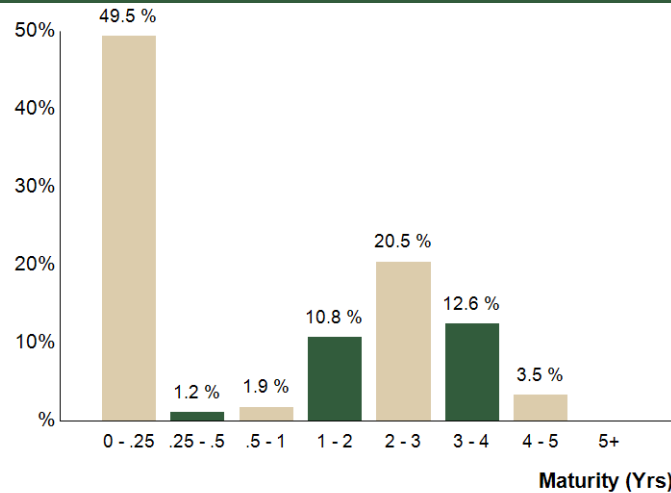
TOP ISSUERS

Issuer	% Portfolio
Local Agency Investment Fund	40.5 %
Federal National Mortgage Assoc	16.0 %
Federal Home Loan Bank	10.3 %
Bank Cash Account	7.8 %
Government of United States	6.4 %
Federal Home Loan Mortgage Corp	5.7 %
Federal Farm Credit Bank	5.7 %
Wells Fargo Corp	1.2 %
	<b>93.7 %</b>

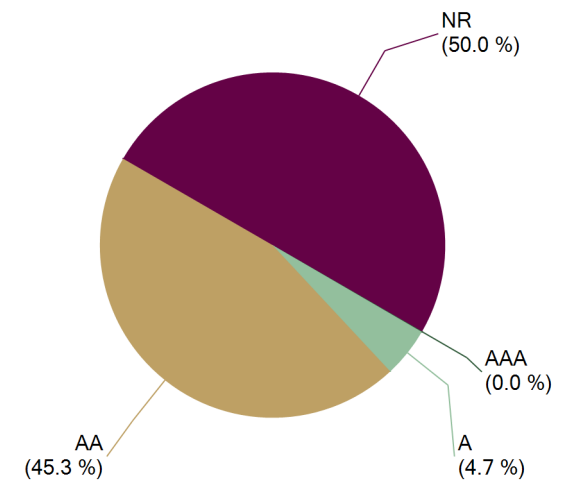
SECTOR ALLOCATION



MATURITY DISTRIBUTION



CREDIT QUALITY (S&P)





City of Costa Mesa Consolidated

March 31, 2015

**COMPLIANCE WITH INVESTMENT POLICY**

*This portfolio is a consolidation of assets managed by Chandler Asset Management and assets managed internally by Client. Chandler relies on Client to provide accurate information for reporting assets and producing this compliance statement.*

Category	Standard	Comment
Treasury Issues	No limitations	Complies
Federal Agencies	No maximum limitations; 35% per issuer	Complies
Municipal Securities	"A" or higher by at least one NRSRO; 5% max issuer; 5 years max maturity	Complies
Banker's Acceptances	"A-1" or higher short term rating by at least one NRSRO; "A" or higher by at least one NRSRO if long term debt issued; 40% maximum; 5% max per issuer; 180 days max maturity	Complies
Certificates of Deposit/Bank and Time Deposits	"A" or higher by at least one NRSRO; "A-1" or higher short term rating by at least one NRSRO; 20% maximum; 5 years max maturity; FDIC Insurance and/or Collateralization	Complies
Negotiable Certificates of Deposit	"A" or higher by at least one NRSRO if long term debt; "A-1" or higher short term rating by at least one NRSRO; 30% maximum; 5% max issuer; 5 years max maturity	Complies
Repurchase Agreements	>102% collateralization; 30% maximum; 1 year max maturity	Complies
Commercial Paper	"A-1" rated or equivalent by at least one NRSRO; "A" or higher by at least one NRSRO if long term debt issued; 25% maximum; 5% max per issuer; 270 days maximum maturity	Complies
Medium Term Notes	"A" or better by at least one NRSRO; 30% maximum; 5% max per issuer; 5 years max maturity	Complied at time of purchase*
Asset-Backed, Mortgage-Backed Securities, CMOs	"AA" or better by one NRSRO; "A" or higher rating for the issuer's debt by one NRSRO; 20% maximum; 5 years max maturity	Complies
Money Market Mutual Funds	"AAA" rating by not less than two NRSROs or SEC registered; 20% maximum; Min \$500 million under management	Complies
LAIF	\$50 million limit	Complies
County Pool	Not used by investment adviser	Complies
Maximum Maturity	5 years (Any investment extending 5 years requires prior City Council approval);  20% of the portfolio must mature within one year	Complies

\*Lehman Brothers (LEH) filed for bankruptcy on September 15, 2008. The city owns \$5M par of LEH.



Holdings Report

As of 3/31/15

CUSIP	Security Description	Par Value/Units	Purchase Date Book Yield	Cost Value Book Value	Mkt Price Mkt YTM	Market Value Accrued Int.	% of Port. Gain/Loss	Moody/S&P Fitch	Maturity Duration
<b>AGENCY</b>									
3133ECR55	FFCB Callable Note Cont 6/6/14 0.54% Due 6/6/2016	2,000,000.00	05/31/2013 0.58 %	1,997,500.00 1,997,500.00	99.97 0.57 %	1,999,380.00 3,450.00	2.28 % 1,880.00	Aaa / AA+ AAA	1.19 0.32
3133ECLB8	FFCB Callable Note Cont 7/12/13 0.45% Due 7/12/2016	2,000,000.00	04/29/2013 0.46 %	1,999,500.00 1,999,500.00	99.94 0.50 %	1,998,840.00 1,975.00	2.28 % (660.00)	Aaa / AA+ AAA	1.28 0.63
3135G0CM3	FNMA Note 1.25% Due 9/28/2016	2,000,000.00	05/17/2013 0.49 %	2,050,520.00 2,050,520.00	101.12 0.50 %	2,022,312.00 208.33	2.31 % (28,208.00)	Aaa / AA+ AAA	1.50 1.48
3135G0ES8	FNMA Note 1.375% Due 11/15/2016	2,000,000.00	05/17/2013 0.52 %	2,058,980.00 2,058,980.00	101.39 0.52 %	2,027,704.00 10,388.89	2.32 % (31,276.00)	Aaa / AA+ AAA	1.63 1.60
313380A80	FHLB Callable Note Cont 11/16/12 1% Due 8/16/2017	2,000,000.00	07/19/2012 1.00 %	2,000,000.00 2,000,000.00	99.88 1.05 %	1,997,600.00 2,500.00	2.28 % (2,400.00)	Aaa / AA+ AAA	2.38 0.67
3136G1AZ2	FNMA Callable Note Qtrly 1/30/14 1% Due 1/30/2018	2,000,000.00	01/04/2013 1.00 %	2,000,000.00 2,000,000.00	99.43 1.20 %	1,988,640.00 3,388.89	2.27 % (11,360.00)	Aaa / AA+ AAA	2.84 1.65
313381RE7	FHLB Callable Note Qtrly 7/30/13 1% Due 1/30/2018	2,000,000.00	01/14/2013 1.00 %	2,000,000.00 2,000,000.00	99.80 1.07 %	1,995,980.00 3,388.89	2.28 % (4,020.00)	Aaa / AA+ AAA	2.84 1.33
3135G0TK9	FNMA Callable Note Qtrly 7/30/13 1.05% Due 1/30/2018	2,000,000.00	01/14/2013 1.05 %	2,000,000.00 2,000,000.00	99.70 1.16 %	1,993,940.00 3,558.33	2.28 % (6,060.00)	Aaa / AA+ AAA	2.84 1.41
3135G0UD3	FNMA Callable Note Qtrly 2/14/14 1.01% Due 2/14/2018	2,000,000.00	01/24/2013 1.01 %	2,000,000.00 2,000,000.00	99.68 1.12 %	1,993,560.00 2,637.22	2.28 % (6,440.00)	Aaa / AA+ AAA	2.88 1.68
3134G34Y3	FHLMC Callable Note Qtrly 5/14/13 1% Due 2/14/2018	3,000,000.00	01/24/2013 1.01 %	2,998,500.00 2,998,500.00	99.86 1.05 %	2,995,740.00 3,916.67	3.42 % (2,760.00)	Aaa / AA+ AAA	2.88 1.49
3136G1CJ6	FNMA Callable Note Qtrly 2/21/14 0.75% Due 2/21/2018	2,000,000.00	01/24/2013 1.09 %	2,000,000.00 2,000,000.00	100.03 0.56 %	2,000,500.00 1,666.67	2.28 % 500.00	Aaa / AA+ AAA	2.90 0.83
3133ECPB4	FFCB Note 0.875% Due 5/14/2018	1,000,000.00	05/17/2013 0.92 %	997,810.00 997,810.00	99.13 1.16 %	991,331.00 3,329.86	1.13 % (6,479.00)	Aaa / AA+ AAA	3.12 3.06
3135G0WJ8	FNMA Note 0.875% Due 5/21/2018	2,000,000.00	05/17/2013 0.94 %	1,993,660.00 1,993,660.00	99.76 0.95 %	1,995,248.00 6,319.44	2.28 % 1,588.00	Aaa / AA+ AAA	3.14 3.08
313383J44	FHLB Callable Note 1X 6/26/15 0.75% Due 6/26/2018	2,000,000.00	05/30/2013 1.34 %	2,000,000.00 2,000,000.00	100.11 0.29 %	2,002,166.00 3,958.33	2.29 % 2,166.00	Aaa / AA+ AAA	3.24 0.24
313383HQ7	FHLB Callable Note 1X 6/24/14 1.2% Due 6/27/2018	3,000,000.00	05/30/2013 1.20 %	3,000,000.00 3,000,000.00	100.40 1.07 %	3,012,078.00 9,400.00	3.44 % 12,078.00	Aaa / AA+ AAA	3.24 3.16
3134G4A57	FHLMC Callable Note 1X 6/24/14 1.25% Due 6/27/2018	2,000,000.00	05/31/2013 1.25 %	2,000,000.00 2,000,000.00	100.30 1.16 %	2,005,916.00 6,527.78	2.29 % 5,916.00	Aaa / AA+ AAA	3.24 3.16
<b>Total Agency</b>		<b>33,000,000.00</b>	<b>0.94 %</b>	<b>33,096,470.00</b>	<b>0.87 %</b>	<b>33,020,935.00</b> <b>66,614.30</b>	<b>37.72 %</b> <b>(75,535.00)</b>	<b>Aaa / AA+</b> <b>Aaa</b>	<b>2.58</b> <b>1.61</b>
<b>CASH</b>									
90BASIS01	Bank of America Checking Account	979,514.20	Various 0.00 %	979,514.20 979,514.20	1.00 0.00 %	979,514.20 0.00	1.12 % 0.00	NR / NR NR	0.00 0.00





### Holdings Report

As of 3/31/15

CUSIP	Security Description	Par Value/Units	Purchase Date Book Yield	Cost Value Book Value	Mkt Price Mkt YTM	Market Value Accrued Int.	% of Port. Gain/Loss	Moody/S&P Fitch	Maturity Duration
<b>CASH</b>									
90COCM\$00	Summary of Cash Held in Trust *See Details (Attached)	6,876,853.51	Various 0.00 %	6,876,853.51 6,876,853.51	1.00 0.00 %	6,876,853.51 0.00	7.84 % 0.00	NR / NR NR	0.00 0.00
<b>Total Cash</b>		<b>7,856,367.71</b>	<b>N/A</b>	<b>7,856,367.71</b>	<b>0.00 %</b>	<b>7,856,367.71</b> <b>0.00</b>	<b>8.96 %</b> <b>0.00</b>	<b>NR / NR</b> <b>NR</b>	<b>0.00</b> <b>0.00</b>
<b>LAIF</b>									
90LAIF\$00	Local Agency Investment Fund State Pool	35,485,804.76	Various 0.27 %	35,485,804.76 35,485,804.76	1.00 0.27 %	35,485,804.76 23,222.77	40.48 % 0.00	NR / NR NR	0.00 0.00
<b>Total LAIF</b>		<b>35,485,804.76</b>	<b>0.27 %</b>	<b>35,485,804.76</b>	<b>0.27 %</b>	<b>35,485,804.76</b> <b>23,222.77</b>	<b>40.48 %</b> <b>0.00</b>	<b>NR / NR</b> <b>NR</b>	<b>0.00</b> <b>0.00</b>
<b>MONEY MARKET FUND FI</b>									
94975H312	Wells Fargo Advantage Treasury Plus MMF	42,861.04	Various 0.01 %	42,861.04 42,861.04	1.00 0.01 %	42,861.04 0.00	0.05 % 0.00	Aaa / AAA AAA	0.00 0.00
<b>Total Money Market Fund FI</b>		<b>42,861.04</b>	<b>0.01 %</b>	<b>42,861.04</b>	<b>0.01 %</b>	<b>42,861.04</b> <b>0.00</b>	<b>0.05 %</b> <b>0.00</b>	<b>Aaa / AAA</b> <b>Aaa</b>	<b>0.00</b> <b>0.00</b>
<b>US CORPORATE</b>									
94974BFE5	Wells Fargo Corp Note 1.5% Due 7/1/2015	1,050,000.00	06/05/2014 0.41 %	1,062,127.50 1,062,127.50	100.26 0.45 %	1,052,761.50 3,937.50	1.20 % (9,366.00)	A2 / A+ AA-	0.25 0.25
525ESCIB7	Lehman Brothers Note-Defaulted Due 1/24/2016	2,500,000.00	04/17/2012 0.00 %	213,447.95 213,447.95	9.75 0.00 %	243,750.00 0.00	0.28 % 30,302.05	NR / NR NR	0.82 0.00
525ESC2W8	Lehman Brothers ESCROW CUSIP - Defaulted Due 2/6/2016	2,500,000.00	04/17/2012 0.00 %	205,941.93 205,941.93	9.50 0.00 %	237,500.00 0.00	0.27 % 31,558.07	NR / NR NR	0.85 0.00
68389XAN5	Oracle Corp Note 1.2% Due 10/15/2017	1,000,000.00	10/30/2013 1.40 %	992,140.00 992,140.00	100.33 1.07 %	1,003,252.00 5,533.33	1.15 % 11,112.00	A1 / A+ A+	2.55 2.48
36962G6K5	General Electric Capital Corp Note 1.6% Due 11/20/2017	1,000,000.00	11/13/2014 1.38 %	1,006,420.00 1,006,420.00	100.95 1.23 %	1,009,538.00 5,822.22	1.16 % 3,118.00	A1 / AA+ NR	2.64 2.56
02665WAH4	American Honda Finance Note 2.25% Due 8/15/2019	1,000,000.00	02/24/2015 1.92 %	1,013,930.00 1,013,930.00	101.70 1.84 %	1,017,012.00 2,875.00	1.16 % 3,082.00	A1 / A+ NR	4.38 4.14
06406HCW7	Bank of New York Callable Note Cont 8/11/2019 2.3% Due 9/11/2019	1,000,000.00	02/20/2015 1.99 %	1,013,390.00 1,013,390.00	101.78 1.87 %	1,017,800.00 1,277.78	1.16 % 4,410.00	A1 / A+ AA-	4.45 4.14
<b>Total US Corporate</b>		<b>10,050,000.00</b>	<b>1.30 %</b>	<b>5,507,397.38</b> <b>5,507,397.38</b>	<b>1.18 %</b>	<b>5,581,613.50</b> <b>19,445.83</b>	<b>6.39 %</b> <b>74,216.12</b>	<b>A1 / AA-</b> <b>AA-</b>	<b>2.66</b> <b>2.46</b>
<b>US TREASURY</b>									
912828UG3	US Treasury Note 0.375% Due 1/15/2016	1,175,000.00	06/05/2014 0.26 %	1,177,252.96 1,177,252.96	100.12 0.23 %	1,176,377.10 925.07	1.34 % (875.86)	Aaa / AA+ AAA	0.79 0.79



### Holdings Report

As of 3/31/15

CUSIP	Security Description	Par Value/Units	Purchase Date Book Yield	Cost Value Book Value	Mkt Price Mkt YTM	Market Value Accrued Int.	% of Port. Gain/Loss	Moody/S&P Fitch	Maturity Duration
<b>US TREASURY</b>									
912828VC1	US Treasury Note 0.25% Due 5/15/2016	1,450,000.00	10/29/2013 0.45 %	1,442,811.50 1,442,811.50	99.91 0.33 %	1,448,754.45 1,371.89	1.65 % 5,942.95	Aaa / AA+ AAA	1.13 1.12
912828SY7	US Treasury Note 0.625% Due 5/31/2017	985,000.00	11/13/2014 0.81 %	980,540.02 980,540.02	100.01 0.62 %	985,076.83 2,063.36	1.13 % 4,536.81	Aaa / AA+ AAA	2.17 2.15
912828SD3	US Treasury Note 1.25% Due 1/31/2019	1,000,000.00	02/20/2015 1.35 %	996,058.04 996,058.04	100.38 1.15 %	1,003,750.00 2,071.82	1.15 % 7,691.96	Aaa / AA+ AAA	3.84 3.73
912828H52	US Treasury Note 1.25% Due 1/31/2020	1,000,000.00	02/20/2015 1.53 %	986,683.04 986,683.04	99.48 1.36 %	994,844.00 2,071.82	1.14 % 8,160.96	Aaa / AA+ AAA	4.84 4.67
<b>Total US Treasury</b>		<b>5,610,000.00</b>	<b>0.82 %</b>	<b>5,583,345.56</b>	<b>0.69 %</b>	<b>5,608,802.38</b> <b>8,503.96</b>	<b>6.40 %</b> <b>25,456.82</b>	<b>Aaa / AA+</b> <b>Aaa</b>	<b>2.39</b> <b>2.33</b>
<b>TOTAL PORTFOLIO</b>		<b>92,045,033.51</b>	<b>0.60 %</b>	<b>87,572,246.45</b>	<b>0.56 %</b>	<b>87,596,384.39</b> <b>117,786.86</b>	<b>100.00 %</b> <b>24,137.94</b>	<b>Aa1 / AA+</b> <b>Aaa</b>	<b>1.30</b> <b>0.91</b>
<b>TOTAL MARKET VALUE PLUS ACCRUED</b>						<b>87,714,171.25</b>			



Transaction Ledger

2/28/15 Thru 3/31/15

Transaction Type	Settlement Date	CUSIP	Quantity	Security Description	Price	Acq/Disp Yield	Amount	Interest Pur/Sold	Total Amount	Gain/Loss
<b>ACQUISITIONS</b>										
Purchase	03/03/2015	94975H312	2.19	Wells Fargo Advantage Treasury Plus MMF	1.000	0.01 %	2.19	0.00	2.19	0.00
Purchase	03/11/2015	94975H312	11,500.00	Wells Fargo Advantage Treasury Plus MMF	1.000	0.01 %	11,500.00	0.00	11,500.00	0.00
Purchase	03/28/2015	94975H312	12,500.00	Wells Fargo Advantage Treasury Plus MMF	1.000	0.01 %	12,500.00	0.00	12,500.00	0.00
	<b>Subtotal</b>		<b>24,002.19</b>				<b>24,002.19</b>	<b>0.00</b>	<b>24,002.19</b>	<b>0.00</b>
Security Contribution	03/31/2015	90BASIS01	567,955.89	Bank of America Checking Account	1.000		567,955.89	0.00	567,955.89	0.00
Security Contribution	03/31/2015	90COCM\$00	658,582.29	Summary of Cash Held in Trust *See Details (Attached)	1.000		658,582.29	0.00	658,582.29	0.00
	<b>Subtotal</b>		<b>1,226,538.18</b>				<b>1,226,538.18</b>	<b>0.00</b>	<b>1,226,538.18</b>	<b>0.00</b>
<b>TOTAL ACQUISITIONS</b>			<b>1,250,540.37</b>				<b>1,250,540.37</b>	<b>0.00</b>	<b>1,250,540.37</b>	<b>0.00</b>
<b>DISPOSITIONS</b>										
Security Withdrawal	03/31/2015	90LAIF\$00	1,500,000.00	Local Agency Investment Fund State Pool	1.000		1,500,000.00	0.00	1,500,000.00	0.00
	<b>Subtotal</b>		<b>1,500,000.00</b>				<b>1,500,000.00</b>	<b>0.00</b>	<b>1,500,000.00</b>	<b>0.00</b>
<b>TOTAL DISPOSITIONS</b>			<b>1,500,000.00</b>				<b>1,500,000.00</b>	<b>0.00</b>	<b>1,500,000.00</b>	<b>0.00</b>
<b>OTHER TRANSACTIONS</b>										
Interest	03/11/2015	06406HCW7	1,000,000.00	Bank of New York Callable Note Cont 8/11/2019 2.3% Due 9/11/2019	0.000		11,500.00	0.00	11,500.00	0.00
Interest	03/28/2015	3135G0CM3	2,000,000.00	FNMA Note 1.25% Due 9/28/2016	0.000		12,500.00	0.00	12,500.00	0.00
	<b>Subtotal</b>		<b>3,000,000.00</b>				<b>24,000.00</b>	<b>0.00</b>	<b>24,000.00</b>	<b>0.00</b>
Dividend	03/03/2015	94975H312	18,858.85	Wells Fargo Advantage Treasury Plus MMF	0.000		2.19	0.00	2.19	0.00
	<b>Subtotal</b>		<b>18,858.85</b>				<b>2.19</b>	<b>0.00</b>	<b>2.19</b>	<b>0.00</b>
<b>TOTAL OTHER TRANSACTIONS</b>			<b>3,018,858.85</b>				<b>24,002.19</b>	<b>0.00</b>	<b>24,002.19</b>	<b>0.00</b>



CUSIP	Security Description	Trade Date Settle Date Units	Book Value: Begin Book Value: Acq Book Value: Disp Book Value: End	Prior Accrued Inc. Received Ending Accrued Total Interest	Accr. Of Discount Amort. Of Premium Net Accret/Amort Income Earned	Unreal G/L Total Income
<b>Fixed Income</b>						
02665WAH4	American Honda Finance Note 2.25% Due 08/15/2019	02/24/2015 02/27/2015 1,000,000.00	1,013,930.00 0.00 0.00 1,013,930.00	1,000.00 0.00 2,875.00 1,875.00	0.00 0.00 0.00 1,875.00	0.00 0.00 0.00 1,875.00
06406HCW7	Bank of New York Callable Note Cont 8/11/2019 2.3% Due 09/11/2019	02/20/2015 02/25/2015 1,000,000.00	1,013,390.00 0.00 0.00 1,013,390.00	10,861.11 11,500.00 1,277.78 1,916.67	0.00 0.00 0.00 1,916.67	0.00 0.00 0.00 1,916.67
313380A80	FHLB Callable Note Cont 11/16/12 1% Due 08/16/2017	07/19/2012 08/16/2012 2,000,000.00	2,000,000.00 0.00 0.00 2,000,000.00	833.33 0.00 2,500.00 1,666.67	0.00 0.00 0.00 1,666.67	0.00 0.00 0.00 1,666.67
313381RE7	FHLB Callable Note Qtrly 7/30/13 1% Due 01/30/2018	01/14/2013 01/30/2013 2,000,000.00	2,000,000.00 0.00 0.00 2,000,000.00	1,722.22 0.00 3,388.89 1,666.67	0.00 0.00 0.00 1,666.67	0.00 0.00 0.00 1,666.67
313383HQ7	FHLB Callable Note 1X 6/24/14 1.2% Due 06/27/2018	05/30/2013 06/27/2013 3,000,000.00	3,000,000.00 0.00 0.00 3,000,000.00	6,400.00 0.00 9,400.00 3,000.00	0.00 0.00 0.00 3,000.00	0.00 0.00 0.00 3,000.00
313383J44	FHLB Callable Note 1X 6/26/15 0.75% Due 06/26/2018	05/30/2013 06/26/2013 2,000,000.00	2,000,000.00 0.00 0.00 2,000,000.00	2,708.33 0.00 3,958.33 1,250.00	0.00 0.00 0.00 1,250.00	0.00 0.00 0.00 1,250.00
3133ECLB8	FFCB Callable Note Cont 7/12/13 0.45% Due 07/12/2016	04/29/2013 04/30/2013 2,000,000.00	1,999,500.00 0.00 0.00 1,999,500.00	1,225.00 0.00 1,975.00 750.00	0.00 0.00 0.00 750.00	0.00 0.00 0.00 750.00
3133ECPB4	FFCB Note 0.875% Due 05/14/2018	05/17/2013 05/21/2013 1,000,000.00	997,810.00 0.00 0.00 997,810.00	2,600.69 0.00 3,329.86 729.17	0.00 0.00 0.00 729.17	0.00 0.00 0.00 729.17
3133ECR55	FFCB Callable Note Cont 6/6/14 0.54% Due 06/06/2016	05/31/2013 06/06/2013 2,000,000.00	1,997,500.00 0.00 0.00 1,997,500.00	2,550.00 0.00 3,450.00 900.00	0.00 0.00 0.00 900.00	0.00 0.00 0.00 900.00
3134G34Y3	FHLMC Callable Note Qtrly 5/14/13 1% Due 02/14/2018	01/24/2013 02/14/2013 3,000,000.00	2,998,500.00 0.00 0.00 2,998,500.00	1,416.67 0.00 3,916.67 2,500.00	0.00 0.00 0.00 2,500.00	0.00 0.00 0.00 2,500.00



CUSIP	Security Description	Trade Date Settle Date Units	Book Value: Begin Book Value: Acq Book Value: Disp Book Value: End	Prior Accrued Inc. Received Ending Accrued Total Interest	Accr. Of Discount Amort. Of Premium Net Accret/Amort Income Earned	Unreal G/L Total Income
3134G4A57	FHLMC Callable Note 1X 6/24/14 1.25% Due 06/27/2018	05/31/2013 06/27/2013 2,000,000.00	2,000,000.00 0.00 0.00 2,000,000.00	4,444.44 0.00 6,527.78 2,083.34	0.00 0.00 0.00 2,083.34	0.00 0.00 0.00 2,083.34
3135G0CM3	FNMA Note 1.25% Due 09/28/2016	05/17/2013 05/20/2013 2,000,000.00	2,050,520.00 0.00 0.00 2,050,520.00	10,625.00 12,500.00 208.33 2,083.33	0.00 0.00 0.00 2,083.33	0.00 0.00 0.00 2,083.33
3135G0ES8	FNMA Note 1.375% Due 11/15/2016	05/17/2013 05/20/2013 2,000,000.00	2,058,980.00 0.00 0.00 2,058,980.00	8,097.22 0.00 10,388.89 2,291.67	0.00 0.00 0.00 2,291.67	0.00 0.00 0.00 2,291.67
3135G0TK9	FNMA Callable Note Qtrly 7/30/13 1.05% Due 01/30/2018	01/14/2013 01/30/2013 2,000,000.00	2,000,000.00 0.00 0.00 2,000,000.00	1,808.33 0.00 3,558.33 1,750.00	0.00 0.00 0.00 1,750.00	0.00 0.00 0.00 1,750.00
3135G0UD3	FNMA Callable Note Qtrly 2/14/14 1.01% Due 02/14/2018	01/24/2013 02/14/2013 2,000,000.00	2,000,000.00 0.00 0.00 2,000,000.00	953.89 0.00 2,637.22 1,683.33	0.00 0.00 0.00 1,683.33	0.00 0.00 0.00 1,683.33
3135G0WJ8	FNMA Note 0.875% Due 05/21/2018	05/17/2013 05/21/2013 2,000,000.00	1,993,660.00 0.00 0.00 1,993,660.00	4,861.11 0.00 6,319.44 1,458.33	0.00 0.00 0.00 1,458.33	0.00 0.00 0.00 1,458.33
3136G1AZ2	FNMA Callable Note Qtrly 1/30/14 1% Due 01/30/2018	01/04/2013 01/30/2013 2,000,000.00	2,000,000.00 0.00 0.00 2,000,000.00	1,722.22 0.00 3,388.89 1,666.67	0.00 0.00 0.00 1,666.67	0.00 0.00 0.00 1,666.67
3136G1CJ6	FNMA Callable Note Qtrly 2/21/14 0.75% Due 02/21/2018	01/24/2013 02/21/2013 2,000,000.00	2,000,000.00 0.00 0.00 2,000,000.00	416.67 0.00 1,666.67 1,250.00	0.00 0.00 0.00 1,250.00	0.00 0.00 0.00 1,250.00
36962G6K5	General Electric Capital Corp Note 1.6% Due 11/20/2017	11/13/2014 11/18/2014 1,000,000.00	1,006,420.00 0.00 0.00 1,006,420.00	4,488.89 0.00 5,822.22 1,333.33	0.00 0.00 0.00 1,333.33	0.00 0.00 0.00 1,333.33
525ESC2W8	Lehman Brothers ESCROW CUSIP - Defaulted Due 02/06/2016	04/17/2012 04/18/2012 2,500,000.00	205,941.93 0.00 0.00 205,941.93	0.00 0.00 0.00 0.00	0.00 0.00 0.00 0.00	0.00 0.00 0.00 0.00
525ESCIB7	Lehman Brothers Note-Defaulted Due 01/24/2016	04/17/2012 04/18/2012 2,500,000.00	213,447.95 0.00 0.00 213,447.95	0.00 0.00 0.00 0.00	0.00 0.00 0.00 0.00	0.00 0.00 0.00 0.00



CUSIP	Security Description	Trade Date Settle Date Units	Book Value: Begin Book Value: Acq Book Value: Disp Book Value: End	Prior Accrued Inc. Received Ending Accrued Total Interest	Accr. Of Discount Amort. Of Premium Net Accret/Amort Income Earned	Unreal G/L Total Income
68389XAN5	Oracle Corp Note 1.2% Due 10/15/2017	10/30/2013 10/31/2013 1,000,000.00	992,140.00 0.00 0.00 992,140.00	4,533.33 0.00 5,533.33 1,000.00	0.00 0.00 0.00 1,000.00	0.00 0.00 0.00 1,000.00
912828H52	US Treasury Note 1.25% Due 01/31/2020	02/20/2015 02/23/2015 1,000,000.00	986,683.04 0.00 0.00 986,683.04	1,001.38 0.00 2,071.82 1,070.44	0.00 0.00 0.00 1,070.44	0.00 0.00 0.00 1,070.44
912828SD3	US Treasury Note 1.25% Due 01/31/2019	02/20/2015 02/23/2015 1,000,000.00	996,058.04 0.00 0.00 996,058.04	1,001.38 0.00 2,071.82 1,070.44	0.00 0.00 0.00 1,070.44	0.00 0.00 0.00 1,070.44
912828SY7	US Treasury Note 0.625% Due 05/31/2017	11/13/2014 11/14/2014 985,000.00	980,540.02 0.00 0.00 980,540.02	1,539.06 0.00 2,063.36 524.30	0.00 0.00 0.00 524.30	0.00 0.00 0.00 524.30
912828UG3	US Treasury Note 0.375% Due 01/15/2016	06/05/2014 06/06/2014 1,175,000.00	1,177,252.96 0.00 0.00 1,177,252.96	547.74 0.00 925.07 377.33	0.00 0.00 0.00 377.33	0.00 0.00 0.00 377.33
912828VC1	US Treasury Note 0.25% Due 05/15/2016	10/29/2013 10/30/2013 1,450,000.00	1,442,811.50 0.00 0.00 1,442,811.50	1,061.46 0.00 1,371.89 310.43	0.00 0.00 0.00 310.43	0.00 0.00 0.00 310.43
94974BFE5	Wells Fargo Corp Note 1.5% Due 07/01/2015	06/05/2014 06/10/2014 1,050,000.00	1,062,127.50 0.00 0.00 1,062,127.50	2,625.00 0.00 3,937.50 1,312.50	0.00 0.00 0.00 1,312.50	0.00 0.00 0.00 1,312.50
			<b>44,187,212.94</b>	<b>81,044.47</b>	<b>0.00</b>	
			<b>0.00</b>	<b>24,000.00</b>	<b>0.00</b>	
			<b>0.00</b>	<b>94,564.09</b>	<b>0.00</b>	<b>0.00</b>
<b>TOTAL Fixed Income</b>		<b>48,660,000.00</b>	<b>44,187,212.94</b>	<b>37,519.62</b>	<b>37,519.62</b>	<b>37,519.62</b>

**Cash & Equivalent**

90BASIS01	Bank of America Checking Account	Various Various 979,514.20	411,558.31 567,955.89 0.00 979,514.20	0.00 0.00 0.00 0.00	0.00 0.00 0.00 0.00	0.00 0.00 0.00 0.00
90COCM\$00	Summary of Cash Held in Trust *See Details (Attached)	Various Various 6,876,853.51	6,218,271.22 658,582.29 0.00 6,876,853.51	0.00 0.00 0.00 0.00	0.00 0.00 0.00 0.00	0.00 0.00 0.00 0.00



**Income Earned**

2/28/15 Thru 3/31/15

CUSIP	Security Description	Trade Date Settle Date Units	Book Value: Begin Book Value: Acq Book Value: Disp Book Value: End	Prior Accrued Inc. Received Ending Accrued Total Interest	Accr. Of Discount Amort. Of Premium Net Accret/Amort Income Earned	Unreal G/L Total Income
94975H312	Wells Fargo Advantage Treasury Plus MMF		18,858.85	0.00	0.00	
		Various	24,002.19	2.19	0.00	
		Various	0.00	0.00	0.00	0.00
		42,861.04	42,861.04	2.19	2.19	2.19
			<b>6,648,688.38</b>	<b>0.00</b>	<b>0.00</b>	
			<b>1,250,540.37</b>	<b>2.19</b>	<b>0.00</b>	
			<b>0.00</b>	<b>0.00</b>	<b>0.00</b>	<b>0.00</b>
<b>TOTAL Cash &amp; Equivalent</b>		<b>7,899,228.75</b>	<b>7,899,228.75</b>	<b>2.19</b>	<b>2.19</b>	<b>2.19</b>
<b>Local Agency Investment Fund</b>						
90LAIF\$00	Local Agency Investment Fund State Pool		36,985,804.76	14,468.75	0.00	
		Various	0.00	0.00	0.00	
		Various	1,500,000.00	23,222.77	0.00	0.00
		35,485,804.76	35,485,804.76	8,754.02	8,754.02	8,754.02
			<b>36,985,804.76</b>	<b>14,468.75</b>	<b>0.00</b>	
			<b>0.00</b>	<b>0.00</b>	<b>0.00</b>	
			<b>1,500,000.00</b>	<b>23,222.77</b>	<b>0.00</b>	<b>0.00</b>
<b>TOTAL Local Agency Investment Fund</b>		<b>35,485,804.76</b>	<b>35,485,804.76</b>	<b>8,754.02</b>	<b>8,754.02</b>	<b>8,754.02</b>
			<b>87,821,706.08</b>	<b>95,513.22</b>	<b>0.00</b>	
			<b>1,250,540.37</b>	<b>24,002.19</b>	<b>0.00</b>	
			<b>1,500,000.00</b>	<b>117,786.86</b>	<b>0.00</b>	<b>0.00</b>
<b>TOTAL PORTFOLIO</b>		<b>92,045,033.51</b>	<b>87,572,246.45</b>	<b>46,275.83</b>	<b>46,275.83</b>	<b>46,275.83</b>



### Cash Flow Report

From 03/31/2015

Payment Date	Transaction Type	CUSIP	Quantity	Security Description	Principal Amount	Income	Total Amount
04/15/2015	Dividend	90LAIF\$00	13,107,282.43	Local Agency Investment Fund State Pool	0.00	6,426.52	6,426.52
04/15/2015	Interest	68389XAN5	1,000,000.00	Oracle Corp Note 1.2% Due 10/15/2017	0.00	6,000.00	6,000.00
<b>Apr 2015</b>					<b>0.00</b>	<b>12,426.52</b>	<b>12,426.52</b>
05/14/2015	Interest	3133ECPB4	1,000,000.00	FFCB Note 0.875% Due 5/14/2018	0.00	4,375.00	4,375.00
05/15/2015	Interest	912828VC1	1,450,000.00	US Treasury Note 0.25% Due 5/15/2016	0.00	1,812.50	1,812.50
05/15/2015	Interest	3135G0ES8	2,000,000.00	FNMA Note 1.375% Due 11/15/2016	0.00	13,750.00	13,750.00
05/20/2015	Interest	36962G6K5	1,000,000.00	General Electric Capital Corp Note 1.6% Due 11/20/2017	0.00	8,000.00	8,000.00
05/21/2015	Interest	3135G0WJ8	2,000,000.00	FNMA Note 0.875% Due 5/21/2018	0.00	8,750.00	8,750.00
05/31/2015	Interest	912828SY7	985,000.00	US Treasury Note 0.625% Due 5/31/2017	0.00	3,078.13	3,078.13
<b>May 2015</b>					<b>0.00</b>	<b>39,765.63</b>	<b>39,765.63</b>
06/06/2015	Interest	3133ECR55	2,000,000.00	FFCB Callable Note Cont 6/6/14 0.54% Due 6/6/2016	0.00	5,400.00	5,400.00
06/26/2015	Interest	313383J44	2,000,000.00	FHLB Callable Note 1X 6/26/15 0.75% Due 6/26/2018	0.00	7,500.00	7,500.00
06/27/2015	Interest	313383HQ7	3,000,000.00	FHLB Callable Note 1X 6/24/14 1.2% Due 6/27/2018	0.00	18,000.00	18,000.00
06/27/2015	Interest	3134G4A57	2,000,000.00	FHLMC Callable Note 1X 6/24/14 1.25% Due 6/27/2018	0.00	12,500.00	12,500.00
<b>Jun 2015</b>					<b>0.00</b>	<b>43,400.00</b>	<b>43,400.00</b>
07/01/2015	Maturity	94974BFE5	1,050,000.00	Wells Fargo Corp Note 1.5% Due 7/1/2015	1,050,000.00	7,875.00	1,057,875.00
07/12/2015	Interest	3133ECLB8	2,000,000.00	FFCB Callable Note Cont 7/12/13 0.45% Due 7/12/2016	0.00	4,500.00	4,500.00
07/15/2015	Interest	912828UG3	1,175,000.00	US Treasury Note 0.375% Due 1/15/2016	0.00	2,203.13	2,203.13
07/30/2015	Interest	313381RE7	2,000,000.00	FHLB Callable Note Qtrly 7/30/13 1% Due 1/30/2018	0.00	10,000.00	10,000.00
07/30/2015	Interest	3136G1AZ2	2,000,000.00	FNMA Callable Note Qtrly 1/30/14 1% Due 1/30/2018	0.00	10,000.00	10,000.00
07/30/2015	Interest	3135G0TK9	2,000,000.00	FNMA Callable Note Qtrly 7/30/13 1.05% Due 1/30/2018	0.00	10,500.00	10,500.00
<b>Jul 2015</b>					<b>1,050,000.00</b>	<b>57,578.13</b>	<b>1,107,578.13</b>





### Cash Flow Report

From 03/31/2015

Payment Date	Transaction Type	CUSIP	Quantity	Security Description	Principal Amount	Income	Total Amount
07/31/2015	Interest	912828SD3	1,000,000.00	US Treasury Note 1.25% Due 1/31/2019	0.00	6,250.00	6,250.00
07/31/2015	Interest	912828H52	1,000,000.00	US Treasury Note 1.25% Due 1/31/2020	0.00	6,250.00	6,250.00
<b>Jul 2015</b>					<b>1,050,000.00</b>	<b>57,578.13</b>	<b>1,107,578.13</b>
08/14/2015	Interest	3134G34Y3	3,000,000.00	FHLMC Callable Note Qtrly 5/14/13 1% Due 2/14/2018	0.00	15,000.00	15,000.00
08/14/2015	Interest	3135G0UD3	2,000,000.00	FNMA Callable Note Qtrly 2/14/14 1.01% Due 2/14/2018	0.00	10,100.00	10,100.00
08/15/2015	Interest	02665WAH4	1,000,000.00	American Honda Finance Note 2.25% Due 8/15/2019	0.00	11,250.00	11,250.00
08/16/2015	Interest	313380A80	2,000,000.00	FHLB Callable Note Cont 11/16/12 1% Due 8/16/2017	0.00	10,000.00	10,000.00
08/21/2015	Interest	3136G1CJ6	2,000,000.00	FNMA Callable Note Qtrly 2/21/14 0.75% Due 2/21/2018	0.00	7,500.00	7,500.00
<b>Aug 2015</b>					<b>0.00</b>	<b>53,850.00</b>	<b>53,850.00</b>
09/11/2015	Interest	06406HCW7	1,000,000.00	Bank of New York Callable Note Cont 8/11/2019 2.3% Due 9/11/2019	0.00	11,500.00	11,500.00
09/28/2015	Interest	3135G0CM3	2,000,000.00	FNMA Note 1.25% Due 9/28/2016	0.00	12,500.00	12,500.00
<b>Sep 2015</b>					<b>0.00</b>	<b>24,000.00</b>	<b>24,000.00</b>
10/15/2015	Interest	68389XAN5	1,000,000.00	Oracle Corp Note 1.2% Due 10/15/2017	0.00	6,000.00	6,000.00
<b>Oct 2015</b>					<b>0.00</b>	<b>6,000.00</b>	<b>6,000.00</b>
11/14/2015	Interest	3133ECPB4	1,000,000.00	FFCB Note 0.875% Due 5/14/2018	0.00	4,375.00	4,375.00
11/15/2015	Interest	3135G0ES8	2,000,000.00	FNMA Note 1.375% Due 11/15/2016	0.00	13,750.00	13,750.00
11/15/2015	Interest	912828VC1	1,450,000.00	US Treasury Note 0.25% Due 5/15/2016	0.00	1,812.50	1,812.50
11/20/2015	Interest	36962G6K5	1,000,000.00	General Electric Capital Corp Note 1.6% Due 11/20/2017	0.00	8,000.00	8,000.00
11/21/2015	Interest	3135G0WJ8	2,000,000.00	FNMA Note 0.875% Due 5/21/2018	0.00	8,750.00	8,750.00
11/30/2015	Interest	912828SY7	985,000.00	US Treasury Note 0.625% Due 5/31/2017	0.00	3,078.13	3,078.13
<b>Nov 2015</b>					<b>0.00</b>	<b>39,765.63</b>	<b>39,765.63</b>



### Cash Flow Report

From 03/31/2015

Payment Date	Transaction Type	CUSIP	Quantity	Security Description	Principal Amount	Income	Total Amount
12/06/2015	Interest	3133ECR55	2,000,000.00	FFCB Callable Note Cont 6/6/14 0.54% Due 6/6/2016	0.00	5,400.00	5,400.00
12/26/2015	Interest	313383J44	2,000,000.00	FHLB Callable Note 1X 6/26/15 0.75% Due 6/26/2018	0.00	17,444.44	17,444.44
12/27/2015	Interest	3134G4A57	2,000,000.00	FHLMC Callable Note 1X 6/24/14 1.25% Due 6/27/2018	0.00	12,500.00	12,500.00
12/27/2015	Interest	313383HQ7	3,000,000.00	FHLB Callable Note 1X 6/24/14 1.2% Due 6/27/2018	0.00	18,000.00	18,000.00
<b>Dec 2015</b>					<b>0.00</b>	<b>53,344.44</b>	<b>53,344.44</b>
01/12/2016	Interest	3133ECLB8	2,000,000.00	FFCB Callable Note Cont 7/12/13 0.45% Due 7/12/2016	0.00	4,500.00	4,500.00
01/15/2016	Dividend	90LAIF\$00	22,378,522.33	Local Agency Investment Fund State Pool	0.00	15,333.88	15,333.88
01/15/2016	Maturity	912828UG3	1,175,000.00	US Treasury Note 0.375% Due 1/15/2016	1,175,000.00	2,203.13	1,177,203.13
01/30/2016	Interest	3135G0TK9	2,000,000.00	FNMA Callable Note Qtrly 7/30/13 1.05% Due 1/30/2018	0.00	10,500.00	10,500.00
01/30/2016	Interest	3136G1AZ2	2,000,000.00	FNMA Callable Note Qtrly 1/30/14 1% Due 1/30/2018	0.00	10,000.00	10,000.00
01/30/2016	Interest	313381RE7	2,000,000.00	FHLB Callable Note Qtrly 7/30/13 1% Due 1/30/2018	0.00	10,000.00	10,000.00
01/31/2016	Interest	912828SD3	1,000,000.00	US Treasury Note 1.25% Due 1/31/2019	0.00	6,250.00	6,250.00
01/31/2016	Interest	912828H52	1,000,000.00	US Treasury Note 1.25% Due 1/31/2020	0.00	6,250.00	6,250.00
<b>Jan 2016</b>					<b>1,175,000.00</b>	<b>65,037.01</b>	<b>1,240,037.01</b>
02/14/2016	Interest	3134G34Y3	3,000,000.00	FHLMC Callable Note Qtrly 5/14/13 1% Due 2/14/2018	0.00	15,000.00	15,000.00
02/14/2016	Interest	3135G0UD3	2,000,000.00	FNMA Callable Note Qtrly 2/14/14 1.01% Due 2/14/2018	0.00	10,100.00	10,100.00
02/15/2016	Interest	02665WAH4	1,000,000.00	American Honda Finance Note 2.25% Due 8/15/2019	0.00	11,250.00	11,250.00
02/16/2016	Interest	313380A80	2,000,000.00	FHLB Callable Note Cont 11/16/12 1% Due 8/16/2017	0.00	10,000.00	10,000.00
02/21/2016	Interest	3136G1CJ6	2,000,000.00	FNMA Callable Note Qtrly 2/21/14 0.75% Due 2/21/2018	0.00	7,500.00	7,500.00
<b>Feb 2016</b>					<b>0.00</b>	<b>53,850.00</b>	<b>53,850.00</b>
03/11/2016	Interest	06406HCW7	1,000,000.00	Bank of New York Callable Note Cont 8/11/2019 2.3% Due 9/11/2019	0.00	11,500.00	11,500.00
<b>Mar 2016</b>					<b>0.00</b>	<b>24,000.00</b>	<b>24,000.00</b>



### Cash Flow Report

From 03/31/2015

Payment Date	Transaction Type	CUSIP	Quantity	Security Description	Principal Amount	Income	Total Amount
03/28/2016	Interest	3135G0CM3	2,000,000.00	FNMA Note 1.25% Due 9/28/2016	0.00	12,500.00	12,500.00
<b>Mar 2016</b>					<b>0.00</b>	<b>24,000.00</b>	<b>24,000.00</b>
<b>Total</b>					<b>2,225,000.00</b>	<b>473,017.36</b>	<b>2,698,017.36</b>

**CITY OF COSTA MESA**  
**SUMMARY OF CASH HELD IN TRUST**  
**AS OF MARCH 31, 2015**

**Costa Mesa PFA Refunding Certificates of Participation, 2003 (Public Facilities Project)**

Trustee: The Bank of New York Trust Company, N.A.

Fund	Investment Type	Issuer	Maturity Date	Cost	Par	Market Value	Rate
Reserve Fund	U.S. Govt. Obligation Fund	Wells Fargo Treasury Plus Money Market	Open	\$ 1,273,250.35	\$ 1,273,250.35	\$ 1,273,250.35	0.010
Lease Payment Fund	U.S. Govt. Obligation Fund	Wells Fargo Treasury Plus Money Market	Open	101,387.50	101,387.50	101,387.50	-
	Ending Balances			<u>\$ 1,374,637.85</u>	<u>1,374,637.85</u>	<u>1,374,637.85</u>	

**Costa Mesa PFA Revenue Refunding Bonds Series 2006A**

Trustee: U. S. Bank Corporate Trust Services

Fund	Investment Type	Issuer	Maturity Date	Cost	Par	Market Value	Rate
Capital Improvement Fund	Treasury Obligations Fund	First American Funds	Open	\$ 159,857.29	\$ 159,857.29	\$ 159,857.29	-
Local Obligation	Note Secured by Real Estate	City of Costa Mesa	08/01/2021	1,255,000.00	1,255,000.00	1,255,000.00	8.30
Revenue Fund	Treasury Obligations Fund	First American Funds	Open	90,011.87	90,011.87	90,011.87	-
Reserve Fund	Treasury Obligations Fund	First American Funds	Open	224,755.00	224,755.00	224,755.00	-
Expense Fund	Treasury Obligations Fund	First American Funds	Open	4,987.34	4,987.34	4,987.34	-
Surplus Fund	Treasury Obligations Fund	First American Funds	Open	161,880.55	161,880.55	161,880.55	-
	Ending Balances			<u>\$ 1,896,492.05</u>	<u>1,896,492.05</u>	<u>1,896,492.05</u>	

**Costa Mesa PFA Certificates of Participation, 2007 (Police Facility Expansion & Renovation Project)**

Trustee: The Bank of New York Mellon Trust Company, N.A.

Fund	Investment Type	Issuer	Maturity Date	Cost	Par	Market Value	Rate
Reserve Fund	U.S. Govt. Obligation Fund	Wells Fargo Treasury Plus Money Market	Open	\$ 2,297,204.39	\$ 2,297,204.39	\$ 2,297,204.39	-
Lease Payment Fund	U.S. Govt. Obligation Fund	Wells Fargo Treasury Plus Money Market	Open	437,001.88	437,001.88	437,001.88	-
	Ending Balances			<u>\$ 2,734,206.27</u>	<u>2,734,206.27</u>	<u>2,734,206.27</u>	

**City of Costa Mesa Workers Compensation Account**

Trustee: Adminsure

Fund	Investment Type	Issuer	Maturity Date	Cost	Par	Market Value	Rate
Workers Compensation	Checking Account	Bank of America	Open	\$ 28,328.55	28,328.55	28,328.55	-
	Ending Balances			<u>\$ 28,328.55</u>	<u>28,328.55</u>	<u>28,328.55</u>	

**City of Costa Mesa Bail Account**

Trustee: City of Costa Mesa

Fund	Investment Type	Issuer	Maturity Date	Cost	Par	Market Value	Rate
Bail Account	Checking Account	Bank of America	Open	\$ 10.00	10.00	10.00	-
	Ending Balances			<u>\$ 10.00</u>	<u>10.00</u>	<u>10.00</u>	

**City of Costa Mesa Joint Powers Employee Benefit Authority**

Trustee: City of Costa Mesa

Fund	Investment Type	Issuer	Maturity Date	Cost	Par	Market Value	Rate
Medical Premium Retirement Benefit Plan	Checking Account	Bank of America	Open	\$ 162,393.98	162,393.98	162,393.98	(1)
	Ending Balances			<u>\$ 162,393.98</u>	<u>162,393.98</u>	<u>162,393.98</u>	

**City of Costa Mesa HOME Program Fund**

Trustee: AmeriNational

Fund	Investment Type	Issuer	Maturity Date	Cost	Par	Market Value	Rate
HOME Program Escrow Account	Checking Account		Open	\$ 49,223.00	49,223.00	49,223.00	(1)
	Ending Balances			<u>\$ 49,223.00</u>	<u>49,223.00</u>	<u>49,223.00</u>	

**800 MHz Quarterly Reserve Fund**

Trustee: Orange County Investment Pool

Fund	Investment Type	Issuer	Maturity Date	Cost	Par	Market Value	Rate
Reserve Fund	Money Market Fund	Orange County Investment Pool	Open	\$ 8,075.27	8,075.27	8,075.27	(1)
Cost Sharing							
Infrastructure/Sustainability	Money Market Fund	Orange County Investment Pool	Open	239,881.36	239,881.36	239,881.36	
	Ending Balances			<u>\$ 247,956.63</u>	<u>247,956.63</u>	<u>247,956.63</u>	

**CITY OF COSTA MESA**  
**SUMMARY OF CASH HELD IN TRUST**  
**AS OF MARCH 31, 2015**

**All American Asphalt**

Trustee: Community Bank

Fund	Investment Type	Issuer	Maturity Date	Cost	Par	Market Value	Rate
Escrow Account #3776	Savings Account	Community Bank	Open	102,676.12	102,676.12	102,676.12	(1)
	Ending Balances			<u>\$ 102,676.12</u>	<u>102,676.12</u>	<u>102,676.12</u>	

**All American Asphalt**

Trustee: Bank of Sacramento

Fund	Investment Type	Issuer	Maturity Date	Cost	Par	Market Value	Rate
Escrow Account #180	Savings Account	Bank of Sacramento	Open	139,473.50	139,473.50	139,473.50	(1)
	Ending Balances			<u>\$ 139,473.50</u>	<u>139,473.50</u>	<u>139,473.50</u>	

**R J Noble Co/Rehabilitation of Arterial Streets**

Trustee: Bank of Sacramento

Fund	Investment Type	Issuer	Maturity Date	Cost	Par	Market Value	Rate
Escrow Account #196	Savings Account	Bank of Sacramento	Open	\$ 46,639.49	\$ 46,639.49	\$ 46,639.49	(1)
Escrow Account #200	Savings Account	Bank of Sacramento	Open	94,816.07	94,816.07	94,816.07	(1)
	Ending Balances			<u>\$ 141,455.56</u>	<u>141,455.56</u>	<u>141,455.56</u>	

**GRAND TOTALS**

\$ 6,876,853.51      \$ 6,876,853.51      \$ 6,876,853.51

Market Values provided by U.S. Bank Corporate Trust Services, The Bank of New York Mellon Trust Company, N.A., Premier Commercial Bank, Community Bank, Bank of Sacramento, Orange County Investment Pool and Bank of America.

(1) Monthly rates/balances are not available. Balances are as of March 31, 2015