



**CITY OF COSTA MESA
FINANCE DEPARTMENT
INTEROFFICE MEMORANDUM**

**TO: HONORABLE CITY COUNCIL
TOM HATCH, CHIEF EXECUTIVE OFFICER**

FROM: STEPHEN DUNIVENT, INTERIM FINANCE DIRECTOR

DATE: AUGUST 27, 2015

SUBJECT: TREASURER'S REPORT FOR THE MONTH OF JULY, 2015

Attached is the Treasurer's Report for the month of July 2015. This performance report lists the various types of securities, institutions from which the securities were purchased, maturity dates and interest rates for all securities held in the City's investment portfolio as of the end of the reporting period. All of the City's investments as of July 31, 2015 are in compliance with the Investment Policy and the California Government Code except as otherwise noted or disclosed herein. All market values provided in this report were obtained from The Bank of New York Mellon, except for the Local Agency Investment Fund (LAIF). Market values for LAIF were provided by the State Treasurer's Office. The market value shown for the City's LAIF investment represents the City's contractual rights to its LAIF account and does not represent the value of the underlying portfolio securities.

SUMMARY

Beginning Book Value	\$102,660,392.11
Deposits/Acquisitions	4,428,010.78
Withdrawals/Dispositions	<u>(17,691,119.89)</u>
Ending Book Value	\$89,397,283.00

As of July 31, 2015, the City has adequate cash reserves necessary to meet its obligations for the next six months.

The following security matured during the month of July 2015:

<u>Type of Investment</u>	<u>Maturity Date</u>	<u>Cost</u>	<u>Coupon Interest Rate</u>
Wells Fargo Note	07/01/2015	\$1,050,000	1.50%

The following securities were purchased during the month of July 2015:

<u>Type of Investment</u>	<u>Purchase Date</u>	<u>Cost</u>	<u>Coupon Interest Rate</u>	<u>Yield to Maturity</u>	<u>Yield to Call</u>	<u>Maturity Date</u>
FHLMC	07/09/2015	\$1,001,230.00	0.750%	0.688%	N/A	07/14/2017
US Treasury Note	07/09/2015	\$850,301.68	1.500%	1.492%	N/A	05/31/2020
Eli Lilly & Co Note	07/13/2015	\$653,952.00	1.950%	1.778%	N/A	03/15/2019
Wells Fargo Note	07/13/2015	\$647,900.50	2.150%	2.225%	N/A	01/30/2020

There were no securities sold or called during the month of July 2015.

COMPLIANCE REPORTING

The City held two Lehman Brothers Medium-Term Corporate Notes in its investment portfolio. The total amount invested in these two securities stated at cost was \$5,049,700. Lehman Brothers filed for bankruptcy protection status on September 15, 2008 and the debt rating fell from A2 to B3- on that date. The market value loss of \$4,107,075 for the securities was recorded on the City's general ledger in September 2008, and is updated annually. The current estimates for recoveries through the bankruptcy proceedings are unknown.

In April 2011, the City joined the Ad Hoc Group of Lehman Brothers Creditors to help maximize the recovery through bankruptcy proceedings and to protect the City's interest in the Lehman Brother's bankruptcy. The Ad Hoc Group filed a "Creditor's Plan" with the U.S. Bankruptcy Court in Manhattan which would provide a better recovery to creditors of the original Lehman parent company while offering a smaller payout to some creditors of Lehman subsidiaries. On December 6, 2011, the Bankruptcy Court entered an order confirming the Debtors' Chapter 11 Plan. The following table summarizes the distributions received:

Distributions:	
April 14, 2012	\$ 301,889.87
October 1, 2012	192,024.40
April 4, 2013	250,360.80
August 30, 2013	59,207.00
October 3, 2013	289,015.00
April 4, 2014	320,756.26
October 2, 2014	232,982.52
April 2, 2015	160,218.22
Total	<u>\$1,806,454.07</u>

The Debtors will make distributions of cash available in accordance with the plan semi-annually around March 30 and September 30 of each year.

The City semi-annually estimates the value of Lehman Brothers investment claim held in escrow with Lehman Brothers Holdings, Inc.. This evaluation is primarily based on the cash distributions that have been received to date as well as distributions anticipated in the future. With the most recent distributions on April 2, 2015, the City has received 36 cents of every dollar invested originally in the Lehman Brothers investments. As of July 31, 2015, staff estimated the value of the Lehman Brothers investment claim at \$259,171.

The investment portfolio is in compliance with the City's adopted investment policy and applicable state laws in all other respects during, and as of, the end of the reporting period.

If you have any questions or need additional information, feel free to contact me directly.



STEPHEN DUNIVENT
Interim Finance Director

- Attachments: 1 – Pooled Cash and Investments by Fund as of July 31, 2015
2 – General Fund Cash Position over the past five calendar years
3 – Investment Report for the month of July, 2015

ATTACHMENT 1

**POOLED CASH AND INVESTMENTS BY FUND
AS OF JULY 31, 2015**

FUND NO	FUND NAME	AMOUNT
101	General Fund	\$ 31,368,076.34 *
201	Special Gas Tax Fund	9,128,340.35
202	Prop. 172 - Public Safety Fund	(33,425.72)
203	Air Quality Improvement Fund (AB 2766)	353,485.24
205	HUD -HOME Program-HOME Investment Partnership Act	63,819.38
207	HUD -Community Development Block Grant Program Fund	9,973.36
208	Park Development Fees Fund	2,148,286.70
209	Drainage Fees Fund	1,274,746.76
213	Supplemental Law Enforcement Services Fund (SLESF)	(107,035.47)
214	Traffic Impact Fees Fund	3,160,920.91
216	Rental Rehabilitation Program Fund	17,174.34
217	Narcotics Forfeiture Fund	2,138,623.26
218	Fire System Development Fees Fund	349,575.24
219	Local Law Enforcement Block	(4,523.64)
220	Office of Traffic Safety	(32,099.86)
222	Costa Mesa Housing Authority	924,756.40
401	Capital Improvements Fund	13,868,262.55
403	Measure "M" Construction Fund	1,200,883.88
409	Vehicle Parking District #1 Fund	15,158.54
410	Vehicle Parking District #2 Fund	28,467.70
413	Golf Course Improvement Fund	274,707.08
414	Measure "M" Turnback Fund	165,882.46
415	Measure "M" 2 Construction Fund	(2,166,286.77)
416	Measure "M" 2 Fairshare Fund	4,907,923.12
601	Equipment Maintenance and Replacement Fund	5,049,182.25
602	Self-Insurance Fund - Liab/W.C./Unemployment	3,716,493.14
603	IT Replacement Fund	100,206.97
701	Deposits	4,018,915.79
704	CFD 91-1 Fund	0.00
705	Costa Mesa Community Foundation	107,022.60
755	Police Retirement - 1% Supplemental	594,478.34
	Total Pooled Cash & Investments	<u>\$ 82,641,991.24 **</u>

* Council has designated \$14.125 million in General Fund balance for emergency reserves.

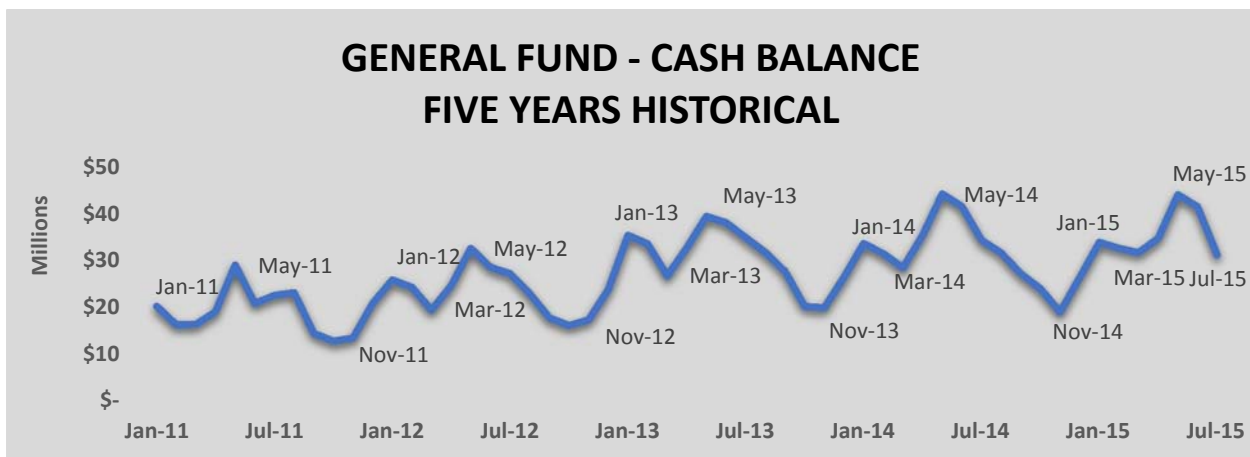
** Reconciliation of Total Pooled Cash & Investments to Portfolio Total End Cost Value:

Total Pooled Cash & Investments	\$ 82,641,991.24
Market Value Adjustment	256,711.73
Cash Held in Trust	6,498,580.03
Portfolio Total End Cost Value (Attachment 3)	<u>\$ 89,397,283.00</u>

GENERAL FUND CASH POSITION

The City’s General Fund receives its most significant revenues, such as sales tax and property tax, several times during the year. However it pays for majority of the City’s operational expenditures throughout the year. The in-flows and out-flows of the General Fund cash are closely monitored by Finance staff. The flowing is a summary of the General Fund historical ending cash balances over the past five calendar years:

HISTORICAL TREASURER'S REPORT GENERAL FUND CASH BALANCE (IN MILLIONS)					
	CY 2011	CY 2012	CY 2013	CY 2014	CY 2015
January	\$ 20.4	\$ 26.0	\$ 35.6	\$ 33.8	\$ 34.1
February	16.4	24.4	33.7	31.7	32.8
March	16.5	19.6	27.0	28.6	31.9
April	19.2	24.8	33.0	35.6	34.9
May	29.2	32.8	39.6	44.4	44.3
June	21.0	28.7	38.3	41.8	41.7
July	22.7	27.3	35.0	34.5	31.4
August	23.3	23.1	31.9	31.8	
September	14.6	17.9	27.8	27.3	
October	12.9	16.3	20.3	24.2	
November	13.6	17.5	20.1	19.1	
December	21.0	24.0	26.6	26.6	



As indicated in the above graph, the General Fund’s cash balance typically peaks at May of each year and dips to the lowest point around October and November. Overall, the General Fund’s cash balance has been steadily increased comparing to the same time period in prior years. All other activities appears reasonable and consistent with staff’s expectations.



Monthly Account Statement

City of Costa Mesa Consolidated

July 1, 2015 through July 31, 2015

Chandler Team

For questions about your account,
please call (800) 317-4747 or
Email operations@chandlerasset.com

Custodian

Bank of New York Mellon
Christy Sheppard

Information contained herein is confidential. We urge you to compare this statement to the one you receive from your qualified custodian. Prices are provided by IDC, an independent pricing source.



PORTFOLIO CHARACTERISTICS

Average Duration	1.31
Average Coupon	0.74 %
Average Purchase YTM	0.74 %
Average Market YTM	0.75 %
Average S&P/Moody Rating	AA/Aa1
Average Final Maturity	1.50 yrs
Average Life	1.49 yrs

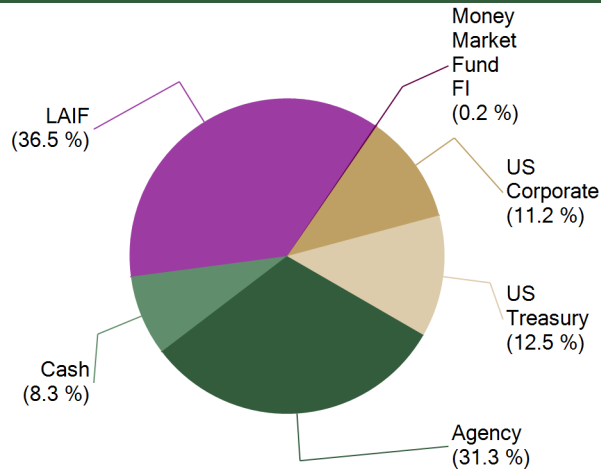
ACCOUNT SUMMARY

	Beg. Values as of 6/30/15	End Values as of 7/31/15
Market Value	102,700,058	89,495,084
Accrued Interest	170,578	137,640
Total Market Value	102,870,636	89,632,725
Income Earned	57,573	58,980
Cont/WD		
Par	107,298,195	94,043,829
Book Value	102,660,392	89,397,283
Cost Value	102,660,392	89,397,283

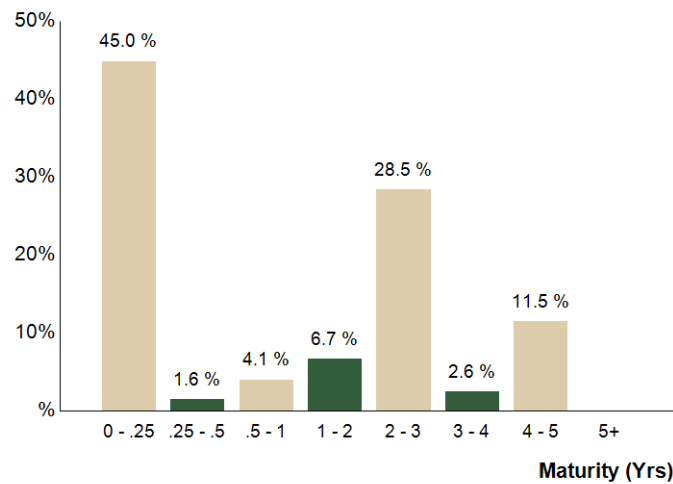
TOP ISSUERS

Issuer	% Portfolio
Local Agency Investment Fund	36.5 %
Federal National Mortgage Assoc	13.4 %
Government of United States	12.5 %
Federal Home Loan Bank	7.8 %
Bank Cash Account	7.3 %
Federal Home Loan Mortgage Corp	6.7 %
Federal Farm Credit Bank	3.3 %
Honda Motor Corporation	1.1 %
	88.7 %

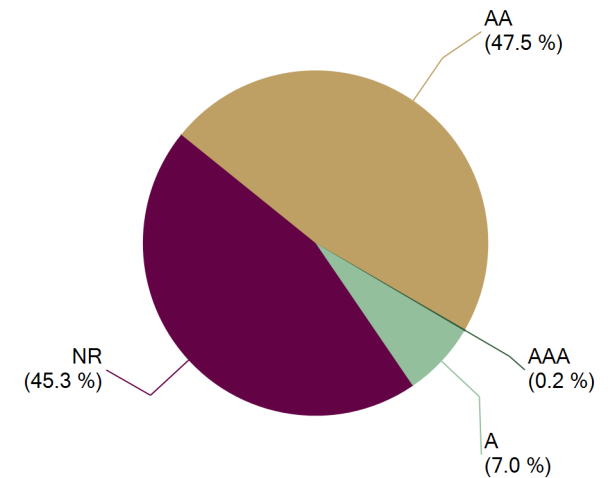
SECTOR ALLOCATION



MATURITY DISTRIBUTION



CREDIT QUALITY (S&P)





City of Costa Mesa Consolidated

July 31, 2015

COMPLIANCE WITH INVESTMENT POLICY

This portfolio is a consolidation of assets managed by Chandler Asset Management and assets managed internally by Client. Chandler relies on Client to provide accurate information for reporting assets and producing this compliance statement.

Category	Standard	Comment
Treasury Issues	No limitations	Complies
Federal Agencies	No maximum limitations; 35% per issuer	Complies
Municipal Securities	"A" or higher by at least one NRSRO; 5% max issuer; 5 years max maturity	Complies
Banker's Acceptances	"A-1" or higher short term rating by at least one NRSRO; "A" or higher by at least one NRSRO if long term debt issued; 40% maximum; 5% max per issuer; 180 days max maturity	Complies
Certificates of Deposit/Bank and Time Deposits	"A" or higher by at least one NRSRO; "A-1" or higher short term rating by at least one NRSRO; 20% maximum; 5 years max maturity; FDIC Insurance and/or Collateralization	Complies
Negotiable Certificates of Deposit and CD Placement Service	"A" or higher by at least one NRSRO if long term debt; "A-1" or higher short term rating by at least one NRSRO; 30% maximum; 5% max issuer; 5 years max maturity	Complies
Repurchase Agreements	>102% collateralization; 30% maximum; 1 year max maturity	Complies
Commercial Paper	"A-1" rated or equivalent by at least one NRSRO; "A" or higher by at least one NRSRO if long term debt issued; 25% maximum; 5% max per issuer; 270 days maximum maturity; US issuer; > \$500 million in assets	Complies
Medium Term Notes	"A" or better by at least one NRSRO; 30% maximum; 5% max per issuer; 5 years max maturity; US issuer	Complied at time of purchase*
Asset-Backed, Mortgage-Backed Securities, CMOs	"AA" or better by one NRSRO; "A" or higher rating for the issuer's debt by one NRSRO; 20% maximum; 5 years max maturity	Complies
Money Market Mutual Funds	"AAA" rating by not less than two NRSROs or SEC registered; 20% maximum; Min \$500 million under management	Complies
LAIF	\$50 million limit currently permitted by LAIF	Complies
County Pool	Not used by investment adviser	Complies
Maximum Maturity	5 years (Any investment extending 5 years requires prior City Council approval); 20% of the portfolio must mature within one year	Complies

*Lehman Brothers (LEH) filed for bankruptcy on September 15, 2008. The city owns \$5M par of LEH.



Holdings Report

As of 7/31/15

CUSIP	Security Description	Par Value/Units	Purchase Date Book Yield	Cost Value Book Value	Mkt Price Mkt YTM	Market Value Accrued Int.	% of Port. Gain/Loss	Moody/S&P Fitch	Maturity Duration
AGENCY									
3133ECLB8	FFCB Callable Note Cont 7/12/13 0.45% Due 7/12/2016	2,000,000.00	04/29/2013 0.46 %	1,999,500.00 1,999,500.00	99.99 0.46 %	1,999,880.00 475.00	2.23 % 380.00	Aaa / AA+ AAA	0.95 0.52
3135G0CM3	FNMA Note 1.25% Due 9/28/2016	2,000,000.00	05/17/2013 0.49 %	2,050,520.00 2,050,520.00	100.89 0.48 %	2,017,794.00 8,541.67	2.26 % (32,726.00)	Aaa / AA+ AAA	1.16 1.15
3135G0ES8	FNMA Note 1.375% Due 11/15/2016	2,000,000.00	05/17/2013 0.52 %	2,058,980.00 2,058,980.00	101.12 0.50 %	2,022,464.00 5,805.56	2.26 % (36,516.00)	Aaa / AA+ AAA	1.30 1.28
3137EADV8	FHLMC Note 0.75% Due 7/14/2017	1,000,000.00	07/08/2015 0.69 %	1,001,230.00 1,001,230.00	99.92 0.79 %	999,225.00 1,291.67	1.12 % (2,005.00)	Aaa / AA+ AAA	1.96 1.93
313380A80	FHLB Callable Note Cont 11/16/12 1% Due 8/16/2017	2,000,000.00	07/19/2012 1.00 %	2,000,000.00 2,000,000.00	100.00 1.00 %	2,000,080.00 9,166.67	2.24 % 80.00	Aaa / AA+ AAA	2.05 0.83
3136G1AZ2	FNMA Callable Note Qtrly 1/30/14 1% Due 1/30/2018	2,000,000.00	01/04/2013 1.00 %	2,000,000.00 2,000,000.00	99.55 1.18 %	1,991,060.00 55.56	2.22 % (8,940.00)	Aaa / AA+ AAA	2.50 1.84
313381RE7	FHLB Callable Note Qtrly 7/30/13 1% Due 1/30/2018	2,000,000.00	01/14/2013 1.00 %	2,000,000.00 2,000,000.00	99.78 1.09 %	1,995,600.00 55.56	2.23 % (4,400.00)	Aaa / AA+ AAA	2.50 1.55
3135G0TK9	FNMA Callable Note Qtrly 7/30/13 1.05% Due 1/30/2018	2,000,000.00	01/14/2013 1.05 %	2,000,000.00 2,000,000.00	99.84 1.12 %	1,996,820.00 58.33	2.23 % (3,180.00)	Aaa / AA+ AAA	2.50 1.51
3135G0UD3	FNMA Callable Note Qtrly 2/14/14 1.01% Due 2/14/2018	2,000,000.00	01/24/2013 1.01 %	2,000,000.00 2,000,000.00	99.92 1.04 %	1,998,340.00 9,370.56	2.24 % (1,660.00)	Aaa / AA+ AAA	2.55 1.50
3134G34Y3	FHLMC Callable Note Qtrly 5/14/13 1% Due 2/14/2018	3,000,000.00	01/24/2013 1.01 %	2,998,500.00 2,998,500.00	99.69 1.13 %	2,990,640.00 13,916.67	3.35 % (7,860.00)	Aaa / AA+ AAA	2.55 1.82
3133ECPB4	FFCB Note 0.875% Due 5/14/2018	1,000,000.00	05/17/2013 0.92 %	997,810.00 997,810.00	99.54 1.04 %	995,398.00 1,871.53	1.11 % (2,412.00)	Aaa / AA+ AAA	2.79 2.74
3135G0WJ8	FNMA Note 0.875% Due 5/21/2018	2,000,000.00	05/17/2013 0.94 %	1,993,660.00 1,993,660.00	99.56 1.04 %	1,991,160.00 3,402.78	2.23 % (2,500.00)	Aaa / AA+ AAA	2.81 2.76
313383HQ7	FHLB Callable Note 1X 6/24/14 1.2% Due 6/27/2018	3,000,000.00	05/30/2013 1.20 %	3,000,000.00 3,000,000.00	100.17 1.14 %	3,005,037.00 3,400.00	3.36 % 5,037.00	Aaa / AA+ AAA	2.91 2.85
3134G4A57	FHLMC Callable Note 1X 6/24/14 1.25% Due 6/27/2018	2,000,000.00	05/31/2013 1.25 %	2,000,000.00 2,000,000.00	100.41 1.11 %	2,008,258.00 2,361.11	2.24 % 8,258.00	Aaa / AA+ AAA	2.91 2.84
Total Agency		28,000,000.00	0.92 %	28,100,200.00 28,100,200.00	0.95 %	28,011,756.00 59,772.67	31.32 % (88,444.00)	Aaa / AA+ Aaa	2.27 1.79
CASH									
90BASIS01	Bank of America Checking Account	908,259.84	Various 0.00 %	908,259.84 908,259.84	1.00 0.00 %	908,259.84 0.00	1.01 % 0.00	NR / NR NR	0.00 0.00
90COCM\$00	Summary of Cash Held in Trust *See Details (Attached)	6,498,580.03	Various 0.00 %	6,498,580.03 6,498,580.03	1.00 0.00 %	6,498,580.03 0.00	7.25 % 0.00	NR / NR NR	0.00 0.00
Total Cash		7,406,839.87	N/A	7,406,839.87 7,406,839.87	0.00 %	7,406,839.87 0.00	8.26 % 0.00	NR / NR NR	0.00 0.00



Holdings Report

As of 7/31/15

CUSIP	Security Description	Par Value/Units	Purchase Date Book Yield	Cost Value Book Value	Mkt Price Mkt YTM	Market Value Accrued Int.	% of Port. Gain/Loss	Moody/S&P Fitch	Maturity Duration
LAIF									
90LAIF\$00	Local Agency Investment Fund State Pool	32,737,793.66	Various 0.33 %	32,737,793.66 32,737,793.66	1.00 0.33 %	32,737,793.66 12,323.13	36.54 % 0.00	NR / NR NR	0.00 0.00
Total LAIF		32,737,793.66	0.33 %	32,737,793.66	0.33 %	32,737,793.66 12,323.13	36.54 % 0.00	NR / NR NR	0.00 0.00
MONEY MARKET FUND FI									
94975H312	Wells Fargo Advantage Treasury Plus MMF	139,195.75	Various 0.01 %	139,195.75 139,195.75	1.00 0.01 %	139,195.75 0.00	0.16 % 0.00	Aaa / AAA AAA	0.00 0.00
Total Money Market Fund FI		139,195.75	0.01 %	139,195.75	0.01 %	139,195.75 0.00	0.16 % 0.00	Aaa / AAA Aaa	0.00 0.00
US CORPORATE									
525ESCIB7	Lehman Brothers Note-Defaulted Due 1/24/2016	2,500,000.00	04/17/2012 0.00 %	133,248.09 133,248.09	9.38 0.00 %	234,375.00 0.00	0.26 % 101,126.91	NR / NR NR	0.48 0.00
525ESC2W8	Lehman Brothers ESCROW CUSIP - Defaulted Due 2/6/2016	2,500,000.00	04/17/2012 0.00 %	125,923.57 125,923.57	9.38 0.00 %	234,375.00 0.00	0.26 % 108,451.43	NR / NR NR	0.52 0.00
68389XAN5	Oracle Corp Note 1.2% Due 10/15/2017	1,000,000.00	10/30/2013 1.40 %	992,140.00 992,140.00	99.89 1.25 %	998,897.00 3,533.33	1.12 % 6,757.00	A1 / AA- A+	2.21 2.16
36962G6K5	General Electric Capital Corp Note 1.6% Due 11/20/2017	1,000,000.00	11/13/2014 1.38 %	1,006,420.00 1,006,420.00	100.71 1.29 %	1,007,070.00 3,155.56	1.13 % 650.00	A1 / AA+ NR	2.31 2.25
40428HPH9	HSBC USA Inc Note 1.625% Due 1/16/2018	650,000.00	05/12/2015 1.44 %	653,100.50 653,100.50	99.86 1.68 %	649,095.85 440.10	0.72 % (4,004.65)	A2 / A AA-	2.47 2.40
166764AE0	Chevron Corp. Callable Note Cont 5/24/2018 1.718% Due 6/24/2018	650,000.00	05/12/2015 1.36 %	657,104.50 657,104.50	100.60 1.50 %	653,871.40 1,147.72	0.73 % (3,233.10)	Aa1 / AA NR	2.90 2.74
532457BF4	Eli Lilly & Co Note 1.95% Due 3/15/2019	650,000.00	07/08/2015 1.78 %	653,952.00 653,952.00	100.54 1.80 %	653,508.70 4,788.33	0.73 % (443.30)	A2 / AA- A	3.62 3.46
91159HHH6	US Bancorp Callable Note Cont 3/25/2019 2.2% Due 4/25/2019	650,000.00	05/15/2015 1.73 %	661,583.00 661,583.00	101.12 1.88 %	657,286.50 3,813.33	0.74 % (4,296.50)	A1 / A+ AA-	3.74 3.48
02665WAH4	American Honda Finance Note 2.25% Due 8/15/2019	1,000,000.00	02/24/2015 1.92 %	1,013,930.00 1,013,930.00	100.76 2.05 %	1,007,615.00 10,375.00	1.14 % (6,315.00)	A1 / A+ NR	4.04 3.81
06406HCW7	Bank of New York Callable Note Cont 8/11/2019 2.3% Due 9/11/2019	1,000,000.00	02/20/2015 1.99 %	1,013,390.00 1,013,390.00	100.25 2.23 %	1,002,453.00 8,944.44	1.13 % (10,937.00)	A1 / A+ AA-	4.12 3.80
46625HKA7	JP Morgan Chase Callable Note Cont 12/23/2019 2.25% Due 1/23/2020	500,000.00	04/29/2015 2.32 %	498,480.00 498,480.00	98.72 2.55 %	493,619.50 250.00	0.55 % (4,860.50)	A3 / A A+	4.48 4.23
94974BGF1	Wells Fargo Corp Note 2.15% Due 1/30/2020	650,000.00	07/08/2015 2.22 %	647,900.50 647,900.50	99.45 2.28 %	646,392.50 38.82	0.72 % (1,508.00)	A2 / A+ AA-	4.50 4.26



Holdings Report

As of 7/31/15

CUSIP	Security Description	Par Value/Units	Purchase Date Book Yield	Cost Value Book Value	Mkt Price Mkt YTM	Market Value Accrued Int.	% of Port. Gain/Loss	Moody/S&P Fitch	Maturity Duration
US CORPORATE									
24422ESW0	John Deere Capital Corp Note 2.05% Due 3/10/2020	500,000.00	04/29/2015 1.93 %	502,735.00 502,735.00	99.51 2.16 %	497,548.50 4,014.58	0.56 % (5,186.50)	A2 / A NR	4.61 4.34
713448CS5	PepsiCo Inc Callable Note Cont 3/30/2020 1.85% Due 4/30/2020	650,000.00	05/12/2015 2.04 %	644,052.50 644,052.50	98.14 2.27 %	637,889.85 3,039.65	0.72 % (6,162.65)	A1 / A A	4.75 4.50
747525AD5	Qualcomm Inc Note 2.25% Due 5/20/2020	650,000.00	06/03/2015 2.37 %	646,314.50 646,314.50	98.74 2.53 %	641,823.65 2,884.38	0.72 % (4,490.85)	A1 / A+ NR	4.81 4.50
Total US Corporate		14,550,000.00	1.76 %	9,850,274.16 9,850,274.16	1.82 %	10,015,821.45 46,425.24	11.23 % 165,547.29	A1 / A+ A+	3.48 3.27
US TREASURY									
912828UG3	US Treasury Note 0.375% Due 1/15/2016	1,175,000.00	06/05/2014 0.26 %	1,177,252.96 1,177,252.96	100.09 0.17 %	1,176,102.15 203.55	1.31 % (1,150.81)	Aaa / AA+ AAA	0.46 0.46
912828VC1	US Treasury Note 0.25% Due 5/15/2016	1,450,000.00	10/29/2013 0.45 %	1,442,811.50 1,442,811.50	99.98 0.27 %	1,449,773.80 768.34	1.62 % 6,962.30	Aaa / AA+ AAA	0.79 0.79
912828SY7	US Treasury Note 0.625% Due 5/31/2017	985,000.00	11/13/2014 0.81 %	980,540.02 980,540.02	99.96 0.65 %	984,614.87 1,042.86	1.10 % 4,074.85	Aaa / AA+ AAA	1.84 1.82
912828K25	US Treasury Note 0.75% Due 4/15/2018	1,200,000.00	05/15/2015 0.88 %	1,195,410.27 1,195,410.27	99.59 0.91 %	1,195,030.80 2,655.74	1.34 % (379.47)	Aaa / AA+ AAA	2.71 2.67
912828SD3	US Treasury Note 1.25% Due 1/31/2019	1,000,000.00	02/20/2015 1.35 %	996,058.04 996,058.04	100.20 1.19 %	1,002,031.00 33.97	1.12 % 5,972.96	Aaa / AA+ AAA	3.51 3.42
912828H52	US Treasury Note 1.25% Due 1/31/2020	1,000,000.00	02/20/2015 1.53 %	986,683.04 986,683.04	99.09 1.46 %	990,938.00 33.97	1.11 % 4,254.96	Aaa / AA+ AAA	4.51 4.36
912828J84	US Treasury Note 1.375% Due 3/31/2020	1,000,000.00	04/29/2015 1.46 %	996,136.16 996,136.16	99.48 1.49 %	994,844.00 4,620.90	1.12 % (1,292.16)	Aaa / AA+ AAA	4.67 4.48
912828K58	US Treasury Note 1.375% Due 4/30/2020	1,200,000.00	05/15/2015 1.46 %	1,195,269.65 1,195,269.65	99.37 1.51 %	1,192,406.40 4,169.84	1.33 % (2,863.25)	Aaa / AA+ AAA	4.75 4.56
912828XE5	US Treasury Note 1.5% Due 5/31/2020	2,200,000.00	Various 1.57 %	2,192,817.92 2,192,817.92	99.91 1.52 %	2,197,936.40 5,590.17	2.46 % 5,118.48	Aaa / AA+ AAA	4.84 4.63
Total US Treasury		11,210,000.00	1.10 %	11,162,979.56 11,162,979.56	1.04 %	11,183,677.42 19,119.34	12.50 % 20,697.86	Aaa / AA+ Aaa	3.19 3.08
TOTAL PORTFOLIO		94,043,829.28	0.74 %	89,397,283.00 89,397,283.00	0.75 %	89,495,084.15 137,640.38	100.00 % 97,801.15	Aa1 / AA Aaa	1.50 1.31
TOTAL MARKET VALUE PLUS ACCRUED						89,632,724.53			




Transaction Ledger

6/30/15 Thru 7/31/15

Transaction Type	Settlement Date	CUSIP	Quantity	Security Description	Price	Acq/Disp Yield	Amount	Interest Pur/Sold	Total Amount	Gain/Loss
ACQUISITIONS										
Purchase	07/01/2015	94975H312	7,875.00	Wells Fargo Advantage Treasury Plus MMF	1.000	0.01 %	7,875.00	0.00	7,875.00	0.00
Purchase	07/01/2015	94975H312	1,050,000.00	Wells Fargo Advantage Treasury Plus MMF	1.000	0.01 %	1,050,000.00	0.00	1,050,000.00	0.00
Purchase	07/02/2015	94975H312	6.63	Wells Fargo Advantage Treasury Plus MMF	1.000	0.01 %	6.63	0.00	6.63	0.00
Purchase	07/09/2015	3137EADV8	1,000,000.00	FHLMC Note 0.75% Due 7/14/2017	100.123	0.69 %	1,001,230.00	833.33	1,002,063.33	0.00
Purchase	07/09/2015	912828XE5	850,000.00	US Treasury Note 1.5% Due 5/31/2020	100.035	1.49 %	850,301.68	1,358.61	851,660.29	0.00
Purchase	07/12/2015	94975H312	4,500.00	Wells Fargo Advantage Treasury Plus MMF	1.000	0.01 %	4,500.00	0.00	4,500.00	0.00
Purchase	07/13/2015	532457BF4	650,000.00	Eli Lilly & Co Note 1.95% Due 3/15/2019	100.608	1.78 %	653,952.00	4,154.58	658,106.58	0.00
Purchase	07/13/2015	94974BGF1	650,000.00	Wells Fargo Corp Note 2.15% Due 1/30/2020	99.677	2.22 %	647,900.50	6,249.93	654,150.43	0.00
Purchase	07/15/2015	90LAIF\$00	29,113.18	Local Agency Investment Fund State Pool	1.000	0.29 %	29,113.18	0.00	29,113.18	0.00
Purchase	07/15/2015	94975H312	2,203.13	Wells Fargo Advantage Treasury Plus MMF	1.000	0.01 %	2,203.13	0.00	2,203.13	0.00
Purchase	07/16/2015	94975H312	5,281.25	Wells Fargo Advantage Treasury Plus MMF	1.000	0.01 %	5,281.25	0.00	5,281.25	0.00
Purchase	07/23/2015	94975H312	5,625.00	Wells Fargo Advantage Treasury Plus MMF	1.000	0.01 %	5,625.00	0.00	5,625.00	0.00
Purchase	07/30/2015	94975H312	37,409.86	Wells Fargo Advantage Treasury Plus MMF	1.000	0.01 %	37,409.86	0.00	37,409.86	0.00
Purchase	07/31/2015	90COCM\$00	120,112.55	Summary of Cash Held in Trust *See Details (Attached)	1.000		120,112.55	0.00	120,112.55	0.00
Purchase	07/31/2015	94975H312	12,500.00	Wells Fargo Advantage Treasury Plus MMF	1.000	0.01 %	12,500.00	0.00	12,500.00	0.00
	Subtotal		4,424,626.60				4,428,010.78	12,596.45	4,440,607.23	0.00
TOTAL ACQUISITIONS			4,424,626.60				4,428,010.78	12,596.45	4,440,607.23	0.00
DISPOSITIONS										
Sale	07/09/2015	94975H312					1,853,723.62	0.00	1,853,723.62	0.00
Sale	07/13/2015	94975H312	1,312,257.01	Wells Fargo Advantage Treasury Plus MMF	1.000	0.01 %	1,312,257.01	0.00	1,312,257.01	0.00
	Subtotal		3,165,980.63				3,165,980.63	0.00	3,165,980.63	0.00
Maturity	07/01/2015	94974BFE5	1,050,000.00	Wells Fargo Corp Note 1.5% Due 7/1/2015	100.000		1,050,000.00	0.00	1,050,000.00	-12,127.50
	Subtotal		1,050,000.00				1,050,000.00	0.00	1,050,000.00	-12,127.50
Security Withdrawal	07/31/2015	90BASIS\$01	2,663,011.76	Bank of America Checking Account	1.000		2,663,011.76	0.00	2,663,011.76	0.00

The cost should be \$1,062,127.50 to arrive at a loss of \$12,127.50.





Transaction Ledger

6/30/15 Thru 7/31/15

Transaction Type	Settlement Date	CUSIP	Quantity	Security Description	Price	Acq/Disp Yield	Amount	Interest Pur/Sold	Total Amount	Gain/Loss
DISPOSITIONS										
Security Withdrawal	07/31/2015	90LAIF\$00	10,800,000.00	Local Agency Investment Fund State Pool	1.000		10,800,000.00	0.00	10,800,000.00	0.00
	Subtotal		13,463,011.76				13,463,011.76	0.00	13,463,011.76	0.00
TOTAL DISPOSITIONS			17,678,992.39				17,678,992.39	0.00	17,678,992.39	-12,127.50
OTHER TRANSACTIONS										
Interest	07/01/2015	94974BFE5	1,050,000.00	Wells Fargo Corp Note 1.5% Due 7/1/2015	0.000		7,875.00	0.00	7,875.00	0.00
Interest	07/12/2015	3133ECLB8	2,000,000.00	FFCB Callable Note Cont 7/12/13 0.45% Due 7/12/2016	0.000		4,500.00	0.00	4,500.00	0.00
Interest	07/15/2015	912828UG3	1,175,000.00	US Treasury Note 0.375% Due 1/15/2016	0.000		2,203.13	0.00	2,203.13	0.00
Interest	07/16/2015	40428HPH9	650,000.00	HSBC USA Inc Note 1.625% Due 1/16/2018	0.000		5,281.25	0.00	5,281.25	0.00
Interest	07/23/2015	46625HKA7	500,000.00	JP Morgan Chase Callable Note Cont 12/23/2019 2.25% Due 1/23/2020	0.000		5,625.00	0.00	5,625.00	0.00
Interest	07/30/2015	313381RE7	2,000,000.00	FHLB Callable Note Qtrly 7/30/13 1% Due 1/30/2018	0.000		10,000.00	0.00	10,000.00	0.00
Interest	07/30/2015	3135G0TK9	2,000,000.00	FNMA Callable Note Qtrly 7/30/13 1.05% Due 1/30/2018	0.000		10,500.00	0.00	10,500.00	0.00
Interest	07/30/2015	3136G1AZ2	2,000,000.00	FNMA Callable Note Qtrly 1/30/14 1% Due 1/30/2018	0.000		10,000.00	0.00	10,000.00	0.00
Interest	07/30/2015	94974BGF1	650,000.00	Wells Fargo Corp Note 2.15% Due 1/30/2020	0.000		6,909.86	0.00	6,909.86	0.00
Interest	07/31/2015	912828H52	1,000,000.00	US Treasury Note 1.25% Due 1/31/2020	0.000		6,250.00	0.00	6,250.00	0.00
Interest	07/31/2015	912828SD3	1,000,000.00	US Treasury Note 1.25% Due 1/31/2019	0.000		6,250.00	0.00	6,250.00	0.00
	Subtotal		14,025,000.00				75,394.24	0.00	75,394.24	0.00
Dividend	07/02/2015	94975H312	3,237,650.51	Wells Fargo Advantage Treasury Plus MMF	0.000		6.63	0.00	6.63	0.00
Dividend	07/15/2015	90LAIF\$00	3,708,969,663.60	Local Agency Investment Fund State Pool	0.000		29,113.18	0.00	29,113.18	0.00
	Subtotal		3,712,207,314.11				29,119.81	0.00	29,119.81	0.00
TOTAL OTHER TRANSACTIONS			3,726,232,314.11				104,514.05	0.00	104,514.05	0.00



CUSIP	Security Description	Trade Date Settle Date Units	Book Value: Begin Book Value: Acq Book Value: Disp Book Value: End	Prior Accrued Inc. Received Ending Accrued Total Interest	Accr. Of Discount Amort. Of Premium Net Accret/Amort Income Earned	Unreal G/L Total Income
Fixed Income						
02665WAH4	American Honda Finance Note 2.25% Due 08/15/2019	02/24/2015 02/27/2015 1,000,000.00	1,013,930.00 0.00 0.00 1,013,930.00	8,500.00 0.00 10,375.00 1,875.00	0.00 0.00 0.00 1,875.00	0.00 0.00 0.00 1,875.00
06406HCW7	Bank of New York Callable Note Cont 8/11/2019 2.3% Due 09/11/2019	02/20/2015 02/25/2015 1,000,000.00	1,013,390.00 0.00 0.00 1,013,390.00	7,027.78 0.00 8,944.44 1,916.66	0.00 0.00 0.00 1,916.66	0.00 0.00 0.00 1,916.66
166764AE0	Chevron Corp. Callable Note Cont 5/24/2018 1.718% Due 06/24/2018	05/12/2015 05/15/2015 650,000.00	657,104.50 0.00 0.00 657,104.50	217.14 0.00 1,147.72 930.58	0.00 0.00 0.00 930.58	0.00 0.00 0.00 930.58
24422ESW0	John Deere Capital Corp Note 2.05% Due 03/10/2020	04/29/2015 05/04/2015 500,000.00	502,735.00 0.00 0.00 502,735.00	3,160.42 0.00 4,014.58 854.16	0.00 0.00 0.00 854.16	0.00 0.00 0.00 854.16
313380A80	FHLB Callable Note Cont 11/16/12 1% Due 08/16/2017	07/19/2012 08/16/2012 2,000,000.00	2,000,000.00 0.00 0.00 2,000,000.00	7,500.00 0.00 9,166.67 1,666.67	0.00 0.00 0.00 1,666.67	0.00 0.00 0.00 1,666.67
313381RE7	FHLB Callable Note Qtrly 7/30/13 1% Due 01/30/2018	01/14/2013 01/30/2013 2,000,000.00	2,000,000.00 0.00 0.00 2,000,000.00	8,388.89 10,000.00 55.56 1,666.67	0.00 0.00 0.00 1,666.67	0.00 0.00 0.00 1,666.67
313383HQ7	FHLB Callable Note 1X 6/24/14 1.2% Due 06/27/2018	05/30/2013 06/27/2013 3,000,000.00	3,000,000.00 0.00 0.00 3,000,000.00	400.00 0.00 3,400.00 3,000.00	0.00 0.00 0.00 3,000.00	0.00 0.00 0.00 3,000.00
3133ECLB8	FFCB Callable Note Cont 7/12/13 0.45% Due 07/12/2016	04/29/2013 04/30/2013 2,000,000.00	1,999,500.00 0.00 0.00 1,999,500.00	4,225.00 4,500.00 475.00 750.00	0.00 0.00 0.00 750.00	0.00 0.00 0.00 750.00
3133ECPB4	FFCB Note 0.875% Due 05/14/2018	05/17/2013 05/21/2013 1,000,000.00	997,810.00 0.00 0.00 997,810.00	1,142.36 0.00 1,871.53 729.17	0.00 0.00 0.00 729.17	0.00 0.00 0.00 729.17
3134G34Y3	FHLMC Callable Note Qtrly 5/14/13 1% Due 02/14/2018	01/24/2013 02/14/2013 3,000,000.00	2,998,500.00 0.00 0.00 2,998,500.00	11,416.67 0.00 13,916.67 2,500.00	0.00 0.00 0.00 2,500.00	0.00 0.00 0.00 2,500.00



CUSIP	Security Description	Trade Date Settle Date Units	Book Value: Begin Book Value: Acq Book Value: Disp Book Value: End	Prior Accrued Inc. Received Ending Accrued Total Interest	Accr. Of Discount Amort. Of Premium Net Accret/Amort Income Earned	Unreal G/L Total Income
3134G4A57	FHLMC Callable Note 1X 6/24/14 1.25% Due 06/27/2018	05/31/2013 06/27/2013 2,000,000.00	2,000,000.00 0.00 0.00 2,000,000.00	277.78 0.00 2,361.11 2,083.33	0.00 0.00 0.00 2,083.33	0.00 0.00 0.00 2,083.33
3135G0CM3	FNMA Note 1.25% Due 09/28/2016	05/17/2013 05/20/2013 2,000,000.00	2,050,520.00 0.00 0.00 2,050,520.00	6,458.33 0.00 8,541.67 2,083.34	0.00 0.00 0.00 2,083.34	0.00 0.00 0.00 2,083.34
3135G0ES8	FNMA Note 1.375% Due 11/15/2016	05/17/2013 05/20/2013 2,000,000.00	2,058,980.00 0.00 0.00 2,058,980.00	3,513.89 0.00 5,805.56 2,291.67	0.00 0.00 0.00 2,291.67	0.00 0.00 0.00 2,291.67
3135G0TK9	FNMA Callable Note Qtrly 7/30/13 1.05% Due 01/30/2018	01/14/2013 01/30/2013 2,000,000.00	2,000,000.00 0.00 0.00 2,000,000.00	8,808.33 10,500.00 58.33 1,750.00	0.00 0.00 0.00 1,750.00	0.00 0.00 0.00 1,750.00
3135G0UD3	FNMA Callable Note Qtrly 2/14/14 1.01% Due 02/14/2018	01/24/2013 02/14/2013 2,000,000.00	2,000,000.00 0.00 0.00 2,000,000.00	7,687.22 0.00 9,370.56 1,683.34	0.00 0.00 0.00 1,683.34	0.00 0.00 0.00 1,683.34
3135G0WJ8	FNMA Note 0.875% Due 05/21/2018	05/17/2013 05/21/2013 2,000,000.00	1,993,660.00 0.00 0.00 1,993,660.00	1,944.44 0.00 3,402.78 1,458.34	0.00 0.00 0.00 1,458.34	0.00 0.00 0.00 1,458.34
3136G1AZ2	FNMA Callable Note Qtrly 1/30/14 1% Due 01/30/2018	01/04/2013 01/30/2013 2,000,000.00	2,000,000.00 0.00 0.00 2,000,000.00	8,388.89 10,000.00 55.56 1,666.67	0.00 0.00 0.00 1,666.67	0.00 0.00 0.00 1,666.67
3137EADV8	FHLMC Note 0.75% Due 07/14/2017	07/08/2015 07/09/2015 1,000,000.00	0.00 1,001,230.00 0.00 1,001,230.00	0.00 (833.33) 1,291.67 458.34	0.00 0.00 0.00 458.34	0.00 0.00 0.00 458.34
36962G6K5	General Electric Capital Corp Note 1.6% Due 11/20/2017	11/13/2014 11/18/2014 1,000,000.00	1,006,420.00 0.00 0.00 1,006,420.00	1,822.22 0.00 3,155.56 1,333.34	0.00 0.00 0.00 1,333.34	0.00 0.00 0.00 1,333.34
40428HPH9	HSBC USA Inc Note 1.625% Due 01/16/2018	05/12/2015 05/15/2015 650,000.00	653,100.50 0.00 0.00 653,100.50	4,841.15 5,281.25 440.10 880.20	0.00 0.00 0.00 880.20	0.00 0.00 0.00 880.20
46625HKA7	JP Morgan Chase Callable Note Cont 12/23/2019 2.25% Due 01/23/2020	04/29/2015 05/04/2015 500,000.00	498,480.00 0.00 0.00 498,480.00	4,937.50 5,625.00 250.00 937.50	0.00 0.00 0.00 937.50	0.00 0.00 0.00 937.50



CUSIP	Security Description	Trade Date Settle Date Units	Book Value: Begin Book Value: Acq Book Value: Disp Book Value: End	Prior Accrued Inc. Received Ending Accrued Total Interest	Accr. Of Discount Amort. Of Premium Net Accret/Amort Income Earned	Unreal G/L Total Income
525ESC2W8	Lehman Brothers ESCROW CUSIP - Defaulted Due 02/06/2016	04/17/2012 04/18/2012 2,500,000.00	125,923.57 0.00 0.00 125,923.57	0.00 0.00 0.00 0.00	0.00 0.00 0.00 0.00	0.00 0.00 0.00 0.00
525ESCIB7	Lehman Brothers Note-Defaulted Due 01/24/2016	04/17/2012 04/18/2012 2,500,000.00	133,248.09 0.00 0.00 133,248.09	0.00 0.00 0.00 0.00	0.00 0.00 0.00 0.00	0.00 0.00 0.00 0.00
532457BF4	Eli Lilly & Co Note 1.95% Due 03/15/2019	07/08/2015 07/13/2015 650,000.00	0.00 653,952.00 0.00 653,952.00	0.00 (4,154.58) 4,788.33 633.75	0.00 0.00 0.00 633.75	0.00 0.00 0.00 633.75
68389XAN5	Oracle Corp Note 1.2% Due 10/15/2017	10/30/2013 10/31/2013 1,000,000.00	992,140.00 0.00 0.00 992,140.00	2,533.33 0.00 3,533.33 1,000.00	0.00 0.00 0.00 1,000.00	0.00 0.00 0.00 1,000.00
713448CS5	PepsiCo Inc Callable Note Cont 3/30/2020 1.85% Due 04/30/2020	05/12/2015 05/15/2015 650,000.00	644,052.50 0.00 0.00 644,052.50	2,037.57 0.00 3,039.65 1,002.08	0.00 0.00 0.00 1,002.08	0.00 0.00 0.00 1,002.08
747525AD5	Qualcomm Inc Note 2.25% Due 05/20/2020	06/03/2015 06/08/2015 650,000.00	646,314.50 0.00 0.00 646,314.50	1,665.63 0.00 2,884.38 1,218.75	0.00 0.00 0.00 1,218.75	0.00 0.00 0.00 1,218.75
91159HHH6	US Bancorp Callable Note Cont 3/25/2019 2.2% Due 04/25/2019	05/15/2015 05/20/2015 650,000.00	661,583.00 0.00 0.00 661,583.00	2,621.67 0.00 3,813.33 1,191.66	0.00 0.00 0.00 1,191.66	0.00 0.00 0.00 1,191.66
912828H52	US Treasury Note 1.25% Due 01/31/2020	02/20/2015 02/23/2015 1,000,000.00	986,683.04 0.00 0.00 986,683.04	5,214.09 6,250.00 33.97 1,069.88	0.00 0.00 0.00 1,069.88	0.00 0.00 0.00 1,069.88
912828J84	US Treasury Note 1.375% Due 03/31/2020	04/29/2015 04/30/2015 1,000,000.00	996,136.16 0.00 0.00 996,136.16	3,456.28 0.00 4,620.90 1,164.62	0.00 0.00 0.00 1,164.62	0.00 0.00 0.00 1,164.62
912828K25	US Treasury Note 0.75% Due 04/15/2018	05/15/2015 05/18/2015 1,200,000.00	1,195,410.27 0.00 0.00 1,195,410.27	1,893.44 0.00 2,655.74 762.30	0.00 0.00 0.00 762.30	0.00 0.00 0.00 762.30
912828K58	US Treasury Note 1.375% Due 04/30/2020	05/15/2015 05/18/2015 1,200,000.00	1,195,269.65 0.00 0.00 1,195,269.65	2,779.89 0.00 4,169.84 1,389.95	0.00 0.00 0.00 1,389.95	0.00 0.00 0.00 1,389.95



CUSIP	Security Description	Trade Date Settle Date Units	Book Value: Begin Book Value: Acq Book Value: Disp Book Value: End	Prior Accrued Inc. Received Ending Accrued Total Interest	Accr. Of Discount Amort. Of Premium Net Accret/Amort Income Earned	Unreal G/L Total Income
912828SD3	US Treasury Note 1.25% Due 01/31/2019	02/20/2015 02/23/2015 1,000,000.00	996,058.04 0.00 0.00 996,058.04	5,214.09 6,250.00 33.97 1,069.88	0.00 0.00 0.00 1,069.88	0.00 0.00 0.00 1,069.88
912828SY7	US Treasury Note 0.625% Due 05/31/2017	11/13/2014 11/14/2014 985,000.00	980,540.02 0.00 0.00 980,540.02	521.43 0.00 1,042.86 521.43	0.00 0.00 0.00 521.43	0.00 0.00 0.00 521.43
912828UG3	US Treasury Note 0.375% Due 01/15/2016	06/05/2014 06/06/2014 1,175,000.00	1,177,252.96 0.00 0.00 1,177,252.96	2,032.72 2,203.13 203.55 373.96	0.00 0.00 0.00 373.96	0.00 0.00 0.00 373.96
912828VC1	US Treasury Note 0.25% Due 05/15/2016	10/29/2013 10/30/2013 1,450,000.00	1,442,811.50 0.00 0.00 1,442,811.50	462.98 0.00 768.34 305.36	0.00 0.00 0.00 305.36	0.00 0.00 0.00 305.36
912828XE5	US Treasury Note 1.5% Due 05/31/2020	Various Various 2,200,000.00	1,342,516.24 850,301.68 0.00 2,192,817.92	1,715.16 (1,358.61) 5,590.17 2,516.40	0.00 0.00 0.00 2,516.40	0.00 0.00 0.00 2,516.40
94974BFE5	Wells Fargo Corp Note Due 07/01/2015	06/05/2014 06/10/2014 0.00	1,062,127.50 0.00 1,062,127.50 0.00	7,875.00 7,875.00 0.00 0.00	0.00 0.00 0.00 0.00	0.00 0.00 0.00 0.00
94974BGF1	Wells Fargo Corp Note 2.15% Due 01/30/2020	07/08/2015 07/13/2015 650,000.00	0.00 647,900.50 0.00 647,900.50	0.00 659.93 38.82 698.75	0.00 0.00 0.00 698.75	0.00 0.00 0.00 698.75
TOTAL Fixed Income			53,760,000.00	47,433.75	47,433.75	47,433.75

Cash & Equivalent

90BASIS01	Bank of America Checking Account	Various Various 908,259.84	3,571,271.60 0.00 2,663,011.76 908,259.84	0.00 0.00 0.00 0.00	0.00 0.00 0.00 0.00	0.00 0.00 0.00 0.00
90COCM\$00	Summary of Cash Held in Trust *See Details (Attached)	Various Various 6,498,580.03	6,378,467.48 120,112.55 0.00 6,498,580.03	0.00 0.00 0.00 0.00	0.00 0.00 0.00 0.00	0.00 0.00 0.00 0.00



Income Earned

6/30/15 Thru 7/31/15

CUSIP	Security Description	Trade Date Settle Date Units	Book Value: Begin Book Value: Acq Book Value: Disp Book Value: End	Prior Accrued Inc. Received Ending Accrued Total Interest	Accr. Of Discount Amort. Of Premium Net Accret/Amort Income Earned	Unreal G/L Total Income
94975H312	Wells Fargo Advantage Treasury Plus MMF		2,179,775.51	0.00	0.00	
		Various	1,125,400.87	6.63	0.00	
		Various	3,165,980.63	0.00	0.00	0.00
		139,195.75	139,195.75	6.63	6.63	6.63
			12,129,514.59	0.00	0.00	
			1,245,513.42	6.63	0.00	
			5,828,992.39	0.00	0.00	0.00
TOTAL Cash & Equivalent		7,546,035.62	7,546,035.62	6.63	6.63	6.63
Local Agency Investment Fund						
90LAIF\$00	Local Agency Investment Fund State Pool		43,508,680.48	29,896.41	0.00	
		Various	29,113.18	29,113.18	0.00	
		Various	10,800,000.00	12,323.13	0.00	0.00
		32,737,793.66	32,737,793.66	11,539.90	11,539.90	11,539.90
			43,508,680.48	29,896.41	0.00	
			29,113.18	29,113.18	0.00	
			10,800,000.00	12,323.13	0.00	0.00
TOTAL Local Agency Investment Fund		32,737,793.66	32,737,793.66	11,539.90	11,539.90	11,539.90
			102,660,392.11	170,577.70	0.00	
			4,428,010.78	91,917.60	0.00	
			17,691,119.89	137,640.38	0.00	0.00
TOTAL PORTFOLIO		94,043,829.28	89,397,283.00	58,980.28	58,980.28	58,980.28



Cash Flow Report

From 07/31/2015

Payment Date	Transaction Type	CUSIP	Quantity	Security Description	Principal Amount	Income	Total Amount
08/14/2015	Interest	3134G34Y3	3,000,000.00	FHLMC Callable Note Qtrly 5/14/13 1% Due 2/14/2018	0.00	15,000.00	15,000.00
08/14/2015	Interest	3135G0UD3	2,000,000.00	FNMA Callable Note Qtrly 2/14/14 1.01% Due 2/14/2018	0.00	10,100.00	10,100.00
08/15/2015	Interest	02665WAH4	1,000,000.00	American Honda Finance Note 2.25% Due 8/15/2019	0.00	11,250.00	11,250.00
08/16/2015	Interest	313380A80	2,000,000.00	FHLB Callable Note Cont 11/16/12 1% Due 8/16/2017	0.00	10,000.00	10,000.00
Aug 2015					0.00	46,350.00	46,350.00
09/10/2015	Interest	24422ESW0	500,000.00	John Deere Capital Corp Note 2.05% Due 3/10/2020	0.00	5,125.00	5,125.00
09/11/2015	Interest	06406HCW7	1,000,000.00	Bank of New York Callable Note Cont 8/11/2019 2.3% Due 9/11/2019	0.00	11,500.00	11,500.00
09/15/2015	Interest	532457BF4	650,000.00	Eli Lilly & Co Note 1.95% Due 3/15/2019	0.00	6,337.50	6,337.50
09/28/2015	Interest	3135G0CM3	2,000,000.00	FNMA Note 1.25% Due 9/28/2016	0.00	12,500.00	12,500.00
09/30/2015	Interest	912828J84	1,000,000.00	US Treasury Note 1.375% Due 3/31/2020	0.00	6,875.00	6,875.00
Sep 2015					0.00	42,337.50	42,337.50
10/15/2015	Dividend	90LAIF\$00	16,824,841.33	Local Agency Investment Fund State Pool	0.00	4,593.03	4,593.03
10/15/2015	Interest	912828K25	1,200,000.00	US Treasury Note 0.75% Due 4/15/2018	0.00	4,500.00	4,500.00
10/15/2015	Interest	68389XAN5	1,000,000.00	Oracle Corp Note 1.2% Due 10/15/2017	0.00	6,000.00	6,000.00
10/25/2015	Interest	91159HHH6	650,000.00	US Bancorp Callable Note Cont 3/25/2019 2.2% Due 4/25/2019	0.00	7,150.00	7,150.00
10/30/2015	Interest	713448CS5	650,000.00	PepsiCo Inc Callable Note Cont 3/30/2020 1.85% Due 4/30/2020	0.00	6,012.50	6,012.50
10/31/2015	Interest	912828K58	1,200,000.00	US Treasury Note 1.375% Due 4/30/2020	0.00	8,250.00	8,250.00
Oct 2015					0.00	36,505.53	36,505.53
11/14/2015	Interest	3133ECPB4	1,000,000.00	FFCB Note 0.875% Due 5/14/2018	0.00	4,375.00	4,375.00
11/15/2015	Interest	3135G0ES8	2,000,000.00	FNMA Note 1.375% Due 11/15/2016	0.00	13,750.00	13,750.00
11/15/2015	Interest	912828VC1	1,450,000.00	US Treasury Note 0.25% Due 5/15/2016	0.00	1,812.50	1,812.50
Nov 2015					0.00	63,578.13	63,578.13



Cash Flow Report

From 07/31/2015

Payment Date	Transaction Type	CUSIP	Quantity	Security Description	Principal Amount	Income	Total Amount
11/20/2015	Interest	747525AD5	650,000.00	Qualcomm Inc Note 2.25% Due 5/20/2020	0.00	7,312.50	7,312.50
11/20/2015	Interest	36962G6K5	1,000,000.00	General Electric Capital Corp Note 1.6% Due 11/20/2017	0.00	8,000.00	8,000.00
11/21/2015	Interest	3135G0WJ8	2,000,000.00	FNMA Note 0.875% Due 5/21/2018	0.00	8,750.00	8,750.00
11/30/2015	Interest	912828XE5	2,200,000.00	US Treasury Note 1.5% Due 5/31/2020	0.00	16,500.00	16,500.00
11/30/2015	Interest	912828SY7	985,000.00	US Treasury Note 0.625% Due 5/31/2017	0.00	3,078.13	3,078.13
Nov 2015					0.00	63,578.13	63,578.13
12/24/2015	Interest	166764AE0	650,000.00	Chevron Corp. Callable Note Cont 5/24/2018 1.718% Due 6/24/2018	0.00	5,583.50	5,583.50
12/27/2015	Interest	313383HQ7	3,000,000.00	FHLB Callable Note 1X 6/24/14 1.2% Due 6/27/2018	0.00	18,000.00	18,000.00
12/27/2015	Interest	3134G4A57	2,000,000.00	FHLMC Callable Note 1X 6/24/14 1.25% Due 6/27/2018	0.00	12,500.00	12,500.00
Dec 2015					0.00	36,083.50	36,083.50
01/12/2016	Interest	3133ECLB8	2,000,000.00	FFCB Callable Note Cont 7/12/13 0.45% Due 7/12/2016	0.00	4,500.00	4,500.00
01/14/2016	Interest	3137EADV8	1,000,000.00	FHLMC Note 0.75% Due 7/14/2017	0.00	4,687.50	4,687.50
01/15/2016	Dividend	90LAIF\$00	15,912,952.33	Local Agency Investment Fund State Pool	0.00	4,695.42	4,695.42
01/15/2016	Maturity	912828UG3	1,175,000.00	US Treasury Note 0.375% Due 1/15/2016	1,175,000.00	2,203.13	1,177,203.13
01/16/2016	Interest	40428HPH9	650,000.00	HSBC USA Inc Note 1.625% Due 1/16/2018	0.00	5,281.25	5,281.25
01/23/2016	Interest	46625HKA7	500,000.00	JP Morgan Chase Callable Note Cont 12/23/2019 2.25% Due 1/23/2020	0.00	5,625.00	5,625.00
01/30/2016	Interest	3135G0TK9	2,000,000.00	FNMA Callable Note Qtrly 7/30/13 1.05% Due 1/30/2018	0.00	10,500.00	10,500.00
01/30/2016	Interest	94974BGF1	650,000.00	Wells Fargo Corp Note 2.15% Due 1/30/2020	0.00	6,987.50	6,987.50
01/30/2016	Interest	3136G1AZ2	2,000,000.00	FNMA Callable Note Qtrly 1/30/14 1% Due 1/30/2018	0.00	10,000.00	10,000.00
01/30/2016	Interest	313381RE7	2,000,000.00	FHLB Callable Note Qtrly 7/30/13 1% Due 1/30/2018	0.00	10,000.00	10,000.00
Jan 2016					1,175,000.00	76,979.80	1,251,979.80



Cash Flow Report

From 07/31/2015

Payment Date	Transaction Type	CUSIP	Quantity	Security Description	Principal Amount	Income	Total Amount
01/31/2016	Interest	912828SD3	1,000,000.00	US Treasury Note 1.25% Due 1/31/2019	0.00	6,250.00	6,250.00
01/31/2016	Interest	912828H52	1,000,000.00	US Treasury Note 1.25% Due 1/31/2020	0.00	6,250.00	6,250.00
Jan 2016					1,175,000.00	76,979.80	1,251,979.80
02/14/2016	Interest	3135G0UD3	2,000,000.00	FNMA Callable Note Qtrly 2/14/14 1.01% Due 2/14/2018	0.00	10,100.00	10,100.00
02/14/2016	Interest	3134G34Y3	3,000,000.00	FHLMC Callable Note Qtrly 5/14/13 1% Due 2/14/2018	0.00	15,000.00	15,000.00
02/15/2016	Interest	02665WAH4	1,000,000.00	American Honda Finance Note 2.25% Due 8/15/2019	0.00	11,250.00	11,250.00
02/16/2016	Interest	313380A80	2,000,000.00	FHLB Callable Note Cont 11/16/12 1% Due 8/16/2017	0.00	10,000.00	10,000.00
Feb 2016					0.00	46,350.00	46,350.00
03/10/2016	Interest	24422ESW0	500,000.00	John Deere Capital Corp Note 2.05% Due 3/10/2020	0.00	5,125.00	5,125.00
03/11/2016	Interest	06406HCW7	1,000,000.00	Bank of New York Callable Note Cont 8/11/2019 2.3% Due 9/11/2019	0.00	11,500.00	11,500.00
03/15/2016	Interest	532457BF4	650,000.00	Eli Lilly & Co Note 1.95% Due 3/15/2019	0.00	6,337.50	6,337.50
03/28/2016	Interest	3135G0CM3	2,000,000.00	FNMA Note 1.25% Due 9/28/2016	0.00	12,500.00	12,500.00
03/31/2016	Interest	912828J84	1,000,000.00	US Treasury Note 1.375% Due 3/31/2020	0.00	6,875.00	6,875.00
Mar 2016					0.00	42,337.50	42,337.50
04/15/2016	Interest	68389XAN5	1,000,000.00	Oracle Corp Note 1.2% Due 10/15/2017	0.00	6,000.00	6,000.00
04/15/2016	Interest	912828K25	1,200,000.00	US Treasury Note 0.75% Due 4/15/2018	0.00	4,500.00	4,500.00
04/25/2016	Interest	91159HHH6	650,000.00	US Bancorp Callable Note Cont 3/25/2019 2.2% Due 4/25/2019	0.00	7,150.00	7,150.00
04/30/2016	Interest	713448CS5	650,000.00	PepsiCo Inc Callable Note Cont 3/30/2020 1.85% Due 4/30/2020	0.00	6,012.50	6,012.50
04/30/2016	Interest	912828K58	1,200,000.00	US Treasury Note 1.375% Due 4/30/2020	0.00	8,250.00	8,250.00
Apr 2016					0.00	31,912.50	31,912.50
05/14/2016	Interest	3133ECPB4	1,000,000.00	FFCB Note 0.875% Due 5/14/2018	0.00	4,375.00	4,375.00
May 2016					1,450,000.00	63,578.13	1,513,578.13



Cash Flow Report

From 07/31/2015

Payment Date	Transaction Type	CUSIP	Quantity	Security Description	Principal Amount	Income	Total Amount
05/15/2016	Interest	3135G0ES8	2,000,000.00	FNMA Note 1.375% Due 11/15/2016	0.00	13,750.00	13,750.00
05/15/2016	Maturity	912828VC1	1,450,000.00	US Treasury Note 0.25% Due 5/15/2016	1,450,000.00	1,812.50	1,451,812.50
05/20/2016	Interest	747525AD5	650,000.00	Qualcomm Inc Note 2.25% Due 5/20/2020	0.00	7,312.50	7,312.50
05/20/2016	Interest	36962G6K5	1,000,000.00	General Electric Capital Corp Note 1.6% Due 11/20/2017	0.00	8,000.00	8,000.00
05/21/2016	Interest	3135G0WJ8	2,000,000.00	FNMA Note 0.875% Due 5/21/2018	0.00	8,750.00	8,750.00
05/31/2016	Interest	912828XE5	2,200,000.00	US Treasury Note 1.5% Due 5/31/2020	0.00	16,500.00	16,500.00
05/31/2016	Interest	912828SY7	985,000.00	US Treasury Note 0.625% Due 5/31/2017	0.00	3,078.13	3,078.13
May 2016					1,450,000.00	63,578.13	1,513,578.13
06/24/2016	Interest	166764AE0	650,000.00	Chevron Corp. Callable Note Cont 5/24/2018 1.718% Due 6/24/2018	0.00	5,583.50	5,583.50
06/27/2016	Interest	3134G4A57	2,000,000.00	FHLMC Callable Note 1X 6/24/14 1.25% Due 6/27/2018	0.00	12,500.00	12,500.00
06/27/2016	Interest	313383HQ7	3,000,000.00	FHLB Callable Note 1X 6/24/14 1.2% Due 6/27/2018	0.00	18,000.00	18,000.00
Jun 2016					0.00	36,083.50	36,083.50
07/12/2016	Maturity	3133ECLB8	2,000,000.00	FFCB Callable Note Cont 7/12/13 0.45% Due 7/12/2016	2,000,000.00	4,500.00	2,004,500.00
07/14/2016	Interest	3137EADV8	1,000,000.00	FHLMC Note 0.75% Due 7/14/2017	0.00	3,750.00	3,750.00
07/16/2016	Interest	40428HPH9	650,000.00	HSBC USA Inc Note 1.625% Due 1/16/2018	0.00	5,281.25	5,281.25
07/23/2016	Interest	46625HKA7	500,000.00	JP Morgan Chase Callable Note Cont 12/23/2019 2.25% Due 1/23/2020	0.00	5,625.00	5,625.00
07/30/2016	Interest	94974BGF1	650,000.00	Wells Fargo Corp Note 2.15% Due 1/30/2020	0.00	6,987.50	6,987.50
07/30/2016	Interest	3135G0TK9	2,000,000.00	FNMA Callable Note Qtrly 7/30/13 1.05% Due 1/30/2018	0.00	10,500.00	10,500.00
07/30/2016	Interest	3136G1AZ2	2,000,000.00	FNMA Callable Note Qtrly 1/30/14 1% Due 1/30/2018	0.00	10,000.00	10,000.00
07/30/2016	Interest	313381RE7	2,000,000.00	FHLB Callable Note Qtrly 7/30/13 1% Due 1/30/2018	0.00	10,000.00	10,000.00
Jul 2016					2,000,000.00	56,643.75	2,056,643.75

Total

4,625,000.00

578,739.84

5,203,739.84

CITY OF COSTA MESA
SUMMARY OF CASH HELD IN TRUST
AS OF JULY 31, 2015

Costa Mesa PFA Refunding Certificates of Participation, 2003 (Public Facilities Project)

Trustee: The Bank of New York Trust Company, N.A.

Fund	Investment Type	Issuer	Maturity Date	Cost	Par	Market Value	Rate
Reserve Fund	U.S. Govt. Obligation Fund	Wells Fargo Treasury Plus Money Market	Open	1,273,314.22	1,273,314.22	1,273,314.22	0.010
	Ending Balances			<u>\$ 1,273,314.22</u>	<u>1,273,314.22</u>	<u>1,273,314.22</u>	

Costa Mesa PFA Revenue Refunding Bonds Series 2006A

Trustee: U. S. Bank Corporate Trust Services

Fund	Investment Type	Issuer	Maturity Date	Cost	Par	Market Value	Rate
Capital Improvement Fund	Treasury Obligations Fund	First American Funds	Open	\$ 159,857.29	\$ 159,857.29	\$ 159,857.29	-
Local Obligation	Note Secured by Real Estate	City of Costa Mesa	08/01/2021	1,255,000.00	1,255,000.00	1,255,000.00	8.30
Revenue Fund	Treasury Obligations Fund	First American Funds	Open	212,094.37	212,094.37	212,094.37	-
Reserve Fund	Treasury Obligations Fund	First American Funds	Open	224,755.00	224,755.00	224,755.00	-
Expense Fund	Treasury Obligations Fund	First American Funds	Open	4,987.34	4,987.34	4,987.34	-
Surplus Fund	Treasury Obligations Fund	First American Funds	Open	161,880.55	161,880.55	161,880.55	-
	Ending Balances			<u>\$ 2,018,574.55</u>	<u>2,018,574.55</u>	<u>2,018,574.55</u>	

Costa Mesa PFA Certificates of Participation, 2007 (Police Facility Expansion & Renovation Project)

Trustee: The Bank of New York Mellon Trust Company, N.A.

Fund	Investment Type	Issuer	Maturity Date	Cost	Par	Market Value	Rate
Reserve Fund	U.S. Govt. Obligation Fund	Wells Fargo Treasury Plus Money Market	Open	2,297,321.20	2,297,321.20	2,297,321.20	-
	Ending Balances			<u>\$ 2,297,321.20</u>	<u>2,297,321.20</u>	<u>2,297,321.20</u>	

City of Costa Mesa Workers Compensation Account

Trustee: Adminsure

Fund	Investment Type	Issuer	Maturity Date	Cost	Par	Market Value	Rate
Workers Compensation	Checking Account	Bank of America	Open	71,783.20	71,783.20	71,783.20	-
	Ending Balances			<u>\$ 71,783.20</u>	<u>71,783.20</u>	<u>71,783.20</u>	

City of Costa Mesa Bail Account

Trustee: City of Costa Mesa

Fund	Investment Type	Issuer	Maturity Date	Cost	Par	Market Value	Rate
Bail Account	Checking Account	Bank of America	Open	10.00	10.00	10.00	-
	Ending Balances			<u>\$ 10.00</u>	<u>10.00</u>	<u>10.00</u>	

City of Costa Mesa Joint Powers Employee Benefit Authority

Trustee: City of Costa Mesa

Fund	Investment Type	Issuer	Maturity Date	Cost	Par	Market Value	Rate
Medical Premium Retirement Benefit Plan	Checking Account	Bank of America	Open	133,237.41	133,237.41	133,237.41	(1)
	Ending Balances			<u>\$ 133,237.41</u>	<u>133,237.41</u>	<u>133,237.41</u>	

City of Costa Mesa HOME Program Fund

Trustee: AmeriNational

Fund	Investment Type	Issuer	Maturity Date	Cost	Par	Market Value	Rate
HOME Program Escrow Account	Checking Account		Open	49,223.00	49,223.00	49,223.00	(1)
	Ending Balances			<u>\$ 49,223.00</u>	<u>49,223.00</u>	<u>49,223.00</u>	

800 MHz Quarterly Reserve Fund

Trustee: Orange County Investment Pool

Fund	Investment Type	Issuer	Maturity Date	Cost	Par	Market Value	Rate
Reserve Fund	Money Market Fund	Orange County Investment Pool	Open	\$ 8,080.41	8,080.41	8,080.41	(1)
Cost Sharing							
Infrastructure/Sustainability	Money Market Fund	Orange County Investment Pool	Open	250,127.38	250,127.38	250,127.38	
	Ending Balances			<u>\$ 258,207.79</u>	<u>258,207.79</u>	<u>258,207.79</u>	

CITY OF COSTA MESA
SUMMARY OF CASH HELD IN TRUST
AS OF JULY 31, 2015

All American Asphalt

Trustee: Community Bank

Fund	Investment Type	Issuer	Maturity Date	Cost	Par	Market Value	Rate
Escrow Account #3776	Savings Account	Community Bank	Open	125,393.90	125,393.90	125,393.90	(1)
	Ending Balances			<u>\$ 125,393.90</u>	<u>125,393.90</u>	<u>125,393.90</u>	

All American Asphalt

Trustee: Bank of Sacramento

Fund	Investment Type	Issuer	Maturity Date	Cost	Par	Market Value	Rate
Escrow Account #180	Savings Account	Bank of Sacramento	Open	160,664.43	160,664.43	160,664.43	(1)
	Ending Balances			<u>\$ 160,664.43</u>	<u>160,664.43</u>	<u>160,664.43</u>	

R J Noble Co/Rehabilitation of Arterial Streets

Trustee: Bank of Sacramento

Fund	Investment Type	Issuer	Maturity Date	Cost	Par	Market Value	Rate
Escrow Account #200	Savings Account	Bank of Sacramento	Open	110,850.33	110,850.33	110,850.33	(1)
	Ending Balances			<u>\$ 110,850.33</u>	<u>110,850.33</u>	<u>110,850.33</u>	

GRAND TOTALS

	<u>\$ 6,498,580.03</u>	<u>\$ 6,498,580.03</u>	<u>\$ 6,498,580.03</u>
--	------------------------	------------------------	------------------------

Market Values provided by U.S. Bank Corporate Trust Services, The Bank of New York Mellon Trust Company, N.A., Premier Commercial Bank, Community Bank, Bank of Sacramento, Orange County Investment Pool and Bank of America.

(1) Monthly rates/balances are not available. Balances are as of July 31, 2015