



**CITY OF COSTA MESA  
FINANCE DEPARTMENT  
INTEROFFICE MEMORANDUM**

**TO: HONORABLE CITY COUNCIL  
TOM HATCH, CHIEF EXECUTIVE OFFICER**

**FROM: STEPHEN DUNIVENT, INTERIM FINANCE DIRECTOR**

**DATE: JUNE 24, 2016**

**SUBJECT: TREASURER'S REPORT FOR THE MONTH OF MAY, 2016**

Attached is the Treasurer's Report for the month of May 2016. This performance report lists the various types of securities, institutions from which the securities were purchased, maturity dates and interest rates for all securities held in the City's investment portfolio as of the end of the reporting period. All of the City's investments as of May 31, 2016 are in compliance with the Investment Policy and the California Government Code except as otherwise noted or disclosed herein. All market values provided in this report were obtained from The Bank of New York Mellon, except for the Local Agency Investment Fund (LAIF). Market values for LAIF were provided by the State Treasurer's Office. The market value shown for the City's LAIF investment represents the City's contractual rights to its LAIF account and does not represent the value of the underlying portfolio securities.

**SUMMARY**

Beginning Book Value	\$100,234,066.33
Deposits/Acquisitions	16,382,356.58
Withdrawals/Dispositions	<u>(8,071,810.75)</u>
Ending Book Value	\$108,544,612.16

As of May 31, 2016, the City has adequate cash reserves necessary to meet its obligations for the next six months.

The following securities were purchased during the month of May 2016:

<u>Type of Investment</u>	<u>Purchase Date</u>	<u>Cost</u>	<u>Coupon Interest Rate</u>	<u>Yield to Maturity</u>	<u>Yield to Call</u>	<u>Maturity Date</u>
US Treasury	05/18/2016	\$ 1,007,698.66	1.375%	1.190%	N/A	08/31/2020
US Treasury	05/18/2016	1,016,448.66	1.500%	0.949%	N/A	05/31/2019
FHLB	05/18/2016	999,491.67	0.300%	0.300%	N/A	07/18/2016

The following security was called during the month of May 2016:

<u>Type of Investment</u>	<u>Maturity Date</u>	<u>Cost</u>	<u>Interest Rate</u>
FHLMC	02/14/2018	\$2,998,500	1.00%

There were no securities sold or matured during the month of May 2016.

## COMPLIANCE REPORTING

The City held two Lehman Brothers Medium-Term Corporate Notes in its investment portfolio. The total amount invested in these two securities stated at cost was \$5,049,700. Lehman Brothers filed for bankruptcy protection status on September 15, 2008 and the debt rating fell from A2 to B3- on that date. The market value loss of \$4,107,075 for the securities was recorded on the City's general ledger in September 2008, and is updated annually. The current estimates for recoveries through the bankruptcy proceedings are unknown.

In April 2011, the City joined the Ad Hoc Group of Lehman Brothers Creditors to help maximize the recovery through bankruptcy proceedings and to protect the City's interest in the Lehman Brother's bankruptcy. The Ad Hoc Group filed a "Creditor's Plan" with the U.S. Bankruptcy Court in Manhattan which would provide a better recovery to creditors of the original Lehman parent company while offering a smaller payout to some creditors of Lehman subsidiaries. On December 6, 2011, the Bankruptcy Court entered an order confirming the Debtors' Chapter 11 Plan. The following table summarizes the distributions received:

Distributions:	
April 14, 2012	\$ 301,889.87
October 1, 2012	192,024.40
April 4, 2013	250,360.80
August 30, 2013	59,207.00
October 3, 2013	289,015.00
April 4, 2014	320,756.26
October 2, 2014	232,982.52
April 2, 2015	160,218.22
October 1, 2015	119,813.94
March 31, 2016	34,220.07
Total	<u>\$1,960,488.08</u>

The City semi-annually estimates the value of Lehman Brothers investment claim held in escrow with Lehman Brothers Holdings, Inc. This evaluation is primarily based on the cash distributions that have been received to date as well as distributions anticipated in the future. With the most recent distributions on March 31, 2016, the City has received 39 cents of every dollar invested originally in the Lehman Brothers investments. As of May 31, 2016, staff estimated the value of the Lehman Brothers investment claim at \$311,591.

The investment portfolio is in compliance with the City's adopted investment policy and applicable state laws in all other respects during, and as of, the end of the reporting period.

If you have any questions or need additional information, feel free to contact me directly.

*Stephen Dunivent*

---

STEPHEN DUNIVENT  
Interim Finance Director

Attachments: 1 – Pooled Cash and Investments by Fund as of May 31, 2016  
2 – General Fund Cash Position over the past five calendar years  
3 – Investment Report for the month of May, 2016

**ATTACHMENT 1**

**POOLED CASH AND INVESTMENTS BY FUND  
AS OF MAY 31, 2016**

FUND NO	FUND NAME	AMOUNT
101	General Fund	\$ 47,795,350.26 *
201	Special Gas Tax Fund	9,332,565.98
202	Prop. 172 - Public Safety Fund	(222,822.47)
203	Air Quality Improvement Fund (AB 2766)	345,845.72
205	HUD -HOME Program-HOME Investment Partnership Act	33,640.23
207	HUD -Community Development Block Grant Program Fund	71,484.56
208	Park Development Fees Fund	3,812,930.79
209	Drainage Fees Fund	1,531,985.88
213	Supplemental Law Enforcement Services Fund (SLESF)	(93,716.89)
214	Traffic Impact Fees Fund	3,285,187.76
216	Rental Rehabilitation Program Fund	57,518.94
217	Narcotics Forfeiture Fund	1,098,004.35
218	Fire System Development Fees Fund	352,878.57
219	Local Law Enforcement Block	31,571.16
220	Office of Traffic Safety	(50,178.67)
222	Costa Mesa Housing Authority	805,806.06
401	Capital Improvements Fund	19,666,202.17
403	Measure "M" Construction Fund	678,670.32
409	Vehicle Parking District #1 Fund	17,498.13
410	Vehicle Parking District #2 Fund	32,789.61
413	Golf Course Improvement Fund	304,931.54
414	Measure "M" Turnback Fund	211,752.31
415	Measure "M" 2 Construction Fund	(3,503,298.73)
416	Measure "M" 2 Fairshare Fund	4,533,858.69
601	Equipment Maintenance and Replacement Fund	2,964,782.16
602	Self-Insurance Fund - Liab/W.C./Unemployment	4,406,280.65
603	IT Replacement Fund	239,076.00
701	Deposits	3,809,680.46
705	Costa Mesa Community Foundation	107,287.50
755	Police Retirement - 1% Supplemental	423,283.59
	Total Pooled Cash & Investments	<u>\$ 102,085,886.15 **</u>

\* Council has designated the following items in General Fund balance:

- \$14.125 million for emergency reserve
- \$2 million for self-insurance reserve

\*\* Reconciliation of Total Pooled Cash & Investments to Portfolio Total End Cost Value:

Total Pooled Cash & Investments	\$ 102,085,886.15
Market Value Adjustment	166,788.37
Cash Held in Trust	6,291,937.64
Portfolio Total End Cost Value (Attachment 3)	<u>\$ 108,544,612.16</u>

**GENERAL FUND CASH POSITION**

The City’s General Fund receives its most significant revenues, such as sales tax and property tax, several times during the year. However it pays for majority of the City’s operational expenditures throughout the year. The in-flows and out-flows of the General Fund cash are closely monitored by Finance staff. The following is a summary of the General Fund historical ending cash balances over the past five calendar years:

<b>HISTORICAL TREASURER'S REPORT GENERAL FUND CASH BALANCE (IN MILLIONS)</b>					
	<b>CY 2012</b>	<b>CY 2013</b>	<b>CY 2014</b>	<b>CY 2015</b>	<b>CY 2016</b>
January	\$ 26.0	\$ 35.6	\$ 33.8	\$ 34.1	\$ 29.8
February	24.4	33.7	31.7	32.8	29.8
March	19.6	27.0	28.6	31.9	31.7
April	24.8	33.0	35.6	34.9	40.1
May	32.8	39.6	44.4	44.3	47.8
June	28.7	38.3	41.8	41.7	
July	27.3	35.0	34.5	31.4	
August	23.1	31.9	31.8	31.9	
September	17.9	27.8	27.3	28.7	
October	16.3	20.3	24.2	25.1	
November	17.5	20.1	19.1	26.1	
December	24.0	26.6	26.6	25.2	



As indicated in the above graph, the General Fund’s cash balance typically peaks at May of each year and dips to the lowest point around October and November. Overall, the General Fund’s cash balance has been steadily increased comparing to the same time period in prior years. All other activities appears reasonable and consistent with staff’s expectations.



# Monthly Account Statement

## City of Costa Mesa Consolidated

May 1, 2016 through May 31, 2016

### Chandler Team

For questions about your account,  
please call (800) 317-4747 or  
Email [operations@chandlerasset.com](mailto:operations@chandlerasset.com)

### Custodian

Bank of New York Mellon  
Lauren Dehner  
(904)645-1918

***Information contained herein is confidential. We urge you to compare this statement to the one you receive from your qualified custodian. Prices are provided by IDC, an independent pricing source.***



PORTFOLIO CHARACTERISTICS

Average Duration	1.29
Average Coupon	0.87 %
Average Purchase YTM	0.86 %
Average Market YTM	0.79 %
Average S&P/Moody Rating	AA/Aa1
Average Final Maturity	1.36 yrs
Average Life	1.33 yrs

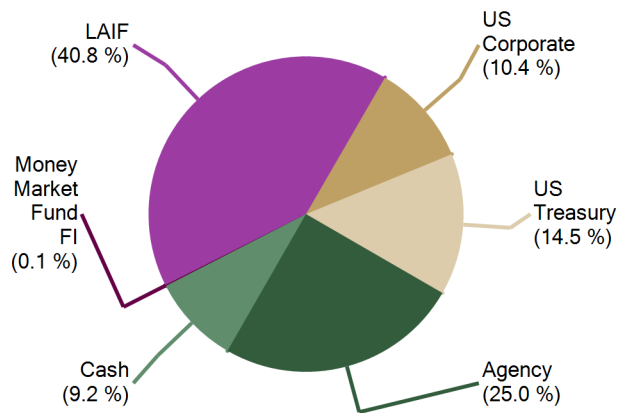
ACCOUNT SUMMARY

	Beg. Values as of 4/30/16	End Values as of 5/31/16
<b>Market Value</b>	100,449,854	108,599,671
<b>Accrued Interest</b>	199,251	198,221
<b>Total Market Value</b>	<b>100,649,105</b>	<b>108,797,892</b>
<b>Income Earned Cont/WD</b>	73,313	88,571
<b>Par</b>	104,800,058	113,085,464
<b>Book Value</b>	100,234,066	108,544,612
<b>Cost Value</b>	100,234,066	108,544,612

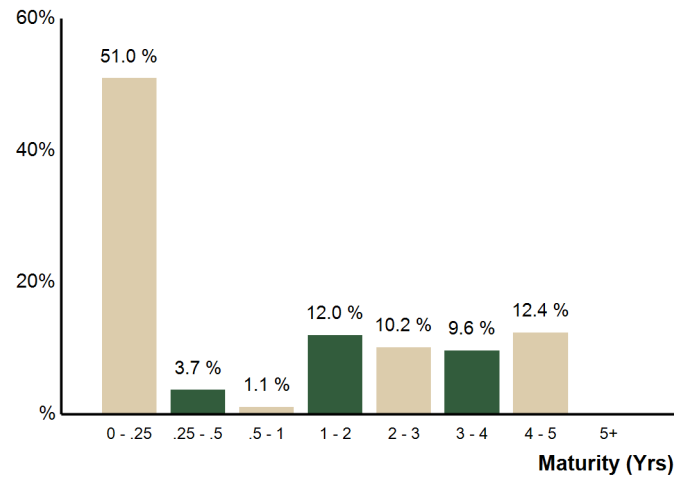
TOP ISSUERS

Issuer	% Portfolio
Local Agency Investment Fund	40.8 %
Government of United States	14.5 %
Federal National Mortgage Assoc	11.3 %
Federal Home Loan Bank	8.6 %
Bank Cash Account	5.8 %
Federal Home Loan Mortgage Corp	4.2 %
JP Morgan Chase & Co	3.6 %
Honda Motor Corporation	0.9 %
	<b>89.7 %</b>

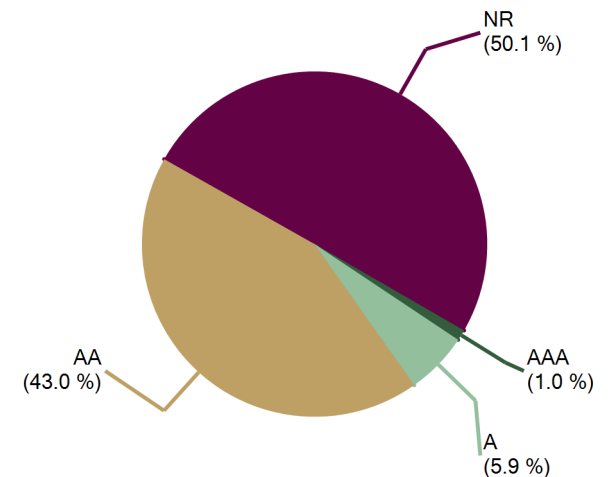
SECTOR ALLOCATION



MATURITY DISTRIBUTION



CREDIT QUALITY (S&P)





City of Costa Mesa Consolidated

May 31, 2016

**COMPLIANCE WITH INVESTMENT POLICY**

*This portfolio is a consolidation of assets managed by Chandler Asset Management and assets managed internally by Client. Chandler relies on Client to provide accurate information for reporting assets and producing this compliance statement.*

Category	Standard	Comment
Treasury Issues	No limitations	Complies
Federal Agencies	No maximum limitations; 35% per issuer	Complies
Municipal Securities	"A" or higher by at least one NRSRO; 5% max issuer; 5 years max maturity	Complies
Banker's Acceptances	"A-1" or higher short term rating by at least one NRSRO; "A" or higher by at least one NRSRO if long term debt issued; 40% maximum; 5% max per issuer; 180 days max maturity	Complies
Certificates of Deposit/Bank and Time Deposits	"A" or higher by at least one NRSRO; "A-1" or higher short term rating by at least one NRSRO; 20% maximum; 5 years max maturity; FDIC Insurance and/or Collateralization	Complies
Negotiable Certificates of Deposit and CD Placement Service	"A" or higher by at least one NRSRO if long term debt; "A-1" or higher short term rating by at least one NRSRO; 30% maximum; 5% max issuer; 5 years max maturity	Complies
Repurchase Agreements	>102% collateralization; 30% maximum; 1 year max maturity	Complies
Commercial Paper	"A-1" rated or equivalent by at least one NRSRO; "A" or higher by at least one NRSRO if long term debt issued; 25% maximum; 5% max per issuer; 270 days maximum maturity; US issuer; > \$500 million in assets	Complies
Medium Term Notes	"A" or better by at least one NRSRO; 30% maximum; 5% max per issuer; 5 years max maturity; US issuer	Complied at time of purchase*
Asset-Backed, Mortgage-Backed Securities, CMOs	"AA" or better by one NRSRO; "A" or higher rating for the issuer's debt by one NRSRO; 20% maximum; 5 years max maturity	Complies
Money Market Mutual Funds	"AAA" rating by not less than two NRSROs or SEC registered; 20% maximum; Min \$500 million under management	Complies
LAIF	\$50 million limit currently permitted by LAIF	Complies
County Pool	Not used by investment adviser	Complies
Maximum Maturity	5 years (Any investment extending 5 years requires prior City Council approval);  20% of the portfolio must mature within one year	Complies

\*Lehman Brothers (LEH) filed for bankruptcy on September 15, 2008. The city owns \$5M par of LEH.





Holdings Report

As of 5/31/16

CUSIP	Security Description	Par Value/Units	Purchase Date Book Yield	Cost Value Book Value	Mkt Price Mkt YTM	Market Value Accrued Int.	% of Port. Gain/Loss	Moody/S&P Fitch	Maturity Duration
<b>AGENCY</b>									
313384ZN2	FHLB Discount Note 0.3% Due 7/18/2016	1,000,000.00	05/17/2016 0.30 %	999,491.67 999,491.67	99.95 0.30 %	999,491.67 116.67	0.92 % 0.00	P-1 / A-1+ F-1+	0.13 0.13
3135G0CM3	FNMA Note 1.25% Due 9/28/2016	2,000,000.00	05/17/2013 0.49 %	2,050,520.00 2,050,520.00	100.25 0.49 %	2,004,906.00 4,375.00	1.85 % (45,614.00)	Aaa / AA+ AAA	0.33 0.32
3135G0ES8	FNMA Note 1.375% Due 11/15/2016	2,000,000.00	05/17/2013 0.52 %	2,058,980.00 2,058,980.00	100.37 0.56 %	2,007,400.00 1,222.22	1.85 % (51,580.00)	Aaa / AA+ AAA	0.46 0.45
3137EADV8	FHLMC Note 0.75% Due 7/14/2017	1,000,000.00	07/08/2015 0.69 %	1,001,230.00 1,001,230.00	99.95 0.79 %	999,532.00 2,854.17	0.92 % (1,698.00)	Aaa / AA+ AAA	1.12 1.11
3136G1AZ2	FNMA Callable Note Qtrly 1/30/14 1% Due 1/30/2018	2,000,000.00	01/04/2013 1.00 %	2,000,000.00 2,000,000.00	99.87 1.08 %	1,997,392.00 6,722.22	1.84 % (2,608.00)	Aaa / AA+ AAA	1.67 1.03
3135G0UD3	FNMA Callable Note Qtrly 2/14/14 1.01% Due 2/14/2018	2,000,000.00	01/24/2013 1.01 %	2,000,000.00 2,000,000.00	100.01 0.95 %	2,000,214.00 6,003.89	1.84 % 214.00	Aaa / AA+ AAA	1.71 1.02
3133ECPB4	FFCB Note 0.875% Due 5/14/2018	1,000,000.00	05/17/2013 0.92 %	997,810.00 997,810.00	99.78 0.99 %	997,803.00 413.19	0.92 % (7.00)	Aaa / AA+ AAA	1.95 1.93
3135G0WJ8	FNMA Note 0.875% Due 5/21/2018	2,000,000.00	05/17/2013 0.94 %	1,993,660.00 1,993,660.00	99.86 0.95 %	1,997,122.00 486.11	1.84 % 3,462.00	Aaa / AA+ AAA	1.97 1.95
313383HQ7	FHLB Callable Note 1X 6/24/14 1.2% Due 6/27/2018	3,000,000.00	05/30/2013 1.20 %	3,000,000.00 3,000,000.00	100.34 1.03 %	3,010,212.00 15,400.00	2.78 % 10,212.00	Aaa / AA+ AAA	2.07 2.03
3134G4A57	FHLMC Callable Note 1X 6/24/14 1.25% Due 6/27/2018	2,000,000.00	05/31/2013 1.25 %	2,000,000.00 2,000,000.00	100.52 1.00 %	2,010,392.00 10,694.44	1.86 % 10,392.00	Aaa / AA+ AAA	2.07 2.03
313378QK0	FHLB Note 1.875% Due 3/8/2019	1,250,000.00	01/22/2016 1.23 %	1,274,437.50 1,274,437.50	101.99 1.14 %	1,274,921.25 5,403.65	1.18 % 483.75	Aaa / AA+ AAA	2.77 2.69
3137EADM8	FHLMC Note 1.25% Due 10/2/2019	1,500,000.00	11/03/2015 1.48 %	1,486,860.00 1,486,860.00	100.15 1.20 %	1,502,202.00 3,072.92	1.38 % 15,342.00	Aaa / AA+ AAA	3.34 3.25
313383HU8	FHLB Note 1.75% Due 6/12/2020	2,000,000.00	Various 1.50 %	2,021,970.00 2,021,970.00	101.54 1.36 %	2,030,752.00 16,430.56	1.88 % 8,782.00	Aaa / AA+ NR	4.04 3.85
3135G0D75	FNMA Note 1.5% Due 6/22/2020	1,000,000.00	10/14/2015 1.39 %	1,004,930.00 1,004,930.00	100.72 1.32 %	1,007,217.00 6,625.00	0.93 % 2,287.00	Aaa / AA+ AAA	4.06 3.90
3135G0F73	FNMA Note 1.5% Due 11/30/2020	1,250,000.00	01/22/2016 1.58 %	1,245,325.00 1,245,325.00	100.33 1.42 %	1,254,105.00 52.08	1.15 % 8,780.00	Aaa / AA+ AAA	4.50 4.34
3130A7CV5	FHLB Note 1.375% Due 2/18/2021	2,000,000.00	04/25/2016 1.46 %	1,991,960.00 1,991,960.00	99.60 1.46 %	1,992,094.00 7,868.06	1.84 % 134.00	Aaa / AA+ AAA	4.72 4.53
<b>Total Agency</b>		<b>27,000,000.00</b>	<b>1.07 %</b>	<b>27,127,174.17</b>	<b>1.01 %</b>	<b>27,085,755.92</b> <b>87,740.18</b>	<b>24.98 %</b> <b>(41,418.25)</b>	<b>Aaa / AA+</b> <b>Aaa</b>	<b>2.28</b> <b>2.12</b>
<b>CASH</b>									
90BASIS01	Bank of America Checking Account	272,189.66	Various 0.00 %	272,189.66 272,189.66	1.00 0.00 %	272,189.66 0.00	0.25 % 0.00	NR / NR NR	0.00 0.00
90COCM\$00	Summary of Cash Held in Trust *See Details (Attached)	6,291,937.64	Various 0.00 %	6,291,937.64 6,291,937.64	1.00 0.00 %	6,291,937.64 0.00	5.78 % 0.00	NR / NR NR	0.00 0.00



### Holdings Report

As of 5/31/16

CUSIP	Security Description	Par Value/Units	Purchase Date Book Yield	Cost Value Book Value	Mkt Price Mkt YTM	Market Value Accrued Int.	% of Port. Gain/Loss	Moody/S&P Fitch	Maturity Duration
<b>CASH</b>									
90JPMC\$02	JP Morgan Chase Checking Account	3,400,617.71	Various 0.00 %	3,400,617.71 3,400,617.71	1.00 0.00 %	3,400,617.71 0.00	3.13 % 0.00	NR / NR NR	0.00 0.00
<b>Total Cash</b>		<b>9,964,745.01</b>	<b>N/A</b>	<b>9,964,745.01</b>	<b>0.00 %</b>	<b>9,964,745.01</b> <b>0.00</b>	<b>9.16 %</b> <b>0.00</b>	<b>NR / NR</b> <b>NR</b>	<b>0.00</b> <b>0.00</b>
<b>LAIF</b>									
90LAIF\$00	Local Agency Investment Fund State Pool	44,322,237.60	Various 0.55 %	44,322,237.60 44,322,237.60	1.00 0.55 %	44,322,237.60 40,205.92	40.78 % 0.00	NR / NR NR	0.00 0.00
<b>Total LAIF</b>		<b>44,322,237.60</b>	<b>0.55 %</b>	<b>44,322,237.60</b>	<b>0.55 %</b>	<b>44,322,237.60</b> <b>40,205.92</b>	<b>40.78 %</b> <b>0.00</b>	<b>NR / NR</b> <b>NR</b>	<b>0.00</b> <b>0.00</b>
<b>MONEY MARKET FUND FI</b>									
94975H312	Wells Fargo Advantage Treasury Plus MMF	113,481.81	Various 0.01 %	113,481.81 113,481.81	1.00 0.01 %	113,481.81 0.00	0.10 % 0.00	Aaa / AAA AAA	0.00 0.00
<b>Total Money Market Fund FI</b>		<b>113,481.81</b>	<b>0.01 %</b>	<b>113,481.81</b>	<b>0.01 %</b>	<b>113,481.81</b> <b>0.00</b>	<b>0.10 %</b> <b>0.00</b>	<b>Aaa / AAA</b> <b>Aaa</b>	<b>0.00</b> <b>0.00</b>
<b>US CORPORATE</b>									
525ESCIB7	Lehman Brothers Note-Defaulted Due 1/24/2017	2,500,000.00	04/17/2012 0.00 %	157,270.74 157,270.74	4.65 0.00 %	116,125.00 0.00	0.11 % (41,145.74)	NR / NR NR	0.65 0.00
525ESC2W8	Lehman Brothers ESCROW CUSIP - Defaulted Due 2/6/2017	2,500,000.00	04/17/2012 0.00 %	154,320.25 154,320.25	4.68 0.00 %	116,925.00 0.00	0.11 % (37,395.25)	NR / NR NR	0.69 0.00
68389XAN5	Oracle Corp Note 1.2% Due 10/15/2017	1,000,000.00	10/30/2013 1.40 %	992,140.00 992,140.00	100.34 0.95 %	1,003,384.00 1,533.33	0.92 % 11,244.00	A1 / AA- A+	1.38 1.36
36962G6K5	General Electric Capital Corp Note 1.6% Due 11/20/2017	1,000,000.00	11/13/2014 1.38 %	1,006,420.00 1,006,420.00	100.83 1.03 %	1,008,287.00 488.89	0.93 % 1,867.00	A1 / AA+ NR	1.47 1.45
40428HPH9	HSBC USA Inc Note 1.625% Due 1/16/2018	650,000.00	05/12/2015 1.44 %	653,100.50 653,100.50	100.00 1.63 %	649,985.70 3,960.94	0.60 % (3,114.80)	A2 / A AA-	1.63 1.59
166764AE0	Chevron Corp Callable Note Cont 5/24/2018 1.718% Due 6/24/2018	650,000.00	05/12/2015 1.36 %	657,104.50 657,104.50	100.58 1.42 %	653,799.25 4,870.05	0.61 % (3,305.25)	Aa2 / AA- NR	2.07 1.93
532457BF4	Eli Lilly & Co Note 1.95% Due 3/15/2019	650,000.00	07/08/2015 1.78 %	653,952.00 653,952.00	101.98 1.22 %	662,896.65 2,675.83	0.61 % 8,944.65	A2 / AA- A	2.79 2.70
30231GAD4	Exxon Mobil Corp Callable Note Cont 2/15/2019 1.819% Due 3/15/2019	700,000.00	01/25/2016 1.70 %	702,604.00 702,604.00	101.20 1.36 %	708,421.00 2,688.08	0.65 % 5,817.00	Aaa / AA+ NR	2.79 2.63



Holdings Report

As of 5/31/16

CUSIP	Security Description	Par Value/Units	Purchase Date Book Yield	Cost Value Book Value	Mkt Price Mkt YTM	Market Value Accrued Int.	% of Port. Gain/Loss	Moody/S&P Fitch	Maturity Duration
<b>US CORPORATE</b>									
91159HHH6	US Bancorp Callable Note Cont 3/25/2019 2.2% Due 4/25/2019	650,000.00	05/15/2015 1.73 %	661,583.00 661,583.00	101.98 1.48 %	662,882.35 1,430.00	0.61 % 1,299.35	A1 / A+ AA	2.90 2.72
89236TBP9	Toyota Motor Credit Corp Note 2.125% Due 7/18/2019	700,000.00	02/04/2016 1.74 %	709,030.00 709,030.00	101.82 1.53 %	712,749.10 5,495.49	0.66 % 3,719.10	Aa3 / AA- A	3.13 3.00
02665WAH4	American Honda Finance Note 2.25% Due 8/15/2019	1,000,000.00	02/24/2015 1.92 %	1,013,930.00 1,013,930.00	102.49 1.45 %	1,024,864.00 6,625.00	0.95 % 10,934.00	A1 / A+ NR	3.21 3.07
06406HCW7	Bank of New York Callable Note Cont 8/11/2019 2.3% Due 9/11/2019	1,000,000.00	02/20/2015 1.99 %	1,013,390.00 1,013,390.00	101.85 1.70 %	1,018,486.00 5,111.11	0.94 % 5,096.00	A1 / A AA-	3.28 3.06
46625HKA7	JP Morgan Chase Callable Note Cont 12/23/2019 2.25% Due 1/23/2020	500,000.00	04/29/2015 2.32 %	498,480.00 498,480.00	100.42 2.13 %	502,086.00 4,000.00	0.47 % 3,606.00	A3 / A- A+	3.65 3.38
94974BGF1	Wells Fargo Corp Note 2.15% Due 1/30/2020	650,000.00	07/08/2015 2.22 %	647,900.50 647,900.50	100.85 1.91 %	655,502.90 4,697.15	0.61 % 7,602.40	A2 / A AA-	3.67 3.49
24422ESW0	John Deere Capital Corp Note 2.05% Due 3/10/2020	500,000.00	04/29/2015 1.93 %	502,735.00 502,735.00	100.94 1.79 %	504,689.50 2,306.25	0.47 % 1,954.50	A2 / A NR	3.78 3.60
713448CS5	PepsiCo Inc Callable Note Cont 3/30/2020 1.85% Due 4/30/2020	650,000.00	05/12/2015 2.04 %	644,052.50 644,052.50	100.70 1.66 %	654,579.25 1,035.49	0.60 % 10,526.75	A1 / A A	3.92 3.68
747525AD5	Qualcomm Inc Note 2.25% Due 5/20/2020	650,000.00	06/03/2015 2.37 %	646,314.50 646,314.50	102.05 1.71 %	663,293.80 446.88	0.61 % 16,979.30	A1 / A+ NR	3.97 3.79
<b>Total US Corporate</b>		<b>15,950,000.00</b>	<b>1.74 %</b>	<b>11,314,327.49</b> <b>11,314,327.49</b>	<b>1.46 %</b>	<b>11,318,956.50</b> <b>47,364.49</b>	<b>10.45 %</b> <b>4,629.01</b>	<b>A1 / A+</b> <b>A+</b>	<b>2.77</b> <b>2.63</b>
<b>US TREASURY</b>									
912828SY7	US Treasury Note 0.625% Due 5/31/2017	985,000.00	11/13/2014 0.81 %	980,540.02 980,540.02	99.89 0.74 %	983,884.00 16.82	0.90 % 3,343.98	Aaa / AA+ AAA	1.00 0.99
912828M72	US Treasury Note 0.875% Due 11/30/2017	1,200,000.00	01/22/2016 0.87 %	1,200,191.52 1,200,191.52	100.10 0.81 %	1,201,219.20 28.69	1.10 % 1,027.68	Aaa / AA+ AAA	1.50 1.49
912828K25	US Treasury Note 0.75% Due 4/15/2018	1,200,000.00	05/15/2015 0.88 %	1,195,410.27 1,195,410.27	99.77 0.87 %	1,197,234.00 1,155.74	1.10 % 1,823.73	Aaa / AA+ AAA	1.87 1.86
912828SD3	US Treasury Note 1.25% Due 1/31/2019	1,000,000.00	02/20/2015 1.35 %	996,058.04 996,058.04	100.71 0.98 %	1,007,148.00 4,189.56	0.93 % 11,089.96	Aaa / AA+ AAA	2.67 2.61
912828WL0	US Treasury Note 1.5% Due 5/31/2019	1,000,000.00	05/17/2016 0.95 %	1,016,448.66 1,016,448.66	101.40 1.02 %	1,014,023.00 40.98	0.93 % (2,425.66)	Aaa / AA+ AAA	3.00 2.93
912828H52	US Treasury Note 1.25% Due 1/31/2020	1,000,000.00	02/20/2015 1.53 %	986,683.04 986,683.04	100.26 1.18 %	1,002,578.00 4,189.56	0.93 % 15,894.96	Aaa / AA+ AAA	3.67 3.56
912828J84	US Treasury Note 1.375% Due 3/31/2020	1,000,000.00	04/29/2015 1.46 %	996,136.16 996,136.16	100.61 1.21 %	1,006,094.00 2,329.23	0.93 % 9,957.84	Aaa / AA+ AAA	3.84 3.72
912828K58	US Treasury Note 1.375% Due 4/30/2020	1,200,000.00	05/15/2015 1.46 %	1,195,269.65 1,195,269.65	100.55 1.23 %	1,206,609.60 1,434.78	1.11 % 11,339.95	Aaa / AA+ AAA	3.92 3.80



### Holdings Report

As of 5/31/16

CUSIP	Security Description	Par Value/Units	Purchase Date Book Yield	Cost Value Book Value	Mkt Price Mkt YTM	Market Value Accrued Int.	% of Port. Gain/Loss	Moody/S&P Fitch	Maturity Duration
<b>US TREASURY</b>									
912828XE5	US Treasury Note 1.5% Due 5/31/2020	2,200,000.00	Various 1.57 %	2,192,817.92 2,192,817.92	100.96 1.25 %	2,221,139.80 90.17	2.04 % 28,321.88	Aaa / AA+ AAA	4.00 3.87
912828L32	US Treasury Note 1.375% Due 8/31/2020	1,000,000.00	05/17/2016 1.19 %	1,007,698.66 1,007,698.66	100.33 1.30 %	1,003,281.00 3,474.86	0.93 % (4,417.66)	Aaa / AA+ AAA	4.25 4.10
912828L99	US Treasury Note 1.375% Due 10/31/2020	1,500,000.00	11/03/2015 1.60 %	1,484,126.12 1,484,126.12	100.22 1.32 %	1,503,282.00 1,793.48	1.38 % 19,155.88	Aaa / AA+ AAA	4.42 4.27
912828M98	US Treasury Note 1.625% Due 11/30/2020	1,000,000.00	01/22/2016 1.47 %	1,007,151.79 1,007,151.79	101.31 1.32 %	1,013,125.00 44.40	0.93 % 5,973.21	Aaa / AA+ AAA	4.50 4.33
912828P87	US Treasury Note 1.125% Due 2/28/2021	1,450,000.00	04/04/2016 1.21 %	1,444,114.23 1,444,114.23	98.96 1.35 %	1,434,876.50 4,122.45	1.32 % (9,237.73)	Aaa / AA+ AAA	4.75 4.59
<b>Total US Treasury</b>		<b>15,735,000.00</b>	<b>1.28 %</b>	<b>15,702,646.08</b> <b>15,702,646.08</b>	<b>1.14 %</b>	<b>15,794,494.10</b> <b>22,910.72</b>	<b>14.54 %</b> <b>91,848.02</b>	<b>Aaa / AA+</b> <b>Aaa</b>	<b>3.43</b> <b>3.33</b>
<b>TOTAL PORTFOLIO</b>		<b>113,085,464.42</b>	<b>0.86 %</b>	<b>108,544,612.16</b> <b>108,544,612.16</b>	<b>0.79 %</b>	<b>108,599,670.94</b> <b>198,221.31</b>	<b>100.00 %</b> <b>55,058.78</b>	<b>Aa1 / AA</b> <b>Aaa</b>	<b>1.36</b> <b>1.29</b>
<b>TOTAL MARKET VALUE PLUS ACCRUED</b>						<b>108,797,892.25</b>			



Transaction Ledger

4/30/16 Thru 5/31/16

Transaction Type	Settlement Date	CUSIP	Quantity	Security Description	Price	Acq/Disp Yield	Amount	Interest Pur/Sold	Total Amount	Gain/Loss
<b>ACQUISITIONS</b>										
Purchase	05/03/2016	94975H312	3.59	Wells Fargo Advantage Treasury Plus MMF	1.000	0.01 %	3.59	0.00	3.59	0.00
Purchase	05/14/2016	94975H312	3,007,500.00	Wells Fargo Advantage Treasury Plus MMF	1.000	0.01 %	3,007,500.00	0.00	3,007,500.00	0.00
Purchase	05/14/2016	94975H312	4,375.00	Wells Fargo Advantage Treasury Plus MMF	1.000	0.01 %	4,375.00	0.00	4,375.00	0.00
Purchase	05/15/2016	94975H312	13,750.00	Wells Fargo Advantage Treasury Plus MMF	1.000	0.01 %	13,750.00	0.00	13,750.00	0.00
Purchase	05/18/2016	313384ZN2	1,000,000.00	FHLB Discount Note 0.3% Due 7/18/2016	99.949	0.30 %	999,491.67	0.00	999,491.67	0.00
Purchase	05/18/2016	912828L32	1,000,000.00	US Treasury Note 1.375% Due 8/31/2020	100.770	1.19 %	1,007,698.66	2,951.77	1,010,650.43	0.00
Purchase	05/18/2016	912828WL0	1,000,000.00	US Treasury Note 1.5% Due 5/31/2019	101.645	0.95 %	1,016,448.66	6,967.21	1,023,415.87	0.00
Purchase	05/20/2016	94975H312	15,312.50	Wells Fargo Advantage Treasury Plus MMF	1.000	0.01 %	15,312.50	0.00	15,312.50	0.00
Purchase	05/21/2016	94975H312	8,750.00	Wells Fargo Advantage Treasury Plus MMF	1.000	0.01 %	8,750.00	0.00	8,750.00	0.00
Purchase	05/30/2016	94975H312	9,375.00	Wells Fargo Advantage Treasury Plus MMF	1.000	0.01 %	9,375.00	0.00	9,375.00	0.00
Purchase	05/31/2016	94975H312	40,453.13	Wells Fargo Advantage Treasury Plus MMF	1.000	0.01 %	40,453.13	0.00	40,453.13	0.00
	<b>Subtotal</b>		<b>6,099,519.22</b>				<b>6,123,158.21</b>	<b>9,918.98</b>	<b>6,133,077.19</b>	<b>0.00</b>
Security Contribution	05/31/2016	90COCM\$00	108,580.66	Summary of Cash Held in Trust *See Details (Attached)	1.000		108,580.66	0.00	108,580.66	0.00
Security Contribution	05/31/2016	90JPMC\$02	3,150,617.71	JP Morgan Chase Checking Account	1.000		3,150,617.71	0.00	3,150,617.71	0.00
Security Contribution	05/31/2016	90LAIF\$00	7,000,000.00	Local Agency Investment Fund State Pool	1.000		7,000,000.00	0.00	7,000,000.00	0.00
	<b>Subtotal</b>		<b>10,259,198.37</b>				<b>10,259,198.37</b>	<b>0.00</b>	<b>10,259,198.37</b>	<b>0.00</b>
<b>TOTAL ACQUISITIONS</b>			<b>16,358,717.59</b>				<b>16,382,356.58</b>	<b>9,918.98</b>	<b>16,392,275.56</b>	<b>0.00</b>
<b>DISPOSITIONS</b>										
Sale	05/18/2016	94975H312	3,033,557.97	Wells Fargo Advantage Treasury Plus MMF	1.000	0.01 %	3,033,557.97	0.00	3,033,557.97	0.00
	<b>Subtotal</b>		<b>3,033,557.97</b>				<b>3,033,557.97</b>	<b>0.00</b>	<b>3,033,557.97</b>	<b>0.00</b>
Call	05/14/2016	3134G34Y3	3,000,000.00	FHLMC Callable Note Qtrly 5/14/13 1% Due 2/14/2018	100.000	1.00 %	3,000,000.00	7,500.00	3,007,500.00	1,500.00
	<b>Subtotal</b>		<b>3,000,000.00</b>				<b>3,000,000.00</b>	<b>7,500.00</b>	<b>3,007,500.00</b>	<b>1,500.00</b>



Transaction Ledger

4/30/16 Thru 5/31/16

Transaction Type	Settlement Date	CUSIP	Quantity	Security Description	Price	Acq/Disp Yield	Amount	Interest Pur/Sold	Total Amount	Gain/Loss
<b>DISPOSITIONS</b>										
Security Withdrawal	05/31/2016	90BASIS01	2,039,752.78	Bank of America Checking Account	1.000		2,039,752.78	0.00	2,039,752.78	0.00
	<b>Subtotal</b>		<b>2,039,752.78</b>				<b>2,039,752.78</b>	<b>0.00</b>	<b>2,039,752.78</b>	<b>0.00</b>
<b>TOTAL DISPOSITIONS</b>			<b>8,073,310.75</b>				<b>8,073,310.75</b>	<b>7,500.00</b>	<b>8,080,810.75</b>	<b>1,500.00</b>

<b>OTHER TRANSACTIONS</b>										
Interest	05/14/2016	3133ECPB4	1,000,000.00	FFCB Note 0.875% Due 5/14/2018	0.000		4,375.00	0.00	4,375.00	0.00
Interest	05/15/2016	3135G0ES8	2,000,000.00	FNMA Note 1.375% Due 11/15/2016	0.000		13,750.00	0.00	13,750.00	0.00
Interest	05/20/2016	36962G6K5	1,000,000.00	General Electric Capital Corp Note 1.6% Due 11/20/2017	0.000		8,000.00	0.00	8,000.00	0.00
Interest	05/20/2016	747525AD5	650,000.00	Qualcomm Inc Note 2.25% Due 5/20/2020	0.000		7,312.50	0.00	7,312.50	0.00
Interest	05/21/2016	3135G0WJ8	2,000,000.00	FNMA Note 0.875% Due 5/21/2018	0.000		8,750.00	0.00	8,750.00	0.00
Interest	05/30/2016	3135G0F73	1,250,000.00	FNMA Note 1.5% Due 11/30/2020	0.000		9,375.00	0.00	9,375.00	0.00
Interest	05/31/2016	912828M72	1,200,000.00	US Treasury Note 0.875% Due 11/30/2017	0.000		5,250.00	0.00	5,250.00	0.00
Interest	05/31/2016	912828M98	1,000,000.00	US Treasury Note 1.625% Due 11/30/2020	0.000		8,125.00	0.00	8,125.00	0.00
Interest	05/31/2016	912828SY7	985,000.00	US Treasury Note 0.625% Due 5/31/2017	0.000		3,078.13	0.00	3,078.13	0.00
Interest	05/31/2016	912828WL0	1,000,000.00	US Treasury Note 1.5% Due 5/31/2019	0.000		7,500.00	0.00	7,500.00	0.00
Interest	05/31/2016	912828XE5	2,200,000.00	US Treasury Note 1.5% Due 5/31/2020	0.000		16,500.00	0.00	16,500.00	0.00
	<b>Subtotal</b>		<b>14,285,000.00</b>				<b>92,015.63</b>	<b>0.00</b>	<b>92,015.63</b>	<b>0.00</b>



**Transaction Ledger**

4/30/16 Thru 5/31/16

Transaction Type	Settlement Date	CUSIP	Quantity	Security Description	Price	Acq/Disp Yield	Amount	Interest Pur/Sold	Total Amount	Gain/Loss
<b>OTHER TRANSACTIONS</b>										
Dividend	05/03/2016	94975H312	47,520.56	Wells Fargo Advantage Treasury Plus MMF	0.000		3.59	0.00	3.59	0.00
	<b>Subtotal</b>		<b>47,520.56</b>				<b>3.59</b>	<b>0.00</b>	<b>3.59</b>	<b>0.00</b>
<b>TOTAL OTHER TRANSACTIONS</b>			<b>14,332,520.56</b>				<b>92,019.22</b>	<b>0.00</b>	<b>92,019.22</b>	<b>0.00</b>



Income Earned

4/30/16 Thru 5/31/16

CUSIP	Security Description	Trade Date Settle Date Units	Book Value: Begin Book Value: Acq Book Value: Disp Book Value: End	Prior Accrued Inc. Received Ending Accrued Total Interest	Accr. Of Discount Amort. Of Premium Net Accret/Amort Income Earned	Unreal G/L Total Income
<b>Fixed Income</b>						
02665WAH4	American Honda Finance Note 2.25% Due 08/15/2019	02/24/2015 02/27/2015	1,013,930.00 0.00 0.00 1,013,930.00	4,750.00 0.00 6,625.00 1,875.00	0.00 0.00 0.00 1,875.00	0.00 0.00 0.00 1,875.00
06406HCW7	Bank of New York Callable Note Cont 8/11/2019 2.3% Due 09/11/2019	02/20/2015 02/25/2015	1,013,390.00 0.00 0.00 1,013,390.00	3,194.44 0.00 5,111.11 1,916.67	0.00 0.00 0.00 1,916.67	0.00 0.00 0.00 1,916.67
166764AE0	Chevron Corp Callable Note Cont 5/24/2018 1.718% Due 06/24/2018	05/12/2015 05/15/2015	657,104.50 0.00 0.00 657,104.50	3,939.47 0.00 4,870.05 930.58	0.00 0.00 0.00 930.58	0.00 0.00 0.00 930.58
24422ESW0	John Deere Capital Corp Note 2.05% Due 03/10/2020	04/29/2015 05/04/2015	502,735.00 0.00 0.00 502,735.00	1,452.08 0.00 2,306.25 854.17	0.00 0.00 0.00 854.17	0.00 0.00 0.00 854.17
30231GAD4	Exxon Mobil Corp Callable Note Cont 2/15/2019 1.819% Due 03/15/2019	01/25/2016 01/28/2016	702,604.00 0.00 0.00 702,604.00	1,626.99 0.00 2,688.08 1,061.09	0.00 0.00 0.00 1,061.09	0.00 0.00 0.00 1,061.09
3130A7CV5	FHLB Note 1.375% Due 02/18/2021	04/25/2016 04/26/2016	1,991,960.00 0.00 0.00 1,991,960.00	5,576.39 0.00 7,868.06 2,291.67	0.00 0.00 0.00 2,291.67	0.00 0.00 0.00 2,291.67
313378QK0	FHLB Note 1.875% Due 03/08/2019	01/22/2016 01/25/2016	1,274,437.50 0.00 0.00 1,274,437.50	3,450.52 0.00 5,403.65 1,953.13	0.00 0.00 0.00 1,953.13	0.00 0.00 0.00 1,953.13
313383HQ7	FHLB Callable Note 1X 6/24/14 1.2% Due 06/27/2018	05/30/2013 06/27/2013	3,000,000.00 0.00 0.00 3,000,000.00	12,400.00 0.00 15,400.00 3,000.00	0.00 0.00 0.00 3,000.00	0.00 0.00 0.00 3,000.00
313383HU8	FHLB Note 1.75% Due 06/12/2020	Various Various	2,021,970.00 0.00 0.00 2,021,970.00	13,513.88 0.00 16,430.56 2,916.68	0.00 0.00 0.00 2,916.68	0.00 0.00 0.00 2,916.68
3133ECPB4	FFCB Note 0.875% Due 05/14/2018	05/17/2013 05/21/2013	997,810.00 0.00 0.00 997,810.00	4,059.03 4,375.00 413.19 729.16	0.00 0.00 0.00 729.16	0.00 0.00 0.00 729.16





Income Earned

4/30/16 Thru 5/31/16

CUSIP	Security Description	Trade Date Settle Date Units	Book Value: Begin Book Value: Acq Book Value: Disp Book Value: End	Prior Accrued Inc. Received Ending Accrued Total Interest	Accr. Of Discount Amort. Of Premium Net Accret/Amort Income Earned	Unreal G/L Total Income
3134G34Y3	FHLMC Callable Note Qtrly 5/14/13 Due 02/14/2018	01/24/2013 02/14/2013 0.00	2,998,500.00 0.00 2,998,500.00 0.00	6,416.67 7,500.00 0.00 1,083.33	0.00 0.00 0.00 1,083.33	0.00 0.00 0.00 1,083.33
3134G4A57	FHLMC Callable Note 1X 6/24/14 1.25% Due 06/27/2018	05/31/2013 06/27/2013 2,000,000.00	2,000,000.00 0.00 0.00 2,000,000.00	8,611.11 0.00 10,694.44 2,083.33	0.00 0.00 0.00 2,083.33	0.00 0.00 0.00 2,083.33
3135G0CM3	FNMA Note 1.25% Due 09/28/2016	05/17/2013 05/20/2013 2,000,000.00	2,050,520.00 0.00 0.00 2,050,520.00	2,291.67 0.00 4,375.00 2,083.33	0.00 0.00 0.00 2,083.33	0.00 0.00 0.00 2,083.33
3135G0D75	FNMA Note 1.5% Due 06/22/2020	10/14/2015 10/15/2015 1,000,000.00	1,004,930.00 0.00 0.00 1,004,930.00	5,375.00 0.00 6,625.00 1,250.00	0.00 0.00 0.00 1,250.00	0.00 0.00 0.00 1,250.00
3135G0ES8	FNMA Note 1.375% Due 11/15/2016	05/17/2013 05/20/2013 2,000,000.00	2,058,980.00 0.00 0.00 2,058,980.00	12,680.56 13,750.00 1,222.22 2,291.66	0.00 0.00 0.00 2,291.66	0.00 0.00 0.00 2,291.66
3135G0F73	FNMA Note 1.5% Due 11/30/2020	01/22/2016 01/25/2016 1,250,000.00	1,245,325.00 0.00 0.00 1,245,325.00	7,864.58 9,375.00 52.08 1,562.50	0.00 0.00 0.00 1,562.50	0.00 0.00 0.00 1,562.50
3135G0UD3	FNMA Callable Note Qtrly 2/14/14 1.01% Due 02/14/2018	01/24/2013 02/14/2013 2,000,000.00	2,000,000.00 0.00 0.00 2,000,000.00	4,320.56 0.00 6,003.89 1,683.33	0.00 0.00 0.00 1,683.33	0.00 0.00 0.00 1,683.33
3135G0WJ8	FNMA Note 0.875% Due 05/21/2018	05/17/2013 05/21/2013 2,000,000.00	1,993,660.00 0.00 0.00 1,993,660.00	7,777.78 8,750.00 486.11 1,458.33	0.00 0.00 0.00 1,458.33	0.00 0.00 0.00 1,458.33
3136G1AZ2	FNMA Callable Note Qtrly 1/30/14 1% Due 01/30/2018	01/04/2013 01/30/2013 2,000,000.00	2,000,000.00 0.00 0.00 2,000,000.00	5,055.56 0.00 6,722.22 1,666.66	0.00 0.00 0.00 1,666.66	0.00 0.00 0.00 1,666.66
3137EADM8	FHLMC Note 1.25% Due 10/02/2019	11/03/2015 11/04/2015 1,500,000.00	1,486,860.00 0.00 0.00 1,486,860.00	1,510.42 0.00 3,072.92 1,562.50	0.00 0.00 0.00 1,562.50	0.00 0.00 0.00 1,562.50
3137EADV8	FHLMC Note 0.75% Due 07/14/2017	07/08/2015 07/09/2015 1,000,000.00	1,001,230.00 0.00 0.00 1,001,230.00	2,229.17 0.00 2,854.17 625.00	0.00 0.00 0.00 625.00	0.00 0.00 0.00 625.00



CUSIP	Security Description	Trade Date Settle Date Units	Book Value: Begin Book Value: Acq Book Value: Disp Book Value: End	Prior Accrued Inc. Received Ending Accrued Total Interest	Accr. Of Discount Amort. Of Premium Net Accret/Amort Income Earned	Unreal G/L Total Income
36962G6K5	General Electric Capital Corp Note 1.6% Due 11/20/2017	11/13/2014 11/18/2014 1,000,000.00	1,006,420.00 0.00 0.00 1,006,420.00	7,155.56 8,000.00 488.89 1,333.33	0.00 0.00 0.00 1,333.33	0.00 0.00 0.00 1,333.33
40428HPH9	HSBC USA Inc Note 1.625% Due 01/16/2018	05/12/2015 05/15/2015 650,000.00	653,100.50 0.00 0.00 653,100.50	3,080.73 0.00 3,960.94 880.21	0.00 0.00 0.00 880.21	0.00 0.00 0.00 880.21
46625HKA7	JP Morgan Chase Callable Note Cont 12/23/2019 2.25% Due 01/23/2020	04/29/2015 05/04/2015 500,000.00	498,480.00 0.00 0.00 498,480.00	3,062.50 0.00 4,000.00 937.50	0.00 0.00 0.00 937.50	0.00 0.00 0.00 937.50
525ESC2W8	Lehman Brothers ESCROW CUSIP - Defaulted Due 02/06/2017	04/17/2012 04/18/2012 2,500,000.00	154,320.25 0.00 0.00 154,320.25	0.00 0.00 0.00 0.00	0.00 0.00 0.00 0.00	0.00 0.00 0.00 0.00
525ESCIB7	Lehman Brothers Note-Defaulted Due 01/24/2017	04/17/2012 04/18/2012 2,500,000.00	157,270.74 0.00 0.00 157,270.74	0.00 0.00 0.00 0.00	0.00 0.00 0.00 0.00	0.00 0.00 0.00 0.00
532457BF4	Eli Lilly & Co Note 1.95% Due 03/15/2019	07/08/2015 07/13/2015 650,000.00	653,952.00 0.00 0.00 653,952.00	1,619.58 0.00 2,675.83 1,056.25	0.00 0.00 0.00 1,056.25	0.00 0.00 0.00 1,056.25
68389XAN5	Oracle Corp Note 1.2% Due 10/15/2017	10/30/2013 10/31/2013 1,000,000.00	992,140.00 0.00 0.00 992,140.00	533.33 0.00 1,533.33 1,000.00	0.00 0.00 0.00 1,000.00	0.00 0.00 0.00 1,000.00
713448CS5	PepsiCo Inc Callable Note Cont 3/30/2020 1.85% Due 04/30/2020	05/12/2015 05/15/2015 650,000.00	644,052.50 0.00 0.00 644,052.50	33.40 0.00 1,035.49 1,002.09	0.00 0.00 0.00 1,002.09	0.00 0.00 0.00 1,002.09
747525AD5	Qualcomm Inc Note 2.25% Due 05/20/2020	06/03/2015 06/08/2015 650,000.00	646,314.50 0.00 0.00 646,314.50	6,540.63 7,312.50 446.88 1,218.75	0.00 0.00 0.00 1,218.75	0.00 0.00 0.00 1,218.75
89236TBP9	Toyota Motor Credit Corp Note 2.125% Due 07/18/2019	02/04/2016 02/09/2016 700,000.00	709,030.00 0.00 0.00 709,030.00	4,255.90 0.00 5,495.49 1,239.59	0.00 0.00 0.00 1,239.59	0.00 0.00 0.00 1,239.59
91159HHH6	US Bancorp Callable Note Cont 3/25/2019 2.2% Due 04/25/2019	05/15/2015 05/20/2015 650,000.00	661,583.00 0.00 0.00 661,583.00	238.33 0.00 1,430.00 1,191.67	0.00 0.00 0.00 1,191.67	0.00 0.00 0.00 1,191.67



Income Earned

4/30/16 Thru 5/31/16

CUSIP	Security Description	Trade Date Settle Date Units	Book Value: Begin Book Value: Acq Book Value: Disp Book Value: End	Prior Accrued Inc. Received Ending Accrued Total Interest	Accr. Of Discount Amort. Of Premium Net Accret/Amort Income Earned	Unreal G/L Total Income
912828H52	US Treasury Note 1.25% Due 01/31/2020	02/20/2015 02/23/2015 1,000,000.00	986,683.04 0.00 0.00 986,683.04	3,125.00 0.00 4,189.56 1,064.56	0.00 0.00 0.00 1,064.56	0.00 0.00 0.00 1,064.56
912828J84	US Treasury Note 1.375% Due 03/31/2020	04/29/2015 04/30/2015 1,000,000.00	996,136.16 0.00 0.00 996,136.16	1,164.62 0.00 2,329.23 1,164.61	0.00 0.00 0.00 1,164.61	0.00 0.00 0.00 1,164.61
912828K25	US Treasury Note 0.75% Due 04/15/2018	05/15/2015 05/18/2015 1,200,000.00	1,195,410.27 0.00 0.00 1,195,410.27	393.44 0.00 1,155.74 762.30	0.00 0.00 0.00 762.30	0.00 0.00 0.00 762.30
912828K58	US Treasury Note 1.375% Due 04/30/2020	05/15/2015 05/18/2015 1,200,000.00	1,195,269.65 0.00 0.00 1,195,269.65	44.84 0.00 1,434.78 1,389.94	0.00 0.00 0.00 1,389.94	0.00 0.00 0.00 1,389.94
912828L32	US Treasury Note 1.375% Due 08/31/2020	05/17/2016 05/18/2016 1,000,000.00	0.00 1,007,698.66 0.00 1,007,698.66	0.00 (2,951.77) 3,474.86 523.09	0.00 0.00 0.00 523.09	0.00 0.00 0.00 523.09
912828L99	US Treasury Note 1.375% Due 10/31/2020	11/03/2015 11/04/2015 1,500,000.00	1,484,126.12 0.00 0.00 1,484,126.12	56.05 0.00 1,793.48 1,737.43	0.00 0.00 0.00 1,737.43	0.00 0.00 0.00 1,737.43
912828M72	US Treasury Note 0.875% Due 11/30/2017	01/22/2016 01/25/2016 1,200,000.00	1,200,191.52 0.00 0.00 1,200,191.52	4,389.34 5,250.00 28.69 889.35	0.00 0.00 0.00 889.35	0.00 0.00 0.00 889.35
912828M98	US Treasury Note 1.625% Due 11/30/2020	01/22/2016 01/25/2016 1,000,000.00	1,007,151.79 0.00 0.00 1,007,151.79	6,793.03 8,125.00 44.40 1,376.37	0.00 0.00 0.00 1,376.37	0.00 0.00 0.00 1,376.37
912828P87	US Treasury Note 1.125% Due 02/28/2021	04/04/2016 04/05/2016 1,450,000.00	1,444,114.23 0.00 0.00 1,444,114.23	2,748.30 0.00 4,122.45 1,374.15	0.00 0.00 0.00 1,374.15	0.00 0.00 0.00 1,374.15
912828SD3	US Treasury Note 1.25% Due 01/31/2019	02/20/2015 02/23/2015 1,000,000.00	996,058.04 0.00 0.00 996,058.04	3,125.00 0.00 4,189.56 1,064.56	0.00 0.00 0.00 1,064.56	0.00 0.00 0.00 1,064.56
912828SY7	US Treasury Note 0.625% Due 05/31/2017	11/13/2014 11/14/2014 985,000.00	980,540.02 0.00 0.00 980,540.02	2,573.51 3,078.13 16.82 521.44	0.00 0.00 0.00 521.44	0.00 0.00 0.00 521.44



CUSIP	Security Description	Trade Date Settle Date Units	Book Value: Begin Book Value: Acq Book Value: Disp Book Value: End	Prior Accrued Inc. Received Ending Accrued Total Interest	Accr. Of Discount Amort. Of Premium Net Accret/Amort Income Earned	Unreal G/L Total Income
912828WLO	US Treasury Note 1.5% Due 05/31/2019	05/17/2016 05/18/2016 1,000,000.00	0.00 1,016,448.66 0.00 1,016,448.66	0.00 532.79 40.98 573.77	0.00 0.00 0.00 573.77	0.00 0.00 0.00 573.77
912828XE5	US Treasury Note 1.5% Due 05/31/2020	Various Various 2,200,000.00	2,192,817.92 0.00 0.00 2,192,817.92	13,795.08 16,500.00 90.17 2,795.09	0.00 0.00 0.00 2,795.09	0.00 0.00 0.00 2,795.09
94974BGF1	Wells Fargo Corp Note 2.15% Due 01/30/2020	07/08/2015 07/13/2015 650,000.00	647,900.50 0.00 0.00 647,900.50	3,532.57 0.00 4,697.15 1,164.58	0.00 0.00 0.00 1,164.58	0.00 0.00 0.00 1,164.58
			<b>54,119,008.75</b>	<b>186,356.62</b>	<b>0.00</b>	
			<b>2,024,147.32</b>	<b>89,596.65</b>	<b>0.00</b>	
			<b>2,998,500.00</b>	<b>157,898.72</b>	<b>0.00</b>	<b>0.00</b>
<b>TOTAL Fixed Income</b>			<b>57,685,000.00</b>	<b>61,138.75</b>	<b>61,138.75</b>	<b>61,138.75</b>

<b>Cash &amp; Equivalent</b>						
313384ZN2	FHLB Discount Note 0.3% Due 07/18/2016	05/17/2016 05/18/2016 1,000,000.00	0.00 999,491.67 0.00 999,491.67	0.00 0.00 116.67 116.67	0.00 0.00 0.00 116.67	0.00 0.00 0.00 116.67
90BASI\$01	Bank of America Checking Account	12/31/2014 12/31/2014 272,189.66	2,311,942.44 0.00 2,039,752.78 272,189.66	0.00 0.00 0.00 0.00	0.00 0.00 0.00 0.00	0.00 0.00 0.00 0.00
90COCM\$00	Summary of Cash Held in Trust *See Details (Attached)	Various Various 6,291,937.64	6,183,356.98 108,580.66 0.00 6,291,937.64	0.00 0.00 0.00 0.00	0.00 0.00 0.00 0.00	0.00 0.00 0.00 0.00
90JPMC\$02	JP Morgan Chase Checking Account	Various Various 3,400,617.71	250,000.00 3,150,617.71 0.00 3,400,617.71	0.00 0.00 0.00 0.00	0.00 0.00 0.00 0.00	0.00 0.00 0.00 0.00
94975H312	Wells Fargo Advantage Treasury Plus MMF	Various Various 113,481.81	47,520.56 3,099,519.22 3,033,557.97 113,481.81	0.00 3.59 0.00 3.59	0.00 0.00 0.00 3.59	0.00 0.00 0.00 3.59
			<b>8,792,819.98</b>	<b>0.00</b>	<b>0.00</b>	
			<b>7,358,209.26</b>	<b>3.59</b>	<b>0.00</b>	
			<b>5,073,310.75</b>	<b>116.67</b>	<b>0.00</b>	<b>0.00</b>
<b>TOTAL Cash &amp; Equivalent</b>			<b>11,078,226.82</b>	<b>120.26</b>	<b>120.26</b>	<b>120.26</b>



**Income Earned**

4/30/16 Thru 5/31/16

CUSIP	Security Description	Trade Date Settle Date Units	Book Value: Begin Book Value: Acq Book Value: Disp Book Value: End	Prior Accrued Inc. Received Ending Accrued Total Interest	Accr. Of Discount Amort. Of Premium Net Accret/Amort Income Earned	Unreal G/L Total Income
<b>Local Agency Investment Fund</b>						
90LAIF\$00	Local Agency Investment Fund State Pool		37,322,237.60	12,894.23	0.00	
		Various	7,000,000.00	0.00	0.00	
		Various	0.00	40,205.92	0.00	0.00
		44,322,237.60	44,322,237.60	27,311.69	27,311.69	27,311.69
			<b>37,322,237.60</b>	<b>12,894.23</b>	<b>0.00</b>	
			<b>7,000,000.00</b>	<b>0.00</b>	<b>0.00</b>	
			<b>0.00</b>	<b>40,205.92</b>	<b>0.00</b>	<b>0.00</b>
<b>TOTAL Local Agency Investment Fund</b>		<b>44,322,237.60</b>	<b>44,322,237.60</b>	<b>27,311.69</b>	<b>27,311.69</b>	<b>27,311.69</b>
			<b>100,234,066.33</b>	<b>199,250.85</b>	<b>0.00</b>	
			<b>16,382,356.58</b>	<b>89,600.24</b>	<b>0.00</b>	
			<b>8,071,810.75</b>	<b>198,221.31</b>	<b>0.00</b>	<b>0.00</b>
<b>TOTAL PORTFOLIO</b>		<b>113,085,464.42</b>	<b>108,544,612.16</b>	<b>88,570.70</b>	<b>88,570.70</b>	<b>88,570.70</b>



### Cash Flow Report

From 05/31/2016

Payment Date	Transaction Type	CUSIP	Quantity	Security Description	Principal Amount	Income	Total Amount
06/12/2016	Interest	313383HU8	2,000,000.00	FHLB Note 1.75% Due 6/12/2020	0.00	17,500.00	17,500.00
06/22/2016	Interest	3135G0D75	1,000,000.00	FNMA Note 1.5% Due 6/22/2020	0.00	7,500.00	7,500.00
06/24/2016	Interest	166764AE0	650,000.00	Chevron Corp Callable Note Cont 5/24/2018 1.718% Due 6/24/2018	0.00	5,583.50	5,583.50
06/27/2016	Interest	3134G4A57	2,000,000.00	FHLMC Callable Note 1X 6/24/14 1.25% Due 6/27/2018	0.00	12,500.00	12,500.00
06/27/2016	Interest	313383HQ7	3,000,000.00	FHLB Callable Note 1X 6/24/14 1.2% Due 6/27/2018	0.00	18,000.00	18,000.00
<b>Jun 2016</b>					<b>0.00</b>	<b>61,083.50</b>	<b>61,083.50</b>
07/14/2016	Interest	3137EADV8	1,000,000.00	FHLMC Note 0.75% Due 7/14/2017	0.00	3,750.00	3,750.00
07/15/2016	Dividend	90LAIF\$00	37,322,237.60	Local Agency Investment Fund State Pool	0.00	40,100.73	40,100.73
07/16/2016	Interest	40428HPH9	650,000.00	HSBC USA Inc Note 1.625% Due 1/16/2018	0.00	5,281.25	5,281.25
07/18/2016	Interest	89236TBP9	700,000.00	Toyota Motor Credit Corp Note 2.125% Due 7/18/2019	0.00	7,437.50	7,437.50
07/18/2016	Maturity	313384ZN2	1,000,000.00	FHLB Discount Note 0.3% Due 7/18/2016	999,491.67	508.33	1,000,000.00
07/23/2016	Interest	46625HKA7	500,000.00	JP Morgan Chase Callable Note Cont 12/23/2019 2.25% Due 1/23/2020	0.00	5,625.00	5,625.00
07/30/2016	Interest	94974BGF1	650,000.00	Wells Fargo Corp Note 2.15% Due 1/30/2020	0.00	6,987.50	6,987.50
07/30/2016	Interest	3136G1AZ2	2,000,000.00	FNMA Callable Note Qtrly 1/30/14 1% Due 1/30/2018	0.00	10,000.00	10,000.00
07/31/2016	Interest	912828SD3	1,000,000.00	US Treasury Note 1.25% Due 1/31/2019	0.00	6,250.00	6,250.00
07/31/2016	Interest	912828H52	1,000,000.00	US Treasury Note 1.25% Due 1/31/2020	0.00	6,250.00	6,250.00
<b>Jul 2016</b>					<b>999,491.67</b>	<b>92,190.31</b>	<b>1,091,681.98</b>
08/14/2016	Interest	3135G0UD3	2,000,000.00	FNMA Callable Note Qtrly 2/14/14 1.01% Due 2/14/2018	0.00	10,100.00	10,100.00
08/15/2016	Interest	02665WAH4	1,000,000.00	American Honda Finance Note 2.25% Due 8/15/2019	0.00	11,250.00	11,250.00
08/18/2016	Interest	3130A7CV5	2,000,000.00	FHLB Note 1.375% Due 2/18/2021	0.00	13,750.00	13,750.00
08/31/2016	Interest	912828L32	1,000,000.00	US Treasury Note 1.375% Due 8/31/2020	0.00	6,875.00	6,875.00



### Cash Flow Report

From 05/31/2016

Payment Date	Transaction Type	CUSIP	Quantity	Security Description	Principal Amount	Income	Total Amount
08/31/2016	Interest	912828P87	1,450,000.00	US Treasury Note 1.125% Due 2/28/2021	0.00	8,156.25	8,156.25
<b>Aug 2016</b>					<b>0.00</b>	<b>50,131.25</b>	<b>50,131.25</b>
09/08/2016	Interest	313378QK0	1,250,000.00	FHLB Note 1.875% Due 3/8/2019	0.00	11,718.75	11,718.75
09/10/2016	Interest	24422ESW0	500,000.00	John Deere Capital Corp Note 2.05% Due 3/10/2020	0.00	5,125.00	5,125.00
09/11/2016	Interest	06406HCW7	1,000,000.00	Bank of New York Callable Note Cont 8/11/2019 2.3% Due 9/11/2019	0.00	11,500.00	11,500.00
09/15/2016	Interest	532457BF4	650,000.00	Eli Lilly & Co Note 1.95% Due 3/15/2019	0.00	6,337.50	6,337.50
09/15/2016	Interest	30231GAD4	700,000.00	Exxon Mobil Corp Callable Note Cont 2/15/2019 1.819% Due 3/15/2019	0.00	6,366.50	6,366.50
09/28/2016	Maturity	3135G0CM3	2,000,000.00	FNMA Note 1.25% Due 9/28/2016	2,000,000.00	12,500.00	2,012,500.00
09/30/2016	Interest	912828J84	1,000,000.00	US Treasury Note 1.375% Due 3/31/2020	0.00	6,875.00	6,875.00
<b>Sep 2016</b>					<b>2,000,000.00</b>	<b>60,422.75</b>	<b>2,060,422.75</b>
10/02/2016	Interest	3137EADM8	1,500,000.00	FHLMC Note 1.25% Due 10/2/2019	0.00	9,375.00	9,375.00
10/15/2016	Interest	68389XAN5	1,000,000.00	Oracle Corp Note 1.2% Due 10/15/2017	0.00	6,000.00	6,000.00
10/15/2016	Interest	912828K25	1,200,000.00	US Treasury Note 0.75% Due 4/15/2018	0.00	4,500.00	4,500.00
10/25/2016	Interest	91159HHH6	650,000.00	US Bancorp Callable Note Cont 3/25/2019 2.2% Due 4/25/2019	0.00	7,150.00	7,150.00
10/30/2016	Interest	713448CS5	650,000.00	PepsiCo Inc Callable Note Cont 3/30/2020 1.85% Due 4/30/2020	0.00	6,012.50	6,012.50
10/31/2016	Interest	912828L99	1,500,000.00	US Treasury Note 1.375% Due 10/31/2020	0.00	10,312.50	10,312.50
10/31/2016	Interest	912828K58	1,200,000.00	US Treasury Note 1.375% Due 4/30/2020	0.00	8,250.00	8,250.00
<b>Oct 2016</b>					<b>0.00</b>	<b>51,600.00</b>	<b>51,600.00</b>
11/14/2016	Interest	3133ECPB4	1,000,000.00	FFCB Note 0.875% Due 5/14/2018	0.00	4,375.00	4,375.00
11/15/2016	Maturity	3135G0ES8	2,000,000.00	FNMA Note 1.375% Due 11/15/2016	2,000,000.00	13,750.00	2,013,750.00
11/20/2016	Interest	747525AD5	650,000.00	Qualcomm Inc Note 2.25% Due 5/20/2020	0.00	7,312.50	7,312.50



### Cash Flow Report

From 05/31/2016

Payment Date	Transaction Type	CUSIP	Quantity	Security Description	Principal Amount	Income	Total Amount
11/20/2016	Interest	36962G6K5	1,000,000.00	General Electric Capital Corp Note 1.6% Due 11/20/2017	0.00	8,000.00	8,000.00
11/21/2016	Interest	3135G0WJ8	2,000,000.00	FNMA Note 0.875% Due 5/21/2018	0.00	8,750.00	8,750.00
11/30/2016	Interest	912828XE5	2,200,000.00	US Treasury Note 1.5% Due 5/31/2020	0.00	16,500.00	16,500.00
11/30/2016	Interest	912828M72	1,200,000.00	US Treasury Note 0.875% Due 11/30/2017	0.00	5,250.00	5,250.00
11/30/2016	Interest	3135G0F73	1,250,000.00	FNMA Note 1.5% Due 11/30/2020	0.00	9,375.00	9,375.00
11/30/2016	Interest	912828WL0	1,000,000.00	US Treasury Note 1.5% Due 5/31/2019	0.00	7,500.00	7,500.00
11/30/2016	Interest	912828SY7	985,000.00	US Treasury Note 0.625% Due 5/31/2017	0.00	3,078.13	3,078.13
11/30/2016	Interest	912828M98	1,000,000.00	US Treasury Note 1.625% Due 11/30/2020	0.00	8,125.00	8,125.00
<b>Nov 2016</b>					<b>2,000,000.00</b>	<b>92,015.63</b>	<b>2,092,015.63</b>
12/12/2016	Interest	313383HU8	2,000,000.00	FHLB Note 1.75% Due 6/12/2020	0.00	17,500.00	17,500.00
12/22/2016	Interest	3135G0D75	1,000,000.00	FNMA Note 1.5% Due 6/22/2020	0.00	7,500.00	7,500.00
12/24/2016	Interest	166764AE0	650,000.00	Chevron Corp Callable Note Cont 5/24/2018 1.718% Due 6/24/2018	0.00	5,583.50	5,583.50
12/27/2016	Interest	3134G4A57	2,000,000.00	FHLMC Callable Note 1X 6/24/14 1.25% Due 6/27/2018	0.00	12,500.00	12,500.00
12/27/2016	Interest	313383HQ7	3,000,000.00	FHLB Callable Note 1X 6/24/14 1.2% Due 6/27/2018	0.00	18,000.00	18,000.00
<b>Dec 2016</b>					<b>0.00</b>	<b>61,083.50</b>	<b>61,083.50</b>
01/14/2017	Interest	3137EADV8	1,000,000.00	FHLMC Note 0.75% Due 7/14/2017	0.00	3,750.00	3,750.00
01/16/2017	Interest	40428HPH9	650,000.00	HSBC USA Inc Note 1.625% Due 1/16/2018	0.00	5,281.25	5,281.25
01/18/2017	Interest	89236TBP9	700,000.00	Toyota Motor Credit Corp Note 2.125% Due 7/18/2019	0.00	7,437.50	7,437.50
01/23/2017	Interest	46625HKA7	500,000.00	JP Morgan Chase Callable Note Cont 12/23/2019 2.25% Due 1/23/2020	0.00	5,625.00	5,625.00
01/30/2017	Interest	3136G1AZ2	2,000,000.00	FNMA Callable Note Qtrly 1/30/14 1% Due 1/30/2018	0.00	10,000.00	10,000.00
01/30/2017	Interest	94974BGF1	650,000.00	Wells Fargo Corp Note 2.15% Due 1/30/2020	0.00	6,987.50	6,987.50





### Cash Flow Report

From 05/31/2016

Payment Date	Transaction Type	CUSIP	Quantity	Security Description	Principal Amount	Income	Total Amount
01/31/2017	Interest	912828SD3	1,000,000.00	US Treasury Note 1.25% Due 1/31/2019	0.00	6,250.00	6,250.00
01/31/2017	Interest	912828H52	1,000,000.00	US Treasury Note 1.25% Due 1/31/2020	0.00	6,250.00	6,250.00
<b>Jan 2017</b>					<b>0.00</b>	<b>51,581.25</b>	<b>51,581.25</b>
02/14/2017	Interest	3135G0UD3	2,000,000.00	FNMA Callable Note Qtrly 2/14/14 1.01% Due 2/14/2018	0.00	10,100.00	10,100.00
02/15/2017	Interest	02665WAH4	1,000,000.00	American Honda Finance Note 2.25% Due 8/15/2019	0.00	11,250.00	11,250.00
02/18/2017	Interest	3130A7CV5	2,000,000.00	FHLB Note 1.375% Due 2/18/2021	0.00	13,750.00	13,750.00
02/28/2017	Interest	912828P87	1,450,000.00	US Treasury Note 1.125% Due 2/28/2021	0.00	8,156.25	8,156.25
02/28/2017	Interest	912828L32	1,000,000.00	US Treasury Note 1.375% Due 8/31/2020	0.00	6,875.00	6,875.00
<b>Feb 2017</b>					<b>0.00</b>	<b>50,131.25</b>	<b>50,131.25</b>
03/08/2017	Interest	313378QK0	1,250,000.00	FHLB Note 1.875% Due 3/8/2019	0.00	11,718.75	11,718.75
03/10/2017	Interest	24422ESW0	500,000.00	John Deere Capital Corp Note 2.05% Due 3/10/2020	0.00	5,125.00	5,125.00
03/11/2017	Interest	06406HCW7	1,000,000.00	Bank of New York Callable Note Cont 8/11/2019 2.3% Due 9/11/2019	0.00	11,500.00	11,500.00
03/15/2017	Interest	30231GAD4	700,000.00	Exxon Mobil Corp Callable Note Cont 2/15/2019 1.819% Due 3/15/2019	0.00	6,366.50	6,366.50
03/15/2017	Interest	532457BF4	650,000.00	Eli Lilly & Co Note 1.95% Due 3/15/2019	0.00	6,337.50	6,337.50
03/31/2017	Interest	912828J84	1,000,000.00	US Treasury Note 1.375% Due 3/31/2020	0.00	6,875.00	6,875.00
<b>Mar 2017</b>					<b>0.00</b>	<b>47,922.75</b>	<b>47,922.75</b>
04/02/2017	Interest	3137EADM8	1,500,000.00	FHLMC Note 1.25% Due 10/2/2019	0.00	9,375.00	9,375.00
04/15/2017	Interest	912828K25	1,200,000.00	US Treasury Note 0.75% Due 4/15/2018	0.00	4,500.00	4,500.00
04/15/2017	Interest	68389XAN5	1,000,000.00	Oracle Corp Note 1.2% Due 10/15/2017	0.00	6,000.00	6,000.00
04/25/2017	Interest	91159HHH6	650,000.00	US Bancorp Callable Note Cont 3/25/2019 2.2% Due 4/25/2019	0.00	7,150.00	7,150.00
04/30/2017	Interest	912828L99	1,500,000.00	US Treasury Note 1.375% Due 10/31/2020	0.00	10,312.50	10,312.50



### Cash Flow Report

From 05/31/2016

Payment Date	Transaction Type	CUSIP	Quantity	Security Description	Principal Amount	Income	Total Amount
04/30/2017	Interest	912828K58	1,200,000.00	US Treasury Note 1.375% Due 4/30/2020	0.00	8,250.00	8,250.00
04/30/2017	Interest	713448CS5	650,000.00	PepsiCo Inc Callable Note Cont 3/30/2020 1.85% Due 4/30/2020	0.00	6,012.50	6,012.50
<b>Apr 2017</b>					<b>0.00</b>	<b>51,600.00</b>	<b>51,600.00</b>
05/14/2017	Interest	3133ECPB4	1,000,000.00	FFCB Note 0.875% Due 5/14/2018	0.00	4,375.00	4,375.00
05/20/2017	Interest	747525AD5	650,000.00	Qualcomm Inc Note 2.25% Due 5/20/2020	0.00	7,312.50	7,312.50
05/20/2017	Interest	36962G6K5	1,000,000.00	General Electric Capital Corp Note 1.6% Due 11/20/2017	0.00	8,000.00	8,000.00
05/21/2017	Interest	3135G0WJ8	2,000,000.00	FNMA Note 0.875% Due 5/21/2018	0.00	8,750.00	8,750.00
05/30/2017	Interest	3135G0F73	1,250,000.00	FNMA Note 1.5% Due 11/30/2020	0.00	9,375.00	9,375.00
05/31/2017	Interest	912828WL0	1,000,000.00	US Treasury Note 1.5% Due 5/31/2019	0.00	7,500.00	7,500.00
05/31/2017	Interest	912828M98	1,000,000.00	US Treasury Note 1.625% Due 11/30/2020	0.00	8,125.00	8,125.00
05/31/2017	Interest	912828XE5	2,200,000.00	US Treasury Note 1.5% Due 5/31/2020	0.00	16,500.00	16,500.00
05/31/2017	Interest	912828M72	1,200,000.00	US Treasury Note 0.875% Due 11/30/2017	0.00	5,250.00	5,250.00
05/31/2017	Maturity	912828SY7	985,000.00	US Treasury Note 0.625% Due 5/31/2017	985,000.00	3,078.13	988,078.13
<b>May 2017</b>					<b>985,000.00</b>	<b>78,265.63</b>	<b>1,063,265.63</b>
<b>Total</b>					<b>5,984,491.67</b>	<b>748,027.82</b>	<b>6,732,519.49</b>

**CITY OF COSTA MESA**  
**SUMMARY OF CASH HELD IN TRUST**  
**AS OF MAY 31, 2016**

**Costa Mesa PFA Refunding Certificates of Participation, 2003 (Public Facilities Project)**

Trustee: The Bank of New York Trust Company, N.A.

Fund	Investment Type	Issuer	Maturity Date	Cost	Par	Market Value	Rate
Reserve Fund	U.S. Govt. Obligation Fund	Wells Fargo Treasury Plus Money Market	Open	1,273,314.22	1,273,314.22	1,273,314.22	0.010
	Ending Balances			<u>\$ 1,273,314.22</u>	<u>1,273,314.22</u>	<u>1,273,314.22</u>	

**Costa Mesa PFA Revenue Refunding Bonds Series 2006A**

Trustee: U. S. Bank Corporate Trust Services

Fund	Investment Type	Issuer	Maturity Date	Cost	Par	Market Value	Rate
Capital Improvement Fund	Treasury Obligations Fund	First American Funds	Open	\$ 159,857.83	\$ 159,857.83	\$ 159,857.83	-
Local Obligation	Note Secured by Real Estate	City of Costa Mesa	08/01/2021	1,115,000.00	1,115,000.00	1,115,000.00	8.30
Revenue Fund	Treasury Obligations Fund	First American Funds	Open	214,314.37	214,314.37	214,314.37	-
Reserve Fund	Treasury Obligations Fund	First American Funds	Open	224,755.76	224,755.76	224,755.76	-
Expense Fund	Treasury Obligations Fund	First American Funds	Open	4,987.35	4,987.35	4,987.35	-
Surplus Fund	Treasury Obligations Fund	First American Funds	Open	181,904.91	181,904.91	181,904.91	-
	Ending Balances			<u>\$ 1,900,820.22</u>	<u>1,900,820.22</u>	<u>1,900,820.22</u>	

**Costa Mesa PFA Certificates of Participation, 2007 (Police Facility Expansion & Renovation Project)**

Trustee: The Bank of New York Mellon Trust Company, N.A.

Fund	Investment Type	Issuer	Maturity Date	Cost	Par	Market Value	Rate
Reserve Fund	U.S. Govt. Obligation Fund	Wells Fargo Treasury Plus Money Market	Open	2,297,321.20	2,297,321.20	2,297,321.20	-
	Ending Balances			<u>\$ 2,297,321.20</u>	<u>2,297,321.20</u>	<u>2,297,321.20</u>	

**City of Costa Mesa Workers Compensation Account**

Trustee: Admisure

Fund	Investment Type	Issuer	Maturity Date	Cost	Par	Market Value	Rate
Workers Compensation	Checking Account	Bank of America	Open	48,561.83	48,561.83	48,561.83	-
	Ending Balances			<u>\$ 48,561.83</u>	<u>48,561.83</u>	<u>48,561.83</u>	

**City of Costa Mesa Joint Powers Employee Benefit Authority**

Trustee: City of Costa Mesa

Fund	Investment Type	Issuer	Maturity Date	Cost	Par	Market Value	Rate
Medical Premium Retirement Benefit Plan	Checking Account	Bank of America	Open	119,553.96	119,553.96	119,553.96	(1)
	Ending Balances			<u>\$ 119,553.96</u>	<u>119,553.96</u>	<u>119,553.96</u>	

**City of Costa Mesa Housing Authority Fund**

Trustee: Farmers State Bank

Fund	Investment Type	Issuer	Maturity Date	Cost	Par	Market Value	Rate
First Time Home Buyer Program	Checking Account		Open	969.39	969.39	969.39	(1)
	Ending Balances			<u>\$ 969.39</u>	<u>969.39</u>	<u>969.39</u>	

**800 MHz Quarterly Reserve Fund**

Trustee: Orange County Investment Pool

Fund	Investment Type	Issuer	Maturity Date	Cost	Par	Market Value	Rate
Reserve Fund	Money Market Fund	Orange County Investment Pool	Open	\$ 8,120.67	8,120.67	8,120.67	(1)
Cost Sharing							
Infrastructure/Sustainability	Money Market Fund	Orange County Investment Pool	Open	275,932.48	275,932.48	275,932.48	
	Ending Balances			<u>\$ 284,053.15</u>	<u>284,053.15</u>	<u>284,053.15</u>	

**All American Asphalt**

Trustee: Banner Bank

Fund	Investment Type	Issuer	Maturity Date	Cost	Par	Market Value	Rate
Escrow Account #180	Savings Account	Bank of Sacramento	Open	180,694.59	180,694.59	180,694.59	(1)
	Ending Balances			<u>\$ 180,694.59</u>	<u>180,694.59</u>	<u>180,694.59</u>	

**All American Asphalt**

Trustee: Community Bank

Fund	Investment Type	Issuer	Maturity Date	Cost	Par	Market Value	Rate
Escrow Account #2242	Savings Account	Bank of Sacramento	Open	37,412.50	37,412.50	37,412.50	(1)
	Ending Balances			<u>\$ 37,412.50</u>	<u>37,412.50</u>	<u>37,412.50</u>	

**CITY OF COSTA MESA**  
**SUMMARY OF CASH HELD IN TRUST**  
**AS OF MAY 31, 2016**

R J Noble Co/Rehabilitation of Arterial Streets

Trustee: Banner Bank

Fund	Investment Type	Issuer	Maturity Date	Cost	Par	Market Value	Rate
Escrow Account #200	Savings Account	Bank of Sacramento	Open	149,236.58	149,236.58	149,236.58	(1)
	Ending Balances			<u>\$ 149,236.58</u>	<u>149,236.58</u>	<u>149,236.58</u>	
<b>GRAND TOTALS</b>				<u><u>\$ 6,291,937.64</u></u>	<u><u>\$ 6,291,937.64</u></u>	<u><u>\$ 6,291,937.64</u></u>	

Market Values provided by U.S. Bank Corporate Trust Services, The Bank of New York Mellon Trust Company, Community Bank, Banner Bank, Farmers State Bank, Orange County Investment Pool and JP Morgan Chase Bank, N.A..

(1) Monthly rates/balances are not available. Balances are as of May 31, 2016