



**CITY OF COSTA MESA
FINANCE DEPARTMENT
INTEROFFICE MEMORANDUM**

**TO: HONORABLE CITY COUNCIL
LORI ANN FARRELL HARRISON, CITY MANAGER**

FROM: CAROL MOLINA, FINANCE DIRECTOR

DATE: OCTOBER 29, 2020

SUBJECT: TREASURER'S REPORT FOR THE MONTH OF SEPTEMBER 2020

Attached is the Treasurer's Report for the month of September 2020. This performance report lists the various types of securities, institutions from which the securities were purchased, maturity dates, and interest rates for all securities held in the City's investment portfolio as of the end of the reporting period. All of the City's investments as of September 30, 2020 comply with the Investment Policy and the California Government Code except as otherwise noted or disclosed herein. All market values provided in this report were obtained from International Data Corporation, an independent pricing source, except for the Local Agency Investment Fund (LAIF). The cost value shown for the City's LAIF investment represents the City's contractual rights to its LAIF account and does not represent the value of the underlying portfolio securities.

SUMMARY

Beginning Book Value	\$95,742,230
Deposits/Acquisitions	4,555,429
Withdrawals/Dispositions	<u>(5,691,604)</u>
Ending Book Value	<u>\$94,606,055</u>

As of September 30, 2020, the City had adequate cash reserves necessary to meet its obligations.

The following security was purchased during the month of September 2020:

<u>Type of Investment</u>	<u>Maturity Date</u>	<u>Cost</u>	<u>Interest Rate</u>
FHLMC	09/23/2025	\$1,285,000	0.375%

The following security was sold during the month of September 2020:

<u>Type of Investment</u>	<u>Maturity Date</u>	<u>Cost</u>	<u>Interest Rate</u>
US Treasury Note	02/28/2021	\$900,000	1.125%

COMPLIANCE REPORTING

The City holds two Lehman Brothers Medium-Term Corporate Notes in its investment portfolio. The total amount invested in these two securities stated at cost was \$5,049,700. Lehman Brothers filed for bankruptcy protection status on September 15, 2008 and the debt rating fell from A2 to B3- on that date. The market value loss of \$4,107,075 for the securities was recorded on the City's general ledger in September 2008, and is updated annually.

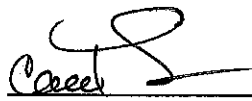
In April 2011, the City joined the Ad Hoc Group of Lehman Brothers Creditors to help maximize the recovery through bankruptcy proceedings and to protect the City's interest in the Lehman Brother's bankruptcy. The Ad Hoc Group filed a "Creditor's Plan" with the U.S. Bankruptcy Court in Manhattan which would provide a better recovery to creditors of the original Lehman parent company while offering a smaller payout to some creditors of Lehman subsidiaries. On December 6, 2011, the Bankruptcy Court entered an order confirming the Debtors' Chapter 11 Plan. The following table summarizes the distributions received:

	Distributions:
April 14, 2012	\$301,890
October 1, 2012	192,024
April 4, 2013	250,361
September 30, 2013	59,207
October 3, 2013	289,015
April 4, 2014	320,756
October 2, 2014	232,983
April 2, 2015	160,218
October 1, 2015	119,814
March 31, 2016	34,220
September 16, 2016	50,165
October 6, 2016	84,995
December 14, 2016	6,627
April 6, 2017	65,700
October 5, 2017	44,370
December 6, 2017	59,360
April 5, 2018	37,004
September 26, 2018	3,184
October 4, 2018	39,148
April 4, 2019	6,646
September 18, 2019	14,395
October 3, 2019	10,171
April 2, 2020	3,344
Total	<u>\$2,385,597</u>

The City estimates the value of Lehman Brothers investment claim held in escrow with Lehman Brothers Holdings, Inc. semi-annually. These estimates are primarily based on cash distributions that have been received to date as well as distributions anticipated in the future. To date, the City has received 47 cents of every dollar invested originally in the Lehman Brothers investments. As of September 30, 2020, staff estimated the value of the Lehman Brothers investment claim at \$56,000. The current estimates for recoveries through the bankruptcy proceedings are unknown.

As of September 30, 2020, the investment portfolio was in compliance with the City's adopted investment policy and applicable state laws in all other respects during, and as of, the end of the reporting period.

If you have any questions or need additional information, feel free to contact the Finance Department.



Carol Molina
Finance Director

- Attachments: 1 – Pooled Cash and Investments by Fund as of September 30, 2020
2 – General Fund Cash Position over the past five calendar years
3 – Investment Report for the month of September 2020

ATTACHMENT 1

POOLED CASH AND INVESTMENTS BY FUND AS OF SEPTEMBER 30, 2020

FUND NO	FUND NAME	AMOUNT
101	General Fund	\$18,404,350 *
120	Payroll Clearing	392,431
150	Disaster Fund	(2,410,166)
201	Special Gas Tax Fund	7,475,928
203	Air Quality Improvement Fund (AB 2766)	369,940
205	HUD -HOME Program-HOME Investment Partnership Act	1,671,106
207	HUD -Community Development Block Grant Program Fund	(368,471)
208	Park Development Fees Fund	6,150,606
209	Drainage Fees Fund	2,613,395
213	Supplemental Law Enforcement Services Fund (SLESF)	26,624
214	Traffic Impact Fees Fund	4,701,487
216	Rental Rehabilitation Program Fund	281,911
217	Narcotics Forfeiture Fund	1,817,333
218	Fire System Development Fees Fund	341,524
219	Local Law Enforcement Block	34,495
220	Office of Traffic Safety	(56,010)
222	Costa Mesa Housing Authority	2,228,865
223	Costa Mesa Housing Authority Civic Center Barrio	309,409
228	Fire Protection System Paramedic Fund	310,985
230	Grants - Federal	1,451,712
231	Grants - State	73,234
251	Gas Tax - RMRA Fund	4,911,986
401	Capital Improvements Fund	11,933,915
403	Measure "M" Construction Fund	22,823
409	Vehicle Parking District #1 Fund	34,099
410	Vehicle Parking District #2 Fund	74,525
413	Golf Course Improvement Fund	306,914
415	Measure "M" 2 Construction Fund	26,002
416	Measure "M" 2 Fairshare Fund	5,711,921
417	Jack Hammett Sports Complex Capital Improvement Fund	499,915
418	Lion's Park Project 2017 Bond Fund	177,409
601	Equipment Maintenance and Replacement Fund	1,618,316
602	Self-Insurance Fund - Liab/W.C./Unemployment	12,645,782
603	IT Replacement Fund	5,379,184
701	Deposits	2,178,099
750	Section 115 Trust Fund	1,750,000
	Total Pooled Cash & Investments	\$93,091,579 **

* Council has committed the following items in General Fund balance as of June 30, 2019. The General Fund's committed fund balance at June 30, 2020 will be available upon the completion of the FY 2019/20 financial audit.

- \$14.125 million for emergency reserve
- \$2 million for self-insurance reserve
- \$7.5 million for economic reserve

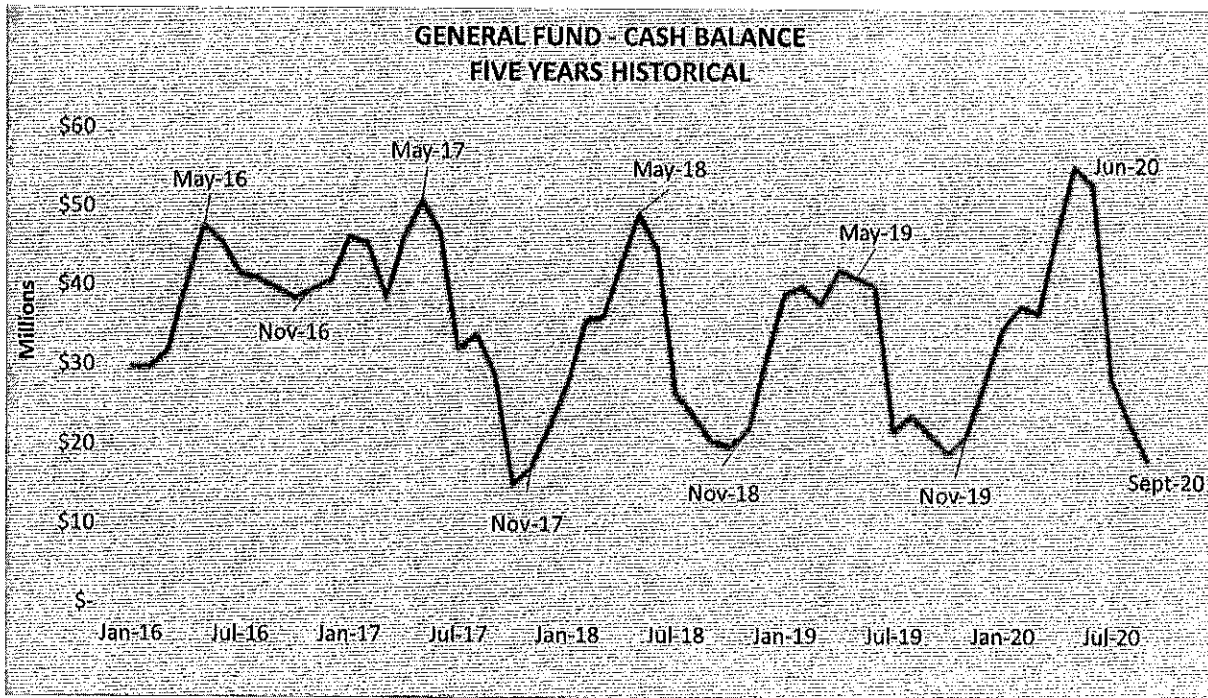
** Reconciliation of Total Pooled Cash & Investments to Portfolio Total End Cost Value:

Total Pooled Cash & Investments	\$93,091,579
Market Value Adjustment	(2,806,871)
Cash Held in Trust	4,321,348
Portfolio Total End Cost Value (Attachment 3)	\$94,606,055

GENERAL FUND CASH POSITION

The City’s General Fund receives its most significant revenues, such as sales tax and property tax, several times during the year. However, it pays for majority of the City’s operational expenditures throughout the year. The in-flows and out-flows of the General Fund cash are closely monitored by Finance staff. The following is a summary of the General Fund historical ending cash balances over the past five calendar years:

HISTORICAL TREASURER'S REPORT GENERAL FUND CASH BALANCE (IN MILLIONS)					
	2016	2017	2018	2019	2020
January	\$29.8	\$46.3	\$27.8	\$39.2	\$34.8
February	29.8	45.5	35.7	40.0	37.7
March	31.7	38.5	36.3	37.9	36.7
April	40.1	46.2	43.1	42.3	46.7
May	47.8	51.0	49.3	41.2	55.4
June	45.7	47.0	44.8	40.2	53.1
July	41.5	32.2	26.6	22.0	28.6
August	41.0	34.0	23.9	23.9	23.3
September	39.8	29.0	20.7	21.6	18.4
October	38.5	15.1	19.9	19.9	
November	39.7	17.2	22.1	21.2	
December	40.8	22.3	31.0	27.9	



As indicated in the above graph, the General Fund’s cash balance typically peaks at May of each year and dips to the lowest point around October and November. Overall, activities appear reasonable and consistent with staff’s expectations.



City of Costa Mesa Consolidated - Account #10196

MONTHLY ACCOUNT STATEMENT

SEPTEMBER 1, 2020 THROUGH SEPTEMBER 30, 2020

Chandler Team:

For questions about your account, please call (800) 317-4747,
or contact operations@chandlerasset.com

Custodian

Bank of New York Mellon
Lauren Dehner
(904) 645-1918

CHANDLER ASSET MANAGEMENT
chandlerasset.com

Information contained herein is confidential. We urge you to compare this statement to the one you receive from your qualified custodian. Please see Important Disclosures.

Portfolio Summary

As of September 30, 2020



PORTFOLIO CHARACTERISTICS

Average Modified Duration	1.61
Average Coupon	1.37%
Average Purchase YTM	1.44%
Average Market YTM	0.37%
Average S&P/Moody Rating	AA/Aa1
Average Final Maturity	1.68 yrs
Average Life	1.65 yrs

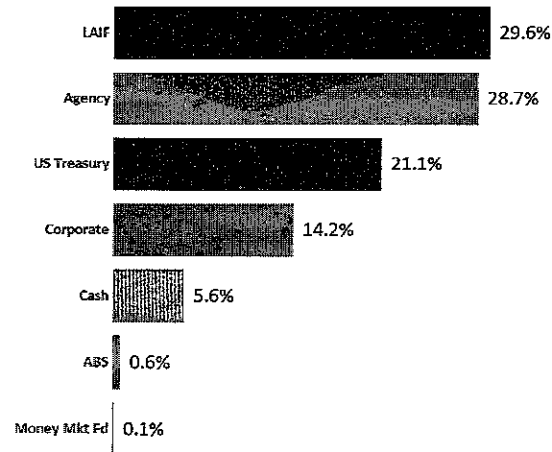
ACCOUNT SUMMARY

	Beg. Values as of 8/31/20	End Values as of 9/30/20
Market Value	98,172,441	96,954,437
Accrued Interest	352,920	322,616
Total Market Value	98,525,361	97,277,053
Income Earned	167,652	114,164
Cont/WD		
Par	100,694,419	99,558,452
Book Value	95,742,230	94,606,055
Cost Value	95,742,230	94,606,055

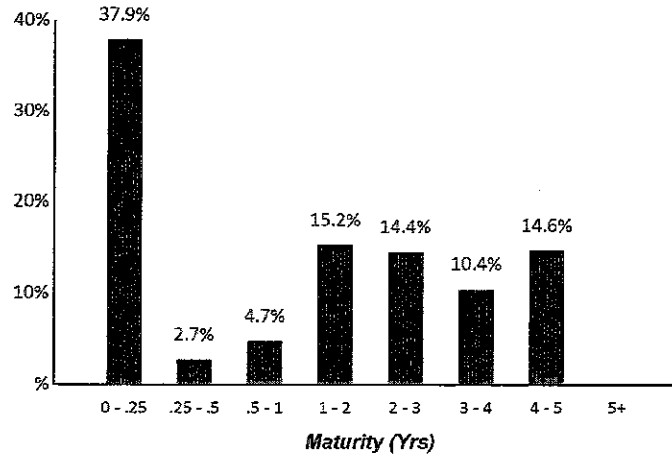
TOP ISSUERS

Local Agency Investment Fund	29.6%
Government of United States	21.1%
Federal National Mortgage Assoc	12.4%
Federal Home Loan Mortgage Corp	8.4%
Federal Home Loan Bank	7.9%
Bank Cash Account	4.4%
JP Morgan Chase & Co	1.7%
Honda Motor Corporation	1.1%
Total	86.7%

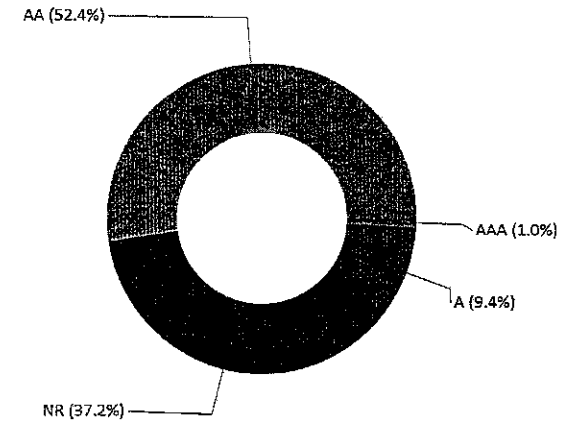
SECTOR ALLOCATION



MATURITY DISTRIBUTION



CREDIT QUALITY (S&P)



Statement of Compliance

As of September 30, 2020



City of Costa Mesa Consolidated

This portfolio is a consolidation of assets managed by Chandler Asset Management and assets managed internally by Client. Chandler relies on Client to provide accurate information for reporting assets and producing this compliance statement.

Category	Standard	Comment
Treasury Issues	No limitations	Complies
Federal Agencies	No maximum limitations; 35% max per issuer	Complies
Supranational Securities	"AA" rated or higher by a NRSRO; 15% maximum; 5% max per issuer; USD denominated senior unsecured unsubordinated obligations issued or unconditionally guaranteed by: IBRD, IFC, IADB	Complies
Municipal Securities	"A" rated or higher by at least one NRSRO; 5% max per issuer	Complies
Banker's Acceptances	"A-1" or higher short-term rating by at least one NRSRO; and "A" or higher long-term debt issued by at least one NRSRO; 40% maximum; 5% max per issuer; 180 days max maturity	Complies
Certificates of Deposit (CD)/ Time Deposit (TD)	"A" rated or higher long-term debt issuer by at least one NRSRO; and/or "A-1" rated or higher short-term rating by at least one NRSRO (for TD/CDs in excess of FDIC insured amounts which are fully secured); 20% maximum (combination of FDIC and Collateralized TDs/CDs); 5% max per issuer; For federally insured time deposits, amount per institution is limited to maximum covered under FDIC.	Complies
Negotiable Certificates of Deposit (NCD) and CD Placement Service (CDARS)	"A" rated or higher long-term debt issuer by at least one NRSRO; and/or "A-1" rated or higher short-term debt rating by at least one NRSRO; 30% maximum (including CDARS); 5% max per issuer	Complies
Repurchase Agreements	30% maximum; 1 year max maturity; 102% collateralization	Complies
Commercial Paper	"A-1" rated or higher short-term rating by at least one NRSRO; and "A" rated or higher long-term debt issuer by at least one NRSRO; 25% maximum; 5% max per issuer; 270 days max maturity; Issuer is a corporation organized and operating within the U.S. with assets in excess of \$500 million	Complies
Corporate Medium Term Notes	"A" rated category or better by at least one NRSRO; 30% maximum; 5% max per issuer; Issued by corporations organized and operating within the U.S. or by depository institutions licensed by U.S. or any state and operating within the U.S.	Complied at time of purchase*
Asset-Backed, Mortgage-Pass Through Securities, Collateralized Mortgage Obligations	"AA" rated category or better by one NRSRO; "A" rated or higher rating for the issuer's debt by one NRSRO; 20% maximum (combined ABS, MPT, CMO); 5% max per issuer	Complies
Money Market Mutual Funds	"AAA" rated or highest rating by not less than two NRSROs or SEC registered and AUM > \$500 million; 20% maximum	Complies
LAIF	Max permitted amount in LAIF	Complies
Orange County Treasurer's Pool	35% of its surplus money; Not used by investment adviser	Complies
Minimum Outstanding Investments Maturing within 1 year time period	20% minimum of the outstanding investments must mature within a one-year time period	Complies
Minimum Budgeted Operating Expenditures in Short Term Investments	Minimum 3 months of budgeted operating expenditures in short term investments to provide sufficient liquidity for expected disbursements	Complies
Max Callable Securities	20% maximum (does not include "make whole call" securities)	Complies
Max Per Issuer	5% of portfolio (except U.S. government, its agencies, and enterprises)	Complies
Maximum Maturity	5 years (Any investment extending beyond 5 years requires prior City Council approval); 20% minimum of the outstanding investments must mature within a one-year time period	Complies

*Lehman Brothers (LEH) filed for bankruptcy on September 15, 2008. The city owns \$5M par of LEH.

Holdings Report

As of September 30, 2020



CLISIP	Security Description	Par Value/Units	Purchase Date Book Yield	Cost Value Book Value	Mkt Price Mkt YTM	Market Value Accrued Int.	% of Port. Gain/Loss	Moody/S&P Fitch	Maturity Duration
ABS									
43814WAB1	Honda Auto Receivables Trust 2019-1 A2 2.75% Due 9/20/2021	93,284.89	02/19/2019 2.77%	93,278.89 93,278.89	100.25 0.10%	93,515.34 92.64	0.10% 236.45	NR / AAA AAA	0.97 0.09
89239AAB9	Toyota Auto Receivables Trust 2019-A A2A 2.83% Due 10/15/2021	57,220.36	02/05/2019 2.85%	57,215.17 57,215.17	100.22 0.12%	57,346.74 71.97	0.06% 131.57	Aaa / AAA NR	1.04 0.08
47789JAB2	John Deere Owner Trust 2019-A A2 2.85% Due 12/15/2021	55,304.24	03/05/2019 2.87%	55,301.72 55,301.72	100.19 0.10%	55,410.98 70.05	0.06% 109.26	Aaa / NR AAA	1.21 0.07
477870AC3	John Deere Owner Trust 2019-B A3 2.21% Due 12/15/2023	225,000.00	07/16/2019 2.23%	224,952.23 224,952.23	102.37 0.28%	230,331.60 221.00	0.24% 5,379.37	Aaa / NR AAA	3.21 1.21
47787NAC3	John Deere Owner Trust 2020-B A3 0.51% Due 11/15/2024	150,000.00	07/14/2020 0.52%	149,977.14 149,977.14	100.26 0.39%	150,389.25 34.00	0.15% 412.11	Aaa / NR AAA	4.13 2.16
Total ABS		580,809.49	2.00%	580,725.15	0.24%	586,993.91 489.66	0.60% 6,268.76	Aaa / AAA AAA	2.69 1.06

AGENCY									
3135G0F73	FNMA Note 1.5% Due 11/30/2020	425,000.00	01/22/2016 1.58%	423,410.50 423,410.50	100.23 0.13%	425,971.55 2,142.71	0.44% 2,561.05	Aaa / AA+ AAA	0.17 0.17
3130A7CV5	FHLB Note 1.375% Due 2/18/2021	2,000,000.00	04/25/2016 1.46%	1,991,960.00 1,991,960.00	100.47 0.15%	2,009,382.00 3,284.72	2.07% 17,422.00	Aaa / AA+ AAA	0.39 0.38
3135G0U27	FNMA Note 2.5% Due 4/13/2021	700,000.00	06/27/2018 2.67%	696,857.00 696,857.00	101.25 0.17%	708,731.80 8,166.67	0.74% 11,874.80	Aaa / AA+ AAA	0.53 0.53
3137EAEC9	FHLMC Note 1.125% Due 8/12/2021	1,000,000.00	08/15/2016 1.27%	993,000.00 993,000.00	100.85 0.15%	1,008,468.00 1,531.25	1.04% 15,468.00	Aaa / AA+ AAA	0.87 0.86
3135G0T45	FNMA Note 1.875% Due 4/5/2022	1,500,000.00	05/09/2017 2.02%	1,489,620.00 1,489,620.00	102.63 0.13%	1,539,501.00 13,750.00	1.60% 49,881.00	Aaa / AA+ AAA	1.51 1.49
3135G0T94	FNMA Note 2.375% Due 1/19/2023	1,925,000.00	04/13/2018 2.75%	1,893,237.50 1,893,237.50	104.91 0.24%	2,019,427.03 9,143.75	2.09% 126,189.53	Aaa / AA+ AAA	2.30 2.24
3130ADRG9	FHLB Note 2.75% Due 3/10/2023	1,100,000.00	05/10/2018 2.88%	1,093,532.00 1,093,532.00	106.18 0.21%	1,167,971.20 1,764.58	1.20% 74,439.20	Aaa / AA+ NR	2.44 2.38
3137EAER6	FHLMC Note 0.375% Due 5/5/2023	1,600,000.00	06/23/2020 0.31%	1,602,992.00 1,602,992.00	100.43 0.21%	1,606,864.00 2,400.00	1.65% 3,872.00	Aaa / AA+ AAA	2.59 2.58



CUSIP	Security Description	Par Value/Units	Purchase Date Book Yield	Cost Value Book Value	Mkt Price Mkt YTM	Market Value Accrued Int.	% of Port Gain/Loss	Moody/S&P Fitch	Maturity Duration
AGENCY									
3137EAENS	FHLMC Note 2.75% Due 6/19/2023	1,900,000.00	Various 2.87%	1,889,989.00 1,889,989.00	106.76 0.25%	2,028,441.90 14,804.17	2.10% 138,452.90	Aaa / AA+ AAA	2.72 2.62
313383YJ4	FHLB Note 3.375% Due 9/8/2023	1,000,000.00	11/08/2018 3.22%	1,006,640.00 1,006,640.00	109.15 0.25%	1,091,496.00 2,156.25	1.12% 84,856.00	Aaa / AA+ NR	2.94 2.82
3135G0U43	FNMA Note 2.875% Due 9/12/2023	2,000,000.00	09/20/2018 3.05%	1,983,880.00 1,983,880.00	107.78 0.23%	2,155,586.00 3,034.72	2.22% 171,706.00	Aaa / AA+ AAA	2.95 2.85
3130A0F70	FHLB Note 3.375% Due 12/8/2023	1,350,000.00	01/16/2019 2.73%	1,389,406.50 1,389,406.50	109.84 0.27%	1,482,840.00 14,301.56	1.54% 93,433.50	Aaa / AA+ AAA	3.19 3.03
3130A1XJ2	FHLB Note 2.875% Due 6/14/2024	1,100,000.00	06/18/2019 1.95%	1,147,872.00 1,147,872.00	109.68 0.25%	1,206,436.00 9,399.65	1.25% 58,564.00	Aaa / AA+ NR	3.71 3.52
3135G0V75	FNMA Note 1.75% Due 7/2/2024	1,000,000.00	07/11/2019 1.91%	992,260.00 992,260.00	105.54 0.27%	1,055,438.00 4,326.39	1.09% 63,178.00	Aaa / AA+ AAA	3.76 3.64
3137EAEP0	FHLMC Note 1.5% Due 2/12/2025	1,345,000.00	02/13/2020 1.52%	1,343,964.35 1,343,964.35	104.96 0.35%	1,411,681.07 2,746.04	1.45% 67,716.72	Aaa / NR AAA	4.37 4.23
3135G03U5	FNMA Note 0.625% Due 4/22/2025	1,760,000.00	Various 0.63%	1,759,458.70 1,759,458.70	101.35 0.33%	1,783,844.48 4,797.22	1.84% 24,385.78	Aaa / AA+ AAA	4.56 4.48
3130AJKW8	FHLB Note 0.5% Due 6/13/2025	675,000.00	06/24/2020 0.52%	674,473.50 674,473.50	100.66 0.36%	679,444.20 1,368.75	0.70% 4,970.70	Aaa / AA+ AAA	4.70 4.64
3135G04Z3	FNMA Note 0.5% Due 6/17/2025	1,065,000.00	06/17/2020 0.54%	1,062,795.45 1,062,795.45	100.46 0.40%	1,069,910.72 1,508.75	1.10% 7,115.27	Aaa / AA+ AAA	4.72 4.65
3137EAEU9	FHLMC Note 0.375% Due 7/21/2025	810,000.00	07/21/2020 0.48%	805,966.20 805,966.20	100.02 0.37%	810,132.84 573.75	0.83% 4,166.64	Aaa / AA+ AAA	4.81 4.76
3135G05X7	FNMA Note 0.375% Due 8/25/2025	1,280,000.00	08/25/2020 0.47%	1,274,009.60 1,274,009.60	99.68 0.44%	1,275,966.72 453.33	1.31% 1,957.12	Aaa / AA+ AAA	4.90 4.85
3137EAEX3	FHLMC Note 0.375% Due 9/23/2025	1,285,000.00	09/23/2020 0.44%	1,281,132.15 1,281,132.15	99.67 0.44%	1,280,763.36 80.31	1.32% (368.79)	Aaa / AA+ AAA	4.98 4.93
Total Agency		26,820,000.00	1.75%	26,796,456.45	0.26%	27,818,297.87	28.70% 1,021,841.42	Aaa / AA+ AAA	3.00 2.92
CASH									
90JPMC\$02	JP Morgan Chase Checking Account	1,147,569.49	Various 0.00%	1,147,569.49 1,147,569.49	1.00 0.00%	1,147,569.49 0.00	1.18% 0.00	NR / NR NR	0.00 0.00



CUSIP	Security Description	Par Value/Units	Purchase Date Book Yield	Cost Value Book Value	Mkt Price Mkt YTM	Market Value Accrued Int.	% of Port Gain/Loss	Moody/S&P Fitch	Maturity Duration
CASH									
90COCM\$00	Summary of Cash Held in Trust *See Details (Attached)	4,321,347.82	Various 0.00%	4,321,347.82 4,321,347.82	1.00 0.00%	4,321,347.82 0.00	4.44% 0.00	NR / NR NR	0.00 0.00
Total Cash		5,468,917.31	N/A	5,468,917.31	0.00%	5,468,917.31	5.62%	NR / NR	0.00
CORPORATE									
00440EAT4	Chubb INA Holdings Inc Callable Note Cont 10/3/2020 2.3% Due 11/3/2020	1,000,000.00	05/09/2017 2.17%	1,004,270.00 1,004,270.00	100.14 0.54%	1,001,413.00 9,455.56	1.04% (2,857.00)	A3 / A A	0.09 0.01
525ESCIB7	Lehman Brothers Note-Defaulted Due 1/24/2021	2,500,000.00	04/17/2012 0.00%	28,000.00 28,000.00	1.20 0.00%	30,000.00 0.00	0.03% 2,000.00	NR / NR NR	0.32 0.00
525ESC2W8	Lehman Brothers ESCROW CUSIP - Defaulted Due 2/6/2021	2,500,000.00	04/17/2012 0.00%	28,000.00 28,000.00	1.20 0.00%	30,000.00 0.00	0.03% 2,000.00	NR / NR NR	0.35 0.00
166764BG4	Chevron Corp Callable Note Cont 4/15/2021 2.1% Due 5/16/2021	350,000.00	05/09/2017 2.27%	347,784.50 347,784.50	101.02 0.22%	353,561.25 2,756.25	0.37% 5,776.75	Aa2 / AA NR	0.62 0.54
857477AV5	State Street Bank Note 1.95% Due 5/19/2021	700,000.00	11/14/2016 2.19%	692,860.00 692,860.00	101.09 0.23%	707,660.80 5,005.00	0.73% 14,800.80	A1 / A AA-	0.63 0.63
037833CC2	Apple Inc Callable Note Cont 7/4/2021 1.55% Due 8/4/2021	1,000,000.00	01/12/2017 2.24%	970,470.00 970,470.00	100.96 0.28%	1,009,611.00 2,454.17	1.04% 39,141.00	Aa1 / AA+ NR	0.84 0.76
594918BP8	Microsoft Callable Note Cont 7/8/2021 1.55% Due 8/8/2021	700,000.00	09/26/2016 1.59%	698,852.00 698,852.00	101.08 0.15%	707,558.60 1,597.36	0.73% 8,706.60	Aaa / AAA AA+	0.85 0.77
89236TDP7	Toyota Motor Credit Corp Note 2.6% Due 1/11/2022	900,000.00	10/22/2018 3.40%	878,283.00 878,283.00	102.94 0.30%	926,456.40 5,200.00	0.96% 48,173.40	A1 / A+ A+	1.28 1.26
69353RFE3	PNC Bank Callable Note Cont 6/28/2022 2.45% Due 7/28/2022	1,000,000.00	08/17/2017 2.33%	1,005,340.00 1,005,340.00	103.60 0.38%	1,035,999.00 4,287.50	1.07% 30,659.00	A2 / A A+	1.82 1.71
68389XAP0	Oracle Corp Note 2.5% Due 10/15/2022	1,000,000.00	11/16/2017 2.57%	996,740.00 996,740.00	104.37 0.35%	1,043,702.00 11,527.78	1.08% 46,962.00	A3 / A A-	2.04 1.98



CUSIP	Security Description	Par Value/Units	Purchase Date Book Yield	Cost Value Book Value	Mkt Price Mkt YTM	Market Value Accrued Int.	% of Port Gain/Loss	Moody/S&P Fitch	Maturity Duration
CORPORATE									
166764AB6	Chevron Corp Callable Note Cont 9/5/2022 2.355% Due 12/5/2022	650,000.00	06/25/2018 3.21%	627,172.00 627,172.00	103.81 0.37%	674,783.20 4,932.42	0.70% 47,611.20	Aa2 / AA NR	2.18 1.88
06051GEU9	Bank of America Corp Note 3.3% Due 1/11/2023	800,000.00	06/27/2018 3.63%	789,016.00 789,016.00	106.15 0.58%	849,190.40 5,866.67	0.88% 60,174.40	A2 / A- A+	2.28 2.20
48128BAB7	JP Morgan Chase & Co Callable Note 1X 1/15/2022 2.972% Due 1/15/2023	500,000.00	04/13/2018 3.41%	490,550.00 490,550.00	103.26 0.44%	516,309.50 3,137.11	0.53% 25,759.50	A2 / A- AA-	2.29 1.27
30231GAR3	Exxon Mobil Corp Callable Note Cont 1/1/2023 2.726% Due 3/1/2023	800,000.00	11/27/2018 3.46%	776,832.00 776,832.00	105.17 0.42%	841,336.80 1,817.33	0.87% 64,504.80	Aa1 / AA NR	2.42 2.19
02665WCT6	American Honda Finance Note 3.55% Due 1/12/2024	1,000,000.00	01/23/2019 3.45%	1,004,430.00 1,004,430.00	109.11 0.74%	1,091,103.00 7,790.28	1.13% 86,673.00	A3 / A- NR	3.28 3.10
89114QCB2	Toronto Dominion Bank Note 3.25% Due 3/11/2024	1,000,000.00	03/26/2019 2.95%	1,013,580.00 1,013,580.00	108.41 0.77%	1,084,065.00 1,805.56	1.12% 70,485.00	Aa3 / A AA-	3.45 3.28
78015K7C2	Royal Bank of Canada Note 2.25% Due 11/1/2024	750,000.00	05/19/2020 1.54%	772,882.50 772,882.50	106.00 0.76%	794,988.75 7,031.25	0.82% 22,106.25	A2 / A AA	4.09 3.88
90331HPL1	US Bank NA Callable Note Cont 12/21/2024 2.05% Due 1/21/2025	1,000,000.00	01/16/2020 2.10%	997,870.00 997,870.00	105.61 0.70%	1,056,147.00 3,986.11	1.09% 58,277.00	A1 / AA- AA-	4.31 4.04
Total Corporate		18,150,000.00	2.64%	13,122,932.00	0.47%	13,753,885.70	14.22%	A1 / A+	2.12
				13,122,932.00		78,650.35	630,953.70	A+	1.95
LAIF									
90LAIF\$00	Local Agency Investment Fund State Pool	28,744,110.99	Various 0.66%	28,744,110.99 28,744,110.99	1.00 0.66%	28,744,110.99 78,230.60	29.63% 0.00	NR / NR NR	0.00 0.00
Total LAIF		28,744,110.99	0.66%	28,744,110.99	0.66%	28,744,110.99	29.63%	NR / NR	0.00
				28,744,110.99		78,230.60	0.00	NR	0.00



CUSIP	Security Description	Par Value/Units	Purchase Date Book Yield	Cost Value Book Value	Mkt Price Mkt YTM	Market Value Accrued Int.	% of Port Gain/Loss	Moody/S&P Fitch	Maturity Duration
MONEY MARKET FUND FI									
94975H312	Wells Fargo Advantage Treasury Plus MMF	119,614.19	Various 0.01%	119,614.19 119,614.19	1.00 0.01%	119,614.19 0.00	0.12% 0.00	Aaa / AAA NR	0.00 0.00
Total Money Market Fund FI		119,614.19	0.01%	119,614.19	0.01%	0.00	0.00	NR	0.00
US TREASURY									
912828M98	US Treasury Note 1.625% Due 11/30/2020	1,000,000.00	01/22/2016 1.47%	1,007,151.79 1,007,151.79	100.25 0.13%	1,002,482.00 5,461.07	1.04% (4,669.79)	Aaa / AA+ AAA	0.17 0.17
912828P87	US Treasury Note 1.125% Due 2/28/2021	550,000.00	04/04/2016 1.21%	547,767.47 547,767.47	100.42 0.11%	552,320.45 529.87	0.57% 4,552.98	Aaa / AA+ AAA	0.41 0.42
912828F96	US Treasury Note 2% Due 10/31/2021	1,100,000.00	02/10/2017 1.88%	1,106,105.25 1,106,105.25	102.01 0.15%	1,122,085.80 9,206.52	1.16% 15,980.55	Aaa / AA+ AAA	1.08 1.07
912828G53	US Treasury Note 1.875% Due 11/30/2021	1,400,000.00	01/12/2017 1.85%	1,401,426.57 1,401,426.57	102.02 0.14%	1,428,327.60 8,821.72	1.48% 26,901.03	Aaa / AA+ AAA	1.17 1.15
912828V72	US Treasury Note 1.875% Due 1/31/2022	1,000,000.00	05/09/2017 1.91%	998,440.85 998,440.85	102.33 0.13%	1,023,281.00 3,158.97	1.06% 24,840.15	Aaa / AA+ AAA	1.34 1.32
912828W89	US Treasury Note 1.875% Due 3/31/2022	2,000,000.00	Various 1.76%	2,010,436.39 2,010,436.39	102.61 0.13%	2,052,266.00 103.02	2.11% 41,829.61	Aaa / AA+ AAA	1.50 1.49
912828XW5	US Treasury Note 1.75% Due 6/30/2022	1,175,000.00	07/14/2017 1.86%	1,168,899.44 1,168,899.44	102.83 0.13%	1,208,276.00 5,196.50	1.25% 39,376.56	Aaa / AA+ AAA	1.75 1.72
9128282P4	US Treasury Note 1.875% Due 7/31/2022	2,075,000.00	Various 1.76%	2,085,765.74 2,085,765.74	103.20 0.13%	2,141,302.48 6,554.86	2.21% 55,536.74	Aaa / AA+ AAA	1.83 1.81
9128282W9	US Treasury Note 1.875% Due 9/30/2022	2,100,000.00	10/18/2017 1.98%	2,089,253.91 2,089,253.91	103.48 0.13%	2,173,090.50 108.17	2.23% 83,836.59	Aaa / AA+ AAA	2.00 1.97
912828W48	US Treasury Note 2.125% Due 2/29/2024	1,500,000.00	04/17/2019 2.41%	1,480,546.88 1,480,546.88	106.63 0.18%	1,599,433.50 2,729.63	1.65% 118,886.62	Aaa / AA+ AAA	3.42 3.31
912828WJ5	US Treasury Note 2.5% Due 5/15/2024	1,125,000.00	06/10/2019 1.90%	1,156,376.95 1,156,376.95	108.33 0.19%	1,218,691.13 10,623.30	1.26% 62,314.18	Aaa / AA+ AAA	3.62 3.46
9128282N9	US Treasury Note 2.125% Due 7/31/2024	1,000,000.00	08/28/2019 1.39%	1,034,648.44 1,034,648.44	107.35 0.20%	1,073,477.00 3,580.16	1.11% 38,828.56	Aaa / AA+ AAA	3.84 3.69

Holdings Report

As of September 30, 2020



CUSIP	Security Description	Par Value/Units	Purchase Date Book Yield	Cost Value Book Value	Mkt Price Mkt YTM	Market Value Accrued Int.	% of Port. Gain/Loss	Moody/S&P Fitch	Maturity Duration
US TREASURY									
9128282Y5	US Treasury Note 2.125% Due 9/30/2024	1,525,000.00	11/12/2019 1.77%	1,550,496.09 1,550,496.09	107.63 0.21%	1,641,400.20 89.03	1.69% 90,904.11	Aaa / AA+ AAA	4.00 3.86
912828YV6	US Treasury Note 1.5% Due 11/30/2024	1,300,000.00	12/12/2019 1.73%	1,286,136.72 1,286,136.72	105.30 0.22%	1,368,859.70 6,553.28	1.41% 82,722.98	Aaa / AA+ AAA	4.17 4.03
912828ZC7	US Treasury Note 1.125% Due 2/28/2025	825,000.00	03/24/2020 0.51%	849,846.68 849,846.68	103.92 0.23%	857,323.50 794.80	0.88% 7,476.82	Aaa / AA+ AAA	4.42 4.31
Total US Treasury		19,675,000.00	1.76%	19,773,299.17	0.16%	20,462,616.86 63,510.90	21.10% 689,317.69	Aaa / AA+ AAA	2.35 2.29
TOTAL PORTFOLIO		99,558,451.98	1.44%	94,606,055.26	0.37%	96,954,436.83 322,616.08	100.00% 2,348,381.57	Aa1 / AA AAA	1.68 1.61
TOTAL MARKET VALUE PLUS ACCRUED						97,277,052.91			

Transaction Ledger

As of September 30, 2020



Transaction Type	Settlement Date	CUSIP	Quantity	Security Description	Price	Acq/Disp Yield	Amount	Interest Pur/Sold	Total Amount	Gain/Loss
ACQUISITIONS										
Purchase	09/01/2020	94975H312	10,904.00	Wells Fargo Advantage Treasury Plus MMF	1.000	0.01%	10,904.00	0.00	10,904.00	0.00
Purchase	09/02/2020	94975H312	2.34	Wells Fargo Advantage Treasury Plus MMF	1.000	0.01%	2.34	0.00	2.34	0.00
Purchase	09/08/2020	94975H312	16,875.00	Wells Fargo Advantage Treasury Plus MMF	1.000	0.01%	16,875.00	0.00	16,875.00	0.00
Purchase	09/10/2020	94975H312	15,125.00	Wells Fargo Advantage Treasury Plus MMF	1.000	0.01%	15,125.00	0.00	15,125.00	0.00
Purchase	09/11/2020	94975H312	16,250.00	Wells Fargo Advantage Treasury Plus MMF	1.000	0.01%	16,250.00	0.00	16,250.00	0.00
Purchase	09/12/2020	94975H312	28,750.00	Wells Fargo Advantage Treasury Plus MMF	1.000	0.01%	28,750.00	0.00	28,750.00	0.00
Purchase	09/15/2020	94975H312	112.62	Wells Fargo Advantage Treasury Plus MMF	1.000	0.01%	112.62	0.00	112.62	0.00
Purchase	09/15/2020	94975H312	414.38	Wells Fargo Advantage Treasury Plus MMF	1.000	0.01%	414.38	0.00	414.38	0.00
Purchase	09/15/2020	94975H312	27,802.72	Wells Fargo Advantage Treasury Plus MMF	1.000	0.01%	27,802.72	0.00	27,802.72	0.00
Purchase	09/15/2020	94975H312	32,982.86	Wells Fargo Advantage Treasury Plus MMF	1.000	0.01%	32,982.86	0.00	32,982.86	0.00
Purchase	09/18/2020	94975H312	43,583.48	Wells Fargo Advantage Treasury Plus MMF	1.000	0.01%	43,583.48	0.00	43,583.48	0.00
Purchase	09/24/2020	94975H312	904,714.24	Wells Fargo Advantage Treasury Plus MMF	1.000	0.01%	904,714.24	0.00	904,714.24	0.00
Purchase	09/25/2020	3137EAEX3	1,285,000.00	FHLMC Note 0.375% Due 9/23/2025	99.699	0.44%	1,281,132.15	0.00	1,281,132.15	0.00
Purchase	09/30/2020	94975H312	54,640.63	Wells Fargo Advantage Treasury Plus MMF	1.000	0.01%	54,640.63	0.00	54,640.63	0.00
Subtotal			2,437,157.27				2,433,289.42	0.00	2,433,289.42	0.00



Transaction Type	Settlement Date	CUSIP	Quantity	Security Description	Price	Acq/Disp Yield	Amount	Interest Pur/Sold	Total Amount	Gain/Loss
ACQUISITIONS										
Security Contribution	09/30/2020	90COCM\$00	2,122,139.31	Summary of Cash Held in Trust *See Details (Attached)	1.000		2,122,139.31	0.00	2,122,139.31	0.00
Subtotal			2,122,139.31				2,122,139.31	0.00	2,122,139.31	0.00
TOTAL ACQUISITIONS			4,559,296.58				4,555,428.73	0.00	4,555,428.73	0.00
DISPOSITIONS										
Sale	09/24/2020	912828P87	900,000.00	US Treasury Note 1.125% Due 2/28/2021	100.449	0.09%	904,042.97	671.27	904,714.24	7,696.21
Sale	09/25/2020	94975H312	1,281,132.15	Wells Fargo Advantage Treasury Plus MMF	1.000	0.01%	1,281,132.15	0.00	1,281,132.15	0.00
Subtotal			2,181,132.15				2,185,175.12	671.27	2,185,846.39	7,696.21
Paydown	09/15/2020	477870AC3	0.00	John Deere Owner Trust 2019-B A3 2.21% Due 12/15/2023	100.000		0.00	414.38	414.38	0.00
Paydown	09/15/2020	47787NAC3	0.00	John Deere Owner Trust 2020-B A3 0.51% Due 11/15/2024	100.000		0.00	112.62	112.62	0.00
Paydown	09/15/2020	47789JAB2	27,605.81	John Deere Owner Trust 2019-A A2 2.85% Due 12/15/2021	100.000		27,605.81	196.91	27,802.72	1.26
Paydown	09/15/2020	89239AAB9	32,770.63	Toyota Auto Receivables Trust 2019-A A2A 2.83% Due 10/15/2021	100.000		32,770.63	212.23	32,982.86	2.98
Paydown	09/18/2020	43814WAB1	43,270.54	Honda Auto Receivables Trust 2019-1 A2 2.75% Due 9/20/2021	100.000		43,270.54	312.94	43,583.48	2.79
Subtotal			103,646.98				103,646.98	1,249.08	104,896.06	7.03
Security Withdrawal	09/30/2020	90JPMC\$02	2,310,484.92	JP Morgan Chase Checking Account	1.000		2,310,484.92	0.00	2,310,484.92	0.00

Transaction Ledger

As of September 30, 2020



Transaction Type	Settlement Date	CUSIP	Quantity	Security Description	Price	Acq/Disp Yield	Amount	Interest Pur/Sold	Total Amount	Gain/Loss
DISPOSITIONS										
Security Withdrawal	09/30/2020	90LAIF500	1,100,000.00	Local Agency Investment Fund State Pool	1.000		1,100,000.00	0.00	1,100,000.00	0.00
Subtotal			3,410,484.92				3,410,484.92	0.00	3,410,484.92	0.00
TOTAL DISPOSITIONS			5,695,264.05				5,699,307.02	1,920.35	5,701,227.37	7,703.24

OTHER TRANSACTIONS										
Interest	09/01/2020	30231GAR3	800,000.00	Exxon Mobil Corp Callable Note Cont 1/1/2023 2.726% Due 3/1/2023	0.000		10,904.00	0.00	10,904.00	0.00
Interest	09/08/2020	313383YJ4	1,000,000.00	FHLB Note 3.375% Due 9/8/2023	0.000		16,875.00	0.00	16,875.00	0.00
Interest	09/10/2020	3130ADRG9	1,100,000.00	FHLB Note 2.75% Due 3/10/2023	0.000		15,125.00	0.00	15,125.00	0.00
Interest	09/11/2020	89114QCB2	1,000,000.00	Toronto Dominion Bank Note 3.25% Due 3/11/2024	0.000		16,250.00	0.00	16,250.00	0.00
Interest	09/12/2020	3135G0U43	2,000,000.00	FNMA Note 2.875% Due 9/12/2023	0.000		28,750.00	0.00	28,750.00	0.00
Interest	09/30/2020	912828W9	2,100,000.00	US Treasury Note 1.875% Due 9/30/2022	0.000		19,687.50	0.00	19,687.50	0.00
Interest	09/30/2020	912828Y5	1,525,000.00	US Treasury Note 2.125% Due 9/30/2024	0.000		16,203.13	0.00	16,203.13	0.00
Interest	09/30/2020	912828W89	2,000,000.00	US Treasury Note 1.875% Due 3/31/2022	0.000		18,750.00	0.00	18,750.00	0.00
Subtotal			11,525,000.00				142,544.63	0.00	142,544.63	0.00



Transaction Type	Settlement Date	CUSIP	Quantity	Security Description	Price	Acq/Disp Yield	Amount	Interest Pur/Sold	Total Amount	Gain/Loss
OTHER TRANSACTIONS										
Dividend	09/02/2020	94975H312	259,493.07	Wells Fargo Advantage Treasury Plus MMF	0.000		2.34	0.00	2.34	0.00
Subtotal			259,493.07				2.34	0.00	2.34	0.00
TOTAL OTHER TRANSACTIONS			11,784,493.07				142,546.97	0.00	142,546.97	0.00

Income Earned

As of September 30, 2020



CUSIP	Security Description	Trade Date Settle Date Units	Book Value: Begin Book Value: Acq Book Value: Disp Book Value: End	Prior Accrued Inc. Received Ending Accrued Total Interest	Accr. Of Discount Amort. Of Premium Net Accret/Amort Income Earned	Total Income
FIXED INCOME						
00440EAT4	Chubb INA Holdings Inc Callable Note Cont 10/3/2020 2.3% Due 11/03/2020	05/09/2017 05/12/2017 1,000,000.00	1,004,270.00 0.00 0.00 1,004,270.00	7,538.89 0.00 9,455.56 1,916.67	0.00 0.00 0.00 1,916.67	1,916.67
02665WCT6	American Honda Finance Note 3.55% Due 01/12/2024	01/23/2019 01/25/2019 1,000,000.00	1,004,430.00 0.00 0.00 1,004,430.00	4,831.94 0.00 7,790.28 2,958.34	0.00 0.00 0.00 2,958.34	2,958.34
037833CC2	Apple Inc Callable Note Cont 7/4/2021 1.55% Due 08/04/2021	01/12/2017 01/18/2017 1,000,000.00	970,470.00 0.00 0.00 970,470.00	1,162.50 0.00 2,454.17 1,291.67	0.00 0.00 0.00 1,291.67	1,291.67
06051GEU9	Bank of America Corp Note 3.3% Due 01/11/2023	06/27/2018 06/29/2018 800,000.00	789,016.00 0.00 0.00 789,016.00	3,666.67 0.00 5,866.67 2,200.00	0.00 0.00 0.00 2,200.00	2,200.00
166764AB6	Chevron Corp Callable Note Cont 9/5/2022 2.355% Due 12/05/2022	06/25/2018 06/27/2018 650,000.00	627,172.00 0.00 0.00 627,172.00	3,656.79 0.00 4,932.42 1,275.63	0.00 0.00 0.00 1,275.63	1,275.63
166764BG4	Chevron Corp Callable Note Cont 4/15/2021 2.1% Due 05/16/2021	05/09/2017 05/12/2017 350,000.00	347,784.50 0.00 0.00 347,784.50	2,143.75 0.00 2,756.25 612.50	0.00 0.00 0.00 612.50	612.50
30231GAR3	Exxon Mobil Corp Callable Note Cont 1/1/2023 2.726% Due 03/01/2023	11/27/2018 11/29/2018 800,000.00	776,832.00 0.00 0.00 776,832.00	10,904.00 10,904.00 1,817.33 1,817.33	0.00 0.00 0.00 1,817.33	1,817.33
3130A0F70	FHLB Note 3.375% Due 12/08/2023	01/16/2019 01/17/2019 1,350,000.00	1,389,406.50 0.00 0.00 1,389,406.50	10,504.69 0.00 14,301.56 3,796.87	0.00 0.00 0.00 3,796.87	3,796.87
3130A1XJ2	FHLB Note 2.875% Due 06/14/2024	06/18/2019 06/20/2019 1,100,000.00	1,147,872.00 0.00 0.00 1,147,872.00	6,764.24 0.00 9,399.65 2,635.41	0.00 0.00 0.00 2,635.41	2,635.41

Income Earned
As of September 30, 2020



CUSIP	Security Description	Trade Date Settle Date Units	Book Value: Begin Book Value: Acq Book Value: Disp Book Value: End	Prior Accrued Inc. Received Ending Accrued Total Interest	Accr. Of Discount Amort. Of Premium Net Accret/Amort Income Earned	Total Income
3130A7CV5	FHLB Note 1.375% Due 02/18/2021	04/25/2016 04/26/2016 2,000,000.00	1,991,960.00 0.00 0.00 1,991,960.00	993.06 0.00 3,284.72 2,291.66	0.00 0.00 0.00 2,291.66	2,291.66
3130ADRG9	FHLB Note 2.75% Due 03/10/2023	05/10/2018 05/14/2018 1,100,000.00	1,093,532.00 0.00 0.00 1,093,532.00	14,368.75 15,125.00 1,764.58 2,520.83	0.00 0.00 0.00 2,520.83	2,520.83
3130AIKW8	FHLB Note 0.5% Due 06/13/2025	06/24/2020 06/25/2020 675,000.00	674,473.50 0.00 0.00 674,473.50	1,087.50 0.00 1,368.75 281.25	0.00 0.00 0.00 281.25	281.25
313383Y14	FHLB Note 3.375% Due 09/08/2023	11/08/2018 11/09/2018 1,000,000.00	1,006,640.00 0.00 0.00 1,006,640.00	16,218.75 16,875.00 2,156.25 2,812.50	0.00 0.00 0.00 2,812.50	2,812.50
3135G03U5	FNMA Note 0.625% Due 04/22/2025	Various Various 1,760,000.00	1,759,458.70 0.00 0.00 1,759,458.70	3,880.55 0.00 4,797.22 916.67	0.00 0.00 0.00 916.67	916.67
3135G04Z3	FNMA Note 0.5% Due 06/17/2025	06/17/2020 06/19/2020 1,065,000.00	1,062,795.45 0.00 0.00 1,062,795.45	1,065.00 0.00 1,508.75 443.75	0.00 0.00 0.00 443.75	443.75
3135G05X7	FNMA Note 0.375% Due 08/25/2025	08/25/2020 08/27/2020 1,280,000.00	1,274,009.60 0.00 0.00 1,274,009.60	53.33 0.00 453.33 400.00	0.00 0.00 0.00 400.00	400.00
3135G0F73	FNMA Note 1.5% Due 11/30/2020	01/22/2016 01/25/2016 425,000.00	423,410.50 0.00 0.00 423,410.50	1,611.46 0.00 2,142.71 531.25	0.00 0.00 0.00 531.25	531.25
3135G0T45	FNMA Note 1.875% Due 04/05/2022	05/09/2017 05/10/2017 1,500,000.00	1,489,620.00 0.00 0.00 1,489,620.00	11,406.25 0.00 13,750.00 2,343.75	0.00 0.00 0.00 2,343.75	2,343.75

Income Earned
As of September 30, 2020



CUSIP	Security Description	Trade Date Settle Date Units	Book Value: Begin Book Value: Acq Book Value: Disp Book Value: End	Prior Accrued Inc. Received Ending Accrued Total Interest	Accr. Of Discount Amort. Of Premium Net Accret/Amort Income Earned	Total Income
3135G0T94	FNMA Note 2.375% Due 01/19/2023	04/13/2018 04/16/2018 1,925,000.00	1,893,237.50 0.00 0.00 1,893,237.50	5,333.85 0.00 9,143.75 3,809.90	0.00 0.00 0.00 3,809.90	3,809.90
3135G0U27	FNMA Note 2.5% Due 04/13/2021	06/27/2018 06/28/2018 700,000.00	696,857.00 0.00 0.00 696,857.00	6,708.33 0.00 8,166.67 1,458.34	0.00 0.00 0.00 1,458.34	1,458.34
3135G0U43	FNMA Note 2.875% Due 09/12/2023	09/20/2018 09/21/2018 2,000,000.00	1,983,880.00 0.00 0.00 1,983,880.00	26,993.06 28,750.00 3,034.72 4,791.66	0.00 0.00 0.00 4,791.66	4,791.66
3135G0V75	FNMA Note 1.75% Due 07/02/2024	07/11/2019 07/12/2019 1,000,000.00	992,260.00 0.00 0.00 992,260.00	2,868.06 0.00 4,326.39 1,458.33	0.00 0.00 0.00 1,458.33	1,458.33
3137EAEC9	FHLMC Note 1.125% Due 08/12/2021	08/15/2016 08/16/2016 1,000,000.00	993,000.00 0.00 0.00 993,000.00	593.75 0.00 1,531.25 937.50	0.00 0.00 0.00 937.50	937.50
3137EAENS	FHLMC Note 2.75% Due 06/19/2023	Various Various 1,900,000.00	1,889,989.00 0.00 0.00 1,889,989.00	10,450.00 0.00 14,804.17 4,354.17	0.00 0.00 0.00 4,354.17	4,354.17
3137EAEP0	FHLMC Note 1.5% Due 02/12/2025	02/13/2020 02/14/2020 1,345,000.00	1,343,964.35 0.00 0.00 1,343,964.35	1,064.79 0.00 2,746.04 1,681.25	0.00 0.00 0.00 1,681.25	1,681.25
3137EAER6	FHLMC Note 0.375% Due 05/05/2023	06/23/2020 06/24/2020 1,600,000.00	1,602,992.00 0.00 0.00 1,602,992.00	1,900.00 0.00 2,400.00 500.00	0.00 0.00 0.00 500.00	500.00
3137EAEU9	FHLMC Note 0.375% Due 07/21/2025	07/21/2020 07/23/2020 810,000.00	805,966.20 0.00 0.00 805,966.20	320.63 0.00 573.75 253.12	0.00 0.00 0.00 253.12	253.12

Income Earned

As of September 30, 2020



CUSIP	Security Description	Trade Date Settle Date Units	Book Value: Begin Book Value: Acq Book Value: Disp Book Value: End	Prior Accrued Inc. Received Ending Accrued Total Interest	Accr. Of Discount Amort. Of Premium Net Accret/Amort Income Earned	Total Income
3137EAEX3	FHLMC Note 0.375% Due 09/23/2025	09/23/2020 09/25/2020 1,285,000.00	0.00 1,281,132.15 0.00 1,281,132.15	0.00 0.00 80.31 80.31	0.00 0.00 0.00 80.31	80.31
43814WAB1	Honda Auto Receivables Trust 2019-1 A2 2.75% Due 09/20/2021	02/19/2019 02/27/2019 93,284.89	136,546.64 0.00 43,267.75 93,278.89	135.61 312.94 92.64 269.97	0.00 0.00 0.00 269.97	269.97
477870AC3	John Deere Owner Trust 2019-B A3 2.21% Due 12/15/2023	07/16/2019 07/24/2019 225,000.00	224,952.23 0.00 0.00 224,952.23	221.00 414.38 221.00 414.38	0.00 0.00 0.00 414.38	414.38
47787NAC3	John Deere Owner Trust 2020-B A3 0.51% Due 11/15/2024	07/14/2020 07/22/2020 150,000.00	149,977.14 0.00 0.00 149,977.14	82.88 112.62 34.00 63.74	0.00 0.00 0.00 63.74	63.74
47789JAB2	John Deere Owner Trust 2019-A A2 2.85% Due 12/15/2021	03/05/2019 03/13/2019 55,304.24	82,906.27 0.00 27,604.55 55,301.72	105.02 196.91 70.05 161.94	0.00 0.00 0.00 161.94	161.94
48128BAB7	JP Morgan Chase & Co Callable Note 1X 1/15/2022 2.972% Due 01/15/2023	04/13/2018 04/17/2018 500,000.00	490,550.00 0.00 0.00 490,550.00	1,898.78 0.00 3,137.11 1,238.33	0.00 0.00 0.00 1,238.33	1,238.33
525ESC2W8	Lehman Brothers ESCROW CUSIP - Defaulted Due 02/06/2021	04/17/2012 04/18/2012 2,500,000.00	28,000.00 0.00 0.00 28,000.00	0.00 0.00 0.00 0.00	0.00 0.00 0.00 0.00	0.00
525ESCIB7	Lehman Brothers Note-Defaulted Due 01/24/2021	04/17/2012 04/18/2012 2,500,000.00	28,000.00 0.00 0.00 28,000.00	0.00 0.00 0.00 0.00	0.00 0.00 0.00 0.00	0.00
594918BP8	Microsoft Callable Note Cont 7/8/2021 1.55% Due 08/08/2021	09/26/2016 09/29/2016 700,000.00	698,852.00 0.00 0.00 698,852.00	693.19 0.00 1,597.36 904.17	0.00 0.00 0.00 904.17	904.17

Income Earned

As of September 30, 2020



CUSIP	Security Description	Trade Date Settle Date Units	Book Value: Begin Book Value: Acq Book Value: Disp Book Value: End	Prior Accrued Inc. Received Ending Accrued Total Interest	Accr. Of Discount Amort. Of Premium Net Accret/Amort Income Earned	Total Income
68389XAP0	Oracle Corp Note 2.5% Due 10/15/2022	11/16/2017 11/20/2017 1,000,000.00	996,740.00 0.00 0.00 996,740.00	9,444.44 0.00 11,527.78 2,083.34	0.00 0.00 0.00 2,083.34	2,083.34
69353RFE3	PNC Bank Callable Note Cont 6/28/2022 2.45% Due 07/28/2022	08/17/2017 08/22/2017 1,000,000.00	1,005,340.00 0.00 0.00 1,005,340.00	2,245.83 0.00 4,287.50 2,041.67	0.00 0.00 0.00 2,041.67	2,041.67
78015K7C2	Royal Bank of Canada Note 2.25% Due 11/01/2024	05/19/2020 05/21/2020 750,000.00	772,882.50 0.00 0.00 772,882.50	5,625.00 0.00 7,031.25 1,406.25	0.00 0.00 0.00 1,406.25	1,406.25
857477AV5	State Street Bank Note 1.95% Due 05/19/2021	11/14/2016 11/17/2016 700,000.00	692,860.00 0.00 0.00 692,860.00	3,867.50 0.00 5,005.00 1,137.50	0.00 0.00 0.00 1,137.50	1,137.50
89114QCB2	Toronto Dominion Bank Note 3.25% Due 03/11/2024	03/26/2019 03/28/2019 1,000,000.00	1,013,580.00 0.00 0.00 1,013,580.00	15,347.22 16,250.00 1,805.56 2,708.34	0.00 0.00 0.00 2,708.34	2,708.34
89236TDP7	Toyota Motor Credit Corp Note 2.6% Due 01/11/2022	10/22/2018 10/24/2018 900,000.00	878,283.00 0.00 0.00 878,283.00	3,250.00 0.00 5,200.00 1,950.00	0.00 0.00 0.00 1,950.00	1,950.00
89239AAB9	Toyota Auto Receivables Trust 2019-A A2A 2.83% Due 10/15/2021	02/05/2019 02/13/2019 57,220.36	89,982.82 0.00 32,767.65 57,215.17	113.19 212.23 71.97 171.01	0.00 0.00 0.00 171.01	171.01
90331HPL1	US Bank NA Callable Note Cont 12/21/2024 2.05% Due 01/21/2025	01/16/2020 01/21/2020 1,000,000.00	997,870.00 0.00 0.00 997,870.00	2,277.78 0.00 3,986.11 1,708.33	0.00 0.00 0.00 1,708.33	1,708.33
9128282N9	US Treasury Note 2.125% Due 07/31/2024	08/28/2019 08/29/2019 1,000,000.00	1,034,648.44 0.00 0.00 1,034,648.44	1,847.83 0.00 3,580.16 1,732.33	0.00 0.00 0.00 1,732.33	1,732.33

Income Earned

As of September 30, 2020



CUSIP	Security Description	Trade Date Settle Date Units	Book Value: Begin Book Value: Acq Book Value: Disp Book Value: End	Prior Accrued Inc. Received Ending Accrued Total Interest	Accr. Of Discount Amort. Of Premium Net Accret/Amort Income Earned	Total Income
9128282P4	US Treasury Note 1.875% Due 07/31/2022	Various Various 2,075,000.00	2,085,765.74 0.00 0.00 2,085,765.74	3,383.15 0.00 6,554.86 3,171.71	0.00 0.00 0.00 3,171.71	3,171.71
9128282W9	US Treasury Note 1.875% Due 09/30/2022	10/18/2017 10/19/2017 2,100,000.00	2,089,253.91 0.00 0.00 2,089,253.91	16,567.62 19,687.50 108.17 3,228.05	0.00 0.00 0.00 3,228.05	3,228.05
9128282Y5	US Treasury Note 2.125% Due 09/30/2024	11/12/2019 11/13/2019 1,525,000.00	1,550,496.09 0.00 0.00 1,550,496.09	13,635.42 16,203.13 89.03 2,656.74	0.00 0.00 0.00 2,656.74	2,656.74
912828F96	US Treasury Note 2% Due 10/31/2021	02/10/2017 02/13/2017 1,100,000.00	1,106,105.25 0.00 0.00 1,106,105.25	7,413.04 0.00 9,206.52 1,793.48	0.00 0.00 0.00 1,793.48	1,793.48
912828G53	US Treasury Note 1.875% Due 11/30/2021	01/12/2017 01/18/2017 1,400,000.00	1,401,426.57 0.00 0.00 1,401,426.57	6,670.08 0.00 8,821.72 2,151.64	0.00 0.00 0.00 2,151.64	2,151.64
912828M98	US Treasury Note 1.625% Due 11/30/2020	01/22/2016 01/25/2016 1,000,000.00	1,007,151.79 0.00 0.00 1,007,151.79	4,129.10 0.00 5,461.07 1,331.97	0.00 0.00 0.00 1,331.97	1,331.97
912828P87	US Treasury Note 1.125% Due 02/28/2021	04/04/2016 04/05/2016 550,000.00	1,444,114.23 0.00 896,346.76 547,767.47	45.06 671.27 529.87 1,156.08	0.00 0.00 0.00 1,156.08	1,156.08
912828V72	US Treasury Note 1.875% Due 01/31/2022	05/09/2017 05/10/2017 1,000,000.00	998,440.85 0.00 0.00 998,440.85	1,630.43 0.00 3,158.97 1,528.54	0.00 0.00 0.00 1,528.54	1,528.54
912828W48	US Treasury Note 2.125% Due 02/29/2024	04/17/2019 04/18/2019 1,500,000.00	1,480,546.88 0.00 0.00 1,480,546.88	88.05 0.00 2,729.63 2,641.58	0.00 0.00 0.00 2,641.58	2,641.58

Income Earned

As of September 30, 2020



CUSIP	Security Description	Trade Date Settle Date Units	Book Value: Begin Book Value: Acq Book Value: Disp Book Value: End	Prior Accrued Inc. Received Ending Accrued Total Interest	Accr. Of Discount Amort. Of Premium Net Accret/Amort Income Earned	Total Income
912828W89	US Treasury Note 1.875% Due 03/31/2022	Various Various 2,000,000.00	2,010,436.39 0.00 0.00 2,010,436.39	15,778.68 18,750.00 103.02 3,074.34	0.00 0.00 0.00 3,074.34	3,074.34
912828WJ5	US Treasury Note 2.5% Due 05/15/2024	06/10/2019 06/11/2019 1,125,000.00	1,156,376.95 0.00 0.00 1,156,376.95	8,330.50 0.00 10,623.30 2,292.80	0.00 0.00 0.00 2,292.80	2,292.80
912828XW5	US Treasury Note 1.75% Due 06/30/2022	07/14/2017 07/17/2017 1,175,000.00	1,168,899.44 0.00 0.00 1,168,899.44	3,520.21 0.00 5,196.50 1,676.29	0.00 0.00 0.00 1,676.29	1,676.29
912828YV6	US Treasury Note 1.5% Due 11/30/2024	12/12/2019 12/13/2019 1,300,000.00	1,286,136.72 0.00 0.00 1,286,136.72	4,954.92 0.00 6,553.28 1,598.36	0.00 0.00 0.00 1,598.36	1,598.36
912828ZC7	US Treasury Note 1.125% Due 02/28/2025	03/24/2020 03/25/2020 825,000.00	849,846.68 0.00 0.00 849,846.68	25.64 0.00 794.80 769.16	0.00 0.00 0.00 769.16	769.16
			59,992,267.33	291,417.76	0.00	
			1,281,132.15	144,464.98	0.00	
			999,986.71	244,385.48	0.00	
Total Fixed Income		65,225,809.49	60,273,412.77	97,432.70	97,432.70	97,432.70

CASH & EQUIVALENT						
90COCM\$00	Summary of Cash Held in Trust *See Details (Attached)	Various Various 4,321,347.82	2,199,208.51 2,122,139.31 0.00 4,321,347.82	0.00 0.00 0.00 0.00	0.00 0.00 0.00 0.00	0.00
90JPMC\$02	JP Morgan Chase Checking Account	Various Various 1,147,569.49	3,458,054.41 0.00 2,310,484.92 1,147,569.49	0.00 0.00 0.00 0.00	0.00 0.00 0.00 0.00	0.00

Income Earned

As of September 30, 2020



CUSIP	Security Description	Trade Date Settle Date Units	Book Value: Begin Book Value: Acq Book Value: Disp Book Value: End	Prior Accrued Inc. Received Ending Accrued Total Interest	Accr. Of Discount Amort. Of Premium Net Accret/Amort Income Earned	Total Income
94975H312	Wells Fargo	Various	248,589.07	0.00	0.00	2.34
	Advantage Treasury Plus MMF	Various	1,152,157.27	2.34	0.00	
		119,614.19	1,281,132.15	0.00	0.00	
			119,614.19	2.34	2.34	
			5,905,851.99	0.00	0.00	
			3,274,296.58	2.34	0.00	
			3,591,617.07	0.00	0.00	
Total Cash & Equivalent		5,588,531.50	5,588,531.50	2.34	2.34	2.34
LOCAL AGENCY INVESTMENT FUND						
90LAIF\$00	Local Agency Investment Fund	Various	29,844,110.99	61,501.90	0.00	16,728.70
	State Pool	Various	0.00	0.00	0.00	
		28,744,110.99	1,100,000.00	78,230.60	0.00	
			28,744,110.99	16,728.70	16,728.70	
			29,844,110.99	61,501.90	0.00	
			0.00	0.00	0.00	
			1,100,000.00	78,230.60	0.00	
Total Local Agency Investment Fund		28,744,110.99	28,744,110.99	16,728.70	16,728.70	16,728.70
			95,742,230.31	352,919.66	0.00	
			4,555,428.73	144,467.32	0.00	
			5,691,603.78	322,616.08	0.00	
TOTAL PORTFOLIO		99,558,451.98	94,606,055.26	114,163.74	114,163.74	114,163.74

Cash Flow Report

As of September 30, 2020



Payment Date	Transaction Type	CUSIP	Quantity	Security Description	Principal Amount	Income	Total Amount
10/05/2020	Interest	3135G0T45	1,500,000.00	FNMA Note 1.875% Due 4/5/2022	0.00	14,062.50	14,062.50
10/13/2020	Interest	3135G0U27	700,000.00	FNMA Note 2.5% Due 4/13/2021	0.00	8,750.00	8,750.00
10/15/2020	Dividend	90LAIF\$00	3,500,078,169.98	Local Agency Investment Fund State Pool	0.00	78,897.78	78,897.78
10/15/2020	Interest	68389XAP0	1,000,000.00	Oracle Corp Note 2.5% Due 10/15/2022	0.00	12,500.00	12,500.00
10/15/2020	Paydown	47787NAC3	150,000.00	John Deere Owner Trust 2020-B A3 0.51% Due 11/15/2024	0.00	63.75	63.75
10/15/2020	Paydown	47789JAB2	55,304.24	John Deere Owner Trust 2019-A A2 2.85% Due 12/15/2021	3,626.25	131.35	3,757.60
10/15/2020	Paydown	477870AC3	225,000.00	John Deere Owner Trust 2019-B A3 2.21% Due 12/15/2023	5,544.03	414.38	5,958.41
10/15/2020	Paydown	89239AAB9	57,220.36	Toyota Auto Receivables Trust 2019-A A2A 2.83% Due 10/15/2021	4,339.41	134.94	4,474.35
10/18/2020	Paydown	43814WAB1	93,284.89	Honda Auto Receivables Trust 2019-1 A2 2.75% Due 9/20/2021	7,064.14	213.78	7,277.92
10/22/2020	Interest	3135G03U5	1,760,000.00	FNMA Note 0.625% Due 4/22/2025	0.00	5,438.89	5,438.89
10/31/2020	Interest	912828F96	1,100,000.00	US Treasury Note 2% Due 10/31/2021	0.00	11,000.00	11,000.00
OCT 2020					20,573.83	131,607.37	152,181.20
11/01/2020	Interest	78015K7C2	750,000.00	Royal Bank of Canada Note 2.25% Due 11/1/2024	0.00	8,437.50	8,437.50
11/03/2020	Maturity	00440EAT4	1,000,000.00	Chubb INA Holdings Inc Callable Note Cont 10/3/2020 2.3% Due 11/3/2020	1,000,000.00	11,500.00	1,011,500.00
11/05/2020	Interest	3137EAER6	1,600,000.00	FHLMC Note 0.375% Due 5/5/2023	0.00	2,966.67	2,966.67
11/15/2020	Interest	912828WJ5	1,125,000.00	US Treasury Note 2.5% Due 5/15/2024	0.00	14,062.50	14,062.50
11/15/2020	Paydown	89239AAB9	57,220.36	Toyota Auto Receivables Trust 2019-A A2A 2.83% Due 10/15/2021	4,349.68	124.71	4,474.39

Cash Flow Report

As of September 30, 2020



Payment Date	Transaction Type	CUSIP	Quantity	Security Description	Principal Amount	Income	Total Amount
11/15/2020	Paydown	477870AC3	225,000.00	John Deere Owner Trust 2019-B A3 2.21% Due 12/15/2023	5,555.59	404.16	5,959.75
11/15/2020	Paydown	47787NAC3	150,000.00	John Deere Owner Trust 2020-B A3 0.51% Due 11/15/2024	0.00	63.75	63.75
11/15/2020	Paydown	47789JAB2	55,304.24	John Deere Owner Trust 2019-A A2 2.85% Due 12/15/2021	3,634.83	122.74	3,757.57
11/16/2020	Interest	166764BG4	350,000.00	Chevron Corp Callable Note Cont 4/15/2021 2.1% Due 5/16/2021	0.00	3,675.00	3,675.00
11/18/2020	Paydown	43814WAB1	93,284.89	Honda Auto Receivables Trust 2019-1 A2 2.75% Due 9/20/2021	7,082.57	197.59	7,280.16
11/19/2020	Interest	857477AV5	700,000.00	State Street Bank Note 1.95% Due 5/19/2021	0.00	6,825.00	6,825.00
11/30/2020	Interest	912828G53	1,400,000.00	US Treasury Note 1.875% Due 11/30/2021	0.00	13,125.00	13,125.00
11/30/2020	Interest	912828YV6	1,300,000.00	US Treasury Note 1.5% Due 11/30/2024	0.00	9,750.00	9,750.00
11/30/2020	Maturity	912828M98	1,000,000.00	US Treasury Note 1.625% Due 11/30/2020	1,000,000.00	8,125.00	1,008,125.00
11/30/2020	Maturity	3135G0F73	425,000.00	FNMA Note 1.5% Due 11/30/2020	425,000.00	3,187.50	428,187.50
NOV 2020					2,445,622.67	82,567.12	2,528,189.79
12/05/2020	Interest	166764AB6	650,000.00	Chevron Corp Callable Note Cont 9/5/2022 2.355% Due 12/5/2022	0.00	7,653.75	7,653.75
12/08/2020	Interest	3130A0F70	1,350,000.00	FHLB Note 3.375% Due 12/8/2023	0.00	22,781.25	22,781.25
12/13/2020	Interest	3130AJKW8	675,000.00	FHLB Note 0.5% Due 6/13/2025	0.00	2,043.75	2,043.75
12/14/2020	Interest	3130A1XJ2	1,100,000.00	FHLB Note 2.875% Due 6/14/2024	0.00	15,812.50	15,812.50
12/15/2020	Paydown	89239AAB9	57,220.36	Toyota Auto Receivables Trust 2019-A A2A 2.83% Due 10/15/2021	4,359.98	114.45	4,474.43
12/15/2020	Paydown	47789JAB2	55,304.24	John Deere Owner Trust 2019-A A2 2.85% Due 12/15/2021	3,643.44	114.10	3,757.54

Cash Flow Report

As of September 30, 2020



Payment Date	Transaction Type	CUSIP	Quantity	Security Description	Principal Amount	Income	Total Amount
12/15/2020	Paydown	477870AC3	225,000.00	John Deere Owner Trust 2019-B A3 2.21% Due 12/15/2023	5,567.16	393.93	5,961.09
12/15/2020	Paydown	47787NAC3	150,000.00	John Deere Owner Trust 2020-B A3 0.51% Due 11/15/2024	0.00	63.75	63.75
12/17/2020	Interest	3135G04Z3	1,065,000.00	FNMA Note 0.5% Due 6/17/2025	0.00	2,632.92	2,632.92
12/18/2020	Paydown	43814WAB1	93,284.89	Honda Auto Receivables Trust 2019-1 A2 2.75% Due 9/20/2021	7,101.04	181.36	7,282.40
12/19/2020	Interest	3137EAEN5	1,900,000.00	FHLMC Note 2.75% Due 6/19/2023	0.00	26,125.00	26,125.00
12/31/2020	Interest	912828XW5	1,175,000.00	US Treasury Note 1.75% Due 6/30/2022	0.00	10,281.25	10,281.25
DEC 2020					20,671.62	88,198.01	108,869.63
01/02/2021	Interest	3135G0V75	1,000,000.00	FNMA Note 1.75% Due 7/2/2024	0.00	8,750.00	8,750.00
01/11/2021	Interest	06051GEU9	800,000.00	Bank of America Corp Note 3.3% Due 1/11/2023	0.00	13,200.00	13,200.00
01/11/2021	Interest	89236TDP7	900,000.00	Toyota Motor Credit Corp Note 2.6% Due 1/11/2022	0.00	11,700.00	11,700.00
01/12/2021	Interest	02665WCT6	1,000,000.00	American Honda Finance Note 3.55% Due 1/12/2024	0.00	17,750.00	17,750.00
01/15/2021	Interest	48128BAB7	500,000.00	JP Morgan Chase & Co Callable Note 1X 1/15/2022 2.972% Due 1/15/2023	0.00	7,430.00	7,430.00
01/15/2021	Paydown	477870AC3	225,000.00	John Deere Owner Trust 2019-B A3 2.21% Due 12/15/2023	5,578.76	383.68	5,962.44
01/15/2021	Paydown	47789JAB2	55,304.24	John Deere Owner Trust 2019-A A2 2.85% Due 12/15/2021	3,652.06	105.45	3,757.51
01/15/2021	Paydown	47787NAC3	150,000.00	John Deere Owner Trust 2020-B A3 0.51% Due 11/15/2024	0.00	63.75	63.75
01/15/2021	Paydown	89239AAB9	57,220.36	Toyota Auto Receivables Trust 2019-A A2A 2.83% Due 10/15/2021	4,370.29	104.17	4,474.46
01/18/2021	Paydown	43814WAB1	93,284.89	Honda Auto Receivables Trust 2019-1 A2 2.75% Due 9/20/2021	7,119.56	165.09	7,284.65

Cash Flow Report

As of September 30, 2020



Payment Date	Transaction Type	CUSIP	Quantity	Security Description	Principal Amount	Income	Total Amount
01/19/2021	Interest	3135G0T94	1,925,000.00	FNMA Note 2.375% Due 1/19/2023	0.00	22,859.38	22,859.38
01/21/2021	Interest	3137EAEU9	810,000.00	FHLMC Note 0.375% Due 7/21/2025	0.00	1,501.88	1,501.88
01/21/2021	Interest	90331HPL1	1,000,000.00	US Bank NA Callable Note Cont 12/21/2024 2.05% Due 1/21/2025	0.00	10,250.00	10,250.00
01/28/2021	Interest	69353RFE3	1,000,000.00	PNC Bank Callable Note Cont 6/28/2022 2.45% Due 7/28/2022	0.00	12,250.00	12,250.00
01/31/2021	Interest	912828V72	1,000,000.00	US Treasury Note 1.875% Due 1/31/2022	0.00	9,375.00	9,375.00
01/31/2021	Interest	9128282P4	2,075,000.00	US Treasury Note 1.875% Due 7/31/2022	0.00	19,453.13	19,453.13
01/31/2021	Interest	9128282N9	1,000,000.00	US Treasury Note 2.125% Due 7/31/2024	0.00	10,625.00	10,625.00
JAN 2021					20,720.67	145,966.53	166,687.20
02/04/2021	Interest	037833CC2	1,000,000.00	Apple Inc Callable Note Cont 7/4/2021 1.55% Due 8/4/2021	0.00	7,750.00	7,750.00
02/08/2021	Interest	594918BP8	700,000.00	Microsoft Callable Note Cont 7/8/2021 1.55% Due 8/8/2021	0.00	5,425.00	5,425.00
02/12/2021	Interest	3137EAEC9	1,000,000.00	FHLMC Note 1.125% Due 8/12/2021	0.00	5,625.00	5,625.00
02/12/2021	Interest	3137EAEP0	1,345,000.00	FHLMC Note 1.5% Due 2/12/2025	0.00	10,087.50	10,087.50
02/15/2021	Paydown	477870AC3	225,000.00	John Deere Owner Trust 2019-B A3 2.21% Due 12/15/2023	5,590.37	373.41	5,963.78
02/15/2021	Paydown	47789JAB2	55,304.24	John Deere Owner Trust 2019-A A2 2.85% Due 12/15/2021	3,560.70	96.78	3,757.48
02/15/2021	Paydown	47787NAC3	150,000.00	John Deere Owner Trust 2020-B A3 0.51% Due 11/15/2024	0.00	63.75	63.75
02/15/2021	Paydown	89239AAB9	57,220.36	Toyota Auto Receivables Trust 2019-A A2A 2.83% Due 10/15/2021	4,380.64	93.86	4,474.50
02/18/2021	Maturity	3130A7CV5	2,000,000.00	FHLB Note 1.375% Due 2/18/2021	2,000,000.00	13,750.00	2,013,750.00

Cash Flow Report

As of September 30, 2020



Payment Date	Transaction Type	CUSIP	Quantity	Security Description	Principal Amount	Income	Total Amount
02/18/2021	Paydown	43814WAB1	93,284.89	Honda Auto Receivables Trust 2019-1 A2 2.75% Due 9/20/2021	7,138.13	148.77	7,286.90
02/25/2021	Interest	3135G05X7	1,280,000.00	FNMA Note 0.375% Due 8/25/2025	0.00	2,373.33	2,373.33
02/28/2021	Interest	912828ZC7	825,000.00	US Treasury Note 1.125% Due 2/28/2025	0.00	4,640.63	4,640.63
02/28/2021	Interest	912828W48	1,500,000.00	US Treasury Note 2.125% Due 2/29/2024	0.00	15,937.50	15,937.50
02/28/2021	Maturity	912828P87	550,000.00	US Treasury Note 1.125% Due 2/28/2021	550,000.00	3,093.75	553,093.75
FEB 2021					2,570,769.84	69,459.28	2,640,229.12
03/01/2021	Interest	30231GAR3	800,000.00	Exxon Mobil Corp Callable Note Cont 1/1/2023 2.726% Due 3/1/2023	0.00	10,904.00	10,904.00
03/08/2021	Interest	313383YJ4	1,000,000.00	FHLB Note 3.375% Due 9/8/2023	0.00	16,875.00	16,875.00
03/10/2021	Interest	3130ADRG9	1,100,000.00	FHLB Note 2.75% Due 3/10/2023	0.00	15,125.00	15,125.00
03/11/2021	Interest	89114QCB2	1,000,000.00	Toronto Dominion Bank Note 3.25% Due 3/11/2024	0.00	16,250.00	16,250.00
03/12/2021	Interest	3135G0U43	2,000,000.00	FNMA Note 2.875% Due 9/12/2023	0.00	28,750.00	28,750.00
03/15/2021	Paydown	477870AC3	225,000.00	John Deere Owner Trust 2019-B A3 2.21% Due 12/15/2023	5,602.03	363.11	5,965.14
03/15/2021	Paydown	47787NAC3	150,000.00	John Deere Owner Trust 2020-B A3 0.51% Due 11/15/2024	0.00	63.75	63.75
03/15/2021	Paydown	47789JAB2	55,304.24	John Deere Owner Trust 2019-A A2 2.85% Due 12/15/2021	3,669.37	88.08	3,757.45
03/15/2021	Paydown	89239AAB9	57,220.36	Toyota Auto Receivables Trust 2019-A A2A 2.83% Due 10/15/2021	4,391.01	83.53	4,474.54
03/18/2021	Paydown	43814WAB1	93,284.89	Honda Auto Receivables Trust 2019-1 A2 2.75% Due 9/20/2021	7,156.75	132.41	7,289.16
03/23/2021	Interest	3137EAEX3	1,285,000.00	FHLMC Note 0.375% Due 9/23/2025	0.00	2,382.60	2,382.60

Cash Flow Report

As of September 30, 2020



Payment Date	Transaction Type	CUSIP	Quantity	Security Description	Principal Amount	Income	Total Amount
03/31/2021	Interest	9128282Y5	1,525,000.00	US Treasury Note 2.125% Due 9/30/2024	0.00	16,203.13	16,203.13
03/31/2021	Interest	9128282W9	2,100,000.00	US Treasury Note 1.875% Due 9/30/2022	0.00	19,687.50	19,687.50
03/31/2021	Interest	912828W89	2,000,000.00	US Treasury Note 1.875% Due 3/31/2022	0.00	18,750.00	18,750.00
MAR 2021					20,819.16	145,658.11	166,477.27
04/05/2021	Interest	3135G0T45	1,500,000.00	FNMA Note 1.875% Due 4/5/2022	0.00	14,062.50	14,062.50
04/13/2021	Maturity	3135G0U27	700,000.00	FNMA Note 2.5% Due 4/13/2021	700,000.00	8,750.00	708,750.00
04/15/2021	Interest	68389XAP0	1,000,000.00	Oracle Corp Note 2.5% Due 10/15/2022	0.00	12,500.00	12,500.00
04/15/2021	Paydown	89239AAB9	57,220.36	Toyota Auto Receivables Trust 2019-A A2A 2.83% Due 10/15/2021	4,401.39	73.18	4,474.57
04/15/2021	Paydown	477870AC3	225,000.00	John Deere Owner Trust 2019-B A3 2.21% Due 12/15/2023	5,613.70	352.79	5,966.49
04/15/2021	Paydown	47787NAC3	150,000.00	John Deere Owner Trust 2020-B A3 0.51% Due 11/15/2024	0.00	63.75	63.75
04/15/2021	Paydown	47789JAB2	55,304.24	John Deere Owner Trust 2019-A A2 2.85% Due 12/15/2021	3,678.05	79.37	3,757.42
04/18/2021	Paydown	43814WAB1	93,284.89	Honda Auto Receivables Trust 2019-1 A2 2.75% Due 9/20/2021	7,175.42	116.01	7,291.43
04/22/2021	Interest	3135G03U5	1,760,000.00	FNMA Note 0.625% Due 4/22/2025	0.00	5,500.00	5,500.00
04/30/2021	Interest	912828F96	1,100,000.00	US Treasury Note 2% Due 10/31/2021	0.00	11,000.00	11,000.00
APR 2021					720,868.56	52,497.60	773,366.16
05/01/2021	Interest	78015K7C2	750,000.00	Royal Bank of Canada Note 2.25% Due 11/1/2024	0.00	8,437.50	8,437.50
05/05/2021	Interest	3137EAER6	1,600,000.00	FHLMC Note 0.375% Due 5/5/2023	0.00	3,000.00	3,000.00
05/15/2021	Interest	912828WJ5	1,125,000.00	US Treasury Note 2.5% Due 5/15/2024	0.00	14,062.50	14,062.50

Cash Flow Report

As of September 30, 2020



Payment Date	Transaction Type	CUSIP	Quantity	Security Description	Principal Amount	Income	Total Amount
05/15/2021	Paydown	477870AC3	225,000.00	John Deere Owner Trust 2019-B A3 2.21% Due 12/15/2023	5,625.40	342.45	5,967.85
05/15/2021	Paydown	47789JAB2	55,304.24	John Deere Owner Trust 2019-A A2 2.85% Due 12/15/2021	3,686.76	70.63	3,757.39
05/15/2021	Paydown	47787NAC3	150,000.00	John Deere Owner Trust 2020-B A3 0.51% Due 11/15/2024	0.00	63.75	63.75
05/15/2021	Paydown	89239AAB9	57,220.36	Toyota Auto Receivables Trust 2019-A A2A 2.83% Due 10/15/2021	4,411.81	62.80	4,474.61
05/16/2021	Maturity	166764BG4	350,000.00	Chevron Corp Callable Note Cont 4/15/2021 2.1% Due 5/16/2021	350,000.00	3,675.00	353,675.00
05/18/2021	Paydown	43814WAB1	93,284.89	Honda Auto Receivables Trust 2019-1 A2 2.75% Due 9/20/2021	7,194.13	99.57	7,293.70
05/19/2021	Maturity	857477AV5	700,000.00	State Street Bank Note 1.95% Due 5/19/2021	700,000.00	6,825.00	706,825.00
05/31/2021	Interest	912828YV6	1,300,000.00	US Treasury Note 1.5% Due 11/30/2024	0.00	9,750.00	9,750.00
05/31/2021	Interest	912828G53	1,400,000.00	US Treasury Note 1.875% Due 11/30/2021	0.00	13,125.00	13,125.00
MAY 2021					1,070,918.10	59,514.20	1,130,432.30
06/05/2021	Interest	166764AB6	650,000.00	Chevron Corp Callable Note Cont 9/5/2022 2.355% Due 12/5/2022	0.00	7,653.75	7,653.75
06/08/2021	Interest	3130A0F70	1,350,000.00	FHLB Note 3.375% Due 12/8/2023	0.00	22,781.25	22,781.25
06/13/2021	Interest	3130AJKW8	675,000.00	FHLB Note 0.5% Due 6/13/2025	0.00	1,687.50	1,687.50
06/14/2021	Interest	3130A1XJ2	1,100,000.00	FHLB Note 2.875% Due 6/14/2024	0.00	15,812.50	15,812.50
06/15/2021	Paydown	47787NAC3	150,000.00	John Deere Owner Trust 2020-B A3 0.51% Due 11/15/2024	0.00	63.75	63.75
06/15/2021	Paydown	89239AAB9	57,220.36	Toyota Auto Receivables Trust 2019-A A2A 2.83% Due 10/15/2021	4,422.26	52.39	4,474.65
06/15/2021	Paydown	477870AC3	225,000.00	John Deere Owner Trust 2019-B A3 2.21% Due 12/15/2023	5,637.12	332.09	5,969.21

Cash Flow Report

As of September 30, 2020



Payment Date	Transaction Type	CUSIP	Quantity	Security Description	Principal Amount	Income	Total Amount
06/15/2021	Paydown	47789JAB2	55,304.24	John Deere Owner Trust 2019-A A2 2.85% Due 12/15/2021	3,695.48	61.88	3,757.36
06/17/2021	Interest	3135G04Z3	1,065,000.00	FNMA Note 0.5% Due 6/17/2025	0.00	2,662.50	2,662.50
06/18/2021	Paydown	43814WAB1	93,284.89	Honda Auto Receivables Trust 2019-1 A2 2.75% Due 9/20/2021	7,212.90	83.08	7,295.98
06/19/2021	Interest	3137EAENS	1,900,000.00	FHLMC Note 2.75% Due 6/19/2023	0.00	26,125.00	26,125.00
06/30/2021	Interest	912828XW5	1,175,000.00	US Treasury Note 1.75% Due 6/30/2022	0.00	10,281.25	10,281.25
JUN 2021					20,967.76	87,596.94	108,564.70
07/02/2021	Interest	3135G0V75	1,000,000.00	FNMA Note 1.75% Due 7/2/2024	0.00	8,750.00	8,750.00
07/11/2021	Interest	89236TDP7	900,000.00	Toyota Motor Credit Corp Note 2.6% Due 1/11/2022	0.00	11,700.00	11,700.00
07/11/2021	Interest	06051GEU9	800,000.00	Bank of America Corp Note 3.3% Due 1/11/2023	0.00	13,200.00	13,200.00
07/12/2021	Interest	02665WCT6	1,000,000.00	American Honda Finance Note 3.55% Due 1/12/2024	0.00	17,750.00	17,750.00
07/15/2021	Interest	48128BAB7	500,000.00	JP Morgan Chase & Co Callable Note 1X 1/15/2022 2.972% Due 1/15/2023	0.00	7,430.00	7,430.00
07/15/2021	Paydown	477870AC3	225,000.00	John Deere Owner Trust 2019-B A3 2.21% Due 12/15/2023	5,648.86	321.71	5,970.57
07/15/2021	Paydown	47787NAC3	150,000.00	John Deere Owner Trust 2020-B A3 0.51% Due 11/15/2024	0.00	63.75	63.75
07/15/2021	Paydown	47789JAB2	55,304.24	John Deere Owner Trust 2019-A A2 2.85% Due 12/15/2021	3,704.23	53.10	3,757.33
07/15/2021	Paydown	89239AAB9	57,220.36	Toyota Auto Receivables Trust 2019-A A2A 2.83% Due 10/15/2021	4,432.72	41.96	4,474.68
07/18/2021	Paydown	43814WAB1	93,284.89	Honda Auto Receivables Trust 2019-1 A2 2.75% Due 9/20/2021	7,231.71	66.55	7,298.26
07/19/2021	Interest	3135G0T94	1,925,000.00	FNMA Note 2.375% Due 1/19/2023	0.00	22,859.38	22,859.38

Cash Flow Report

As of September 30, 2020



Payment Date	Transaction Type	CUSIP	Quantity	Security Description	Principal Amount	Income	Total Amount
07/21/2021	Interest	3137EAEU9	810,000.00	FHLMC Note 0.375% Due 7/21/2025	0.00	1,518.75	1,518.75
07/21/2021	Interest	90331HPL1	1,000,000.00	US Bank NA Callable Note Cont 12/21/2024 2.05% Due 1/21/2025	0.00	10,250.00	10,250.00
07/28/2021	Interest	69353RFE3	1,000,000.00	PNC Bank Callable Note Cont 6/28/2022 2.45% Due 7/28/2022	0.00	12,250.00	12,250.00
07/31/2021	Interest	9128282N9	1,000,000.00	US Treasury Note 2.125% Due 7/31/2024	0.00	10,625.00	10,625.00
07/31/2021	Interest	912828V72	1,000,000.00	US Treasury Note 1.875% Due 1/31/2022	0.00	9,375.00	9,375.00
07/31/2021	Interest	9128282P4	2,075,000.00	US Treasury Note 1.875% Due 7/31/2022	0.00	19,453.13	19,453.13
JUL 2021					21,017.52	145,708.33	166,725.85
08/04/2021	Maturity	037833CC2	1,000,000.00	Apple Inc Callable Note Cont 7/4/2021 1.55% Due 8/4/2021	1,000,000.00	7,750.00	1,007,750.00
08/08/2021	Maturity	594918BP8	700,000.00	Microsoft Callable Note Cont 7/8/2021 1.55% Due 8/8/2021	700,000.00	5,425.00	705,425.00
08/12/2021	Interest	3137EAEP0	1,345,000.00	FHLMC Note 1.5% Due 2/12/2025	0.00	10,087.50	10,087.50
08/12/2021	Maturity	3137EAEC9	1,000,000.00	FHLMC Note 1.125% Due 8/12/2021	1,000,000.00	5,625.00	1,005,625.00
08/15/2021	Paydown	477870AC3	225,000.00	John Deere Owner Trust 2019-B A3 2.21% Due 12/15/2023	5,660.62	311.31	5,971.93
08/15/2021	Paydown	47787NAC3	150,000.00	John Deere Owner Trust 2020-B A3 0.51% Due 11/15/2024	0.00	63.75	63.75
08/15/2021	Paydown	47789JAB2	55,304.24	John Deere Owner Trust 2019-A A2 2.85% Due 12/15/2021	3,713.00	44.30	3,757.30
08/15/2021	Paydown	89239AAB9	57,220.36	Toyota Auto Receivables Trust 2019-A A2A 2.83% Due 10/15/2021	4,443.21	31.51	4,474.72
08/18/2021	Paydown	43814WAB1	93,284.89	Honda Auto Receivables Trust 2019-1 A2 2.75% Due 9/20/2021	7,250.57	49.98	7,300.55
08/25/2021	Interest	3135G05X7	1,280,000.00	FNMA Note 0.375% Due 8/25/2025	0.00	2,400.00	2,400.00

Cash Flow Report

As of September 30, 2020



Payment Date	Transaction Type	CUSIP	Quantity	Security Description	Principal Amount	Income	Total Amount
08/31/2021	Interest	912828W48	1,500,000.00	US Treasury Note 2.125% Due 2/29/2024	0.00	15,937.50	15,937.50
08/31/2021	Interest	912828ZC7	825,000.00	US Treasury Note 1.125% Due 2/28/2025	0.00	4,640.63	4,640.63
AUG 2021					2,721,067.40	52,366.48	2,773,433.88
09/01/2021	Interest	30231GAR3	800,000.00	Exxon Mobil Corp Callable Note Cont 1/1/2023 2.726% Due 3/1/2023	0.00	10,904.00	10,904.00
09/08/2021	Interest	313383YJ4	1,000,000.00	FHLB Note 3.375% Due 9/8/2023	0.00	16,875.00	16,875.00
09/10/2021	Interest	3130ADRG9	1,100,000.00	FHLB Note 2.75% Due 3/10/2023	0.00	15,125.00	15,125.00
09/11/2021	Interest	89114QCB2	1,000,000.00	Toronto Dominion Bank Note 3.25% Due 3/11/2024	0.00	16,250.00	16,250.00
09/12/2021	Interest	3135G0U43	2,000,000.00	FNMA Note 2.875% Due 9/12/2023	0.00	28,750.00	28,750.00
09/15/2021	Paydown	477870AC3	225,000.00	John Deere Owner Trust 2019-B A3 2.21% Due 12/15/2023	5,672.42	300.88	5,973.30
09/15/2021	Paydown	47789JAB2	55,304.24	John Deere Owner Trust 2019-A A2 2.85% Due 12/15/2021	3,721.79	35.48	3,757.27
09/15/2021	Paydown	47787NAC3	150,000.00	John Deere Owner Trust 2020-B A3 0.51% Due 11/15/2024	0.00	63.75	63.75
09/15/2021	Paydown	89239AAB9	57,220.36	Toyota Auto Receivables Trust 2019-A A2A 2.83% Due 10/15/2021	4,453.73	21.03	4,474.76
09/18/2021	Paydown	43814WAB1	93,284.89	Honda Auto Receivables Trust 2019-1 A2 2.75% Due 9/20/2021	7,269.49	33.36	7,302.85
09/20/2021	Paydown	43814WAB1	93,284.89	Honda Auto Receivables Trust 2019-1 A2 2.75% Due 9/20/2021	7,288.45	1.11	7,289.56
09/23/2021	Interest	3137EAEX3	1,285,000.00	FHLMC Note 0.375% Due 9/23/2025	0.00	2,409.38	2,409.38
09/30/2021	Interest	912828W89	2,000,000.00	US Treasury Note 1.875% Due 3/31/2022	0.00	18,750.00	18,750.00
09/30/2021	Interest	9128282W9	2,100,000.00	US Treasury Note 1.875% Due 9/30/2022	0.00	19,687.50	19,687.50

Cash Flow Report

As of September 30, 2020



Payment Date	Transaction Type	CUSIP	Quantity	Security Description	Principal Amount	Income	Total Amount
09/30/2021	Interest	9128282Y5	1,525,000.00	US Treasury Note 2.125% Due 9/30/2024	0.00	16,203.13	16,203.13
SEP 2021					28,405.88	145,409.62	173,815.50
TOTAL					9,682,423.01	1,206,549.59	10,888,972.60



Chandler Asset Management, Inc. ("Chandler") is an SEC registered investment adviser. For additional information about our firm, please see our current disclosures (Form ADV). To obtain a copy of our current disclosures, you may contact your client service representative by calling the number on the front of this statement or you may visit our website at www.chandlerasset.com.

Information contained in this monthly statement is confidential and is provided for informational purposes only and should not be construed as specific investment or legal advice. The information contained herein was obtained from sources believed to be reliable as of the date of this statement, but may become outdated or superseded at any time without notice.

Custody: Your qualified custodian bank maintains control of all assets reflected in this statement and we urge you to compare this statement to the one you receive from your qualified custodian. Chandler does not have any authority to withdraw or deposit funds from/to the custodian account.

Valuation: Prices are provided by IDC, an independent pricing source. In the event IDC does not provide a price or if the price provided is not reflective of fair market value, Chandler will obtain pricing from an alternative approved third party pricing source in accordance with our written valuation policy and procedures. Our valuation procedures are also disclosed in Item 5 of our Form ADV Part 2A.

Performance: Performance results are presented gross-of-advisory fees and represent the client's Total Return. The deduction of advisory fees lowers performance results. These results include the reinvestment of dividends and other earnings. Past performance may not be indicative of future results. Therefore, clients should not assume that future performance of any specific investment or investment strategy will be profitable or equal to past performance levels. All investment strategies have the potential for profit or loss. Economic factors, market conditions or changes in investment strategies, contributions or withdrawals may materially alter the performance and results of your portfolio.

Source ice Data Indices, LLC ("ICE"), used with permission. ICE PERMITS USE OF THE ICE INDICES AND RELATED DATA ON AN "AS IS" BASIS; ICE, ITS AFFILIATES AND THEIR RESPECTIVE THIRD PARTY SUPPLIERS DISCLAIM ANY AND ALL WARRANTIES AND REPRESENTATIONS, EXPRESS AND/OR IMPLIED, INCLUDING ANY WARRANTIES OF MERCHANTABILITY OR FITNESS FOR A PARTICULAR PURPOSE OR USE, INCLUDING THE INDICES, INDEX DATA AND ANY DATA INCLUDED IN, RELATED TO, OR DERIVED THEREFROM. NEITHER ICE DATA, ITS AFFILIATES OR THEIR RESPECTIVE THIRD PARTY PROVIDERS GUARANTEE THE QUALITY, ADEQUACY, ACCURACY, TIMELINESS OR COMPLETENESS OF THE INDICES OR THE INDEX DATA OR ANY COMPONENT THEREOF, AND THE INDICES AND INDEX DATA AND ALL COMPONENTS THEREOF ARE PROVIDED ON AN "AS IS" BASIS AND LICENSEE'S USE IS AT LICENSEE'S OWN RISK. ICE DATA, ITS AFFILIATES AND THEIR RESPECTIVE THIRD PARTY DO NOT SPONSOR, ENDORSE, OR RECOMMEND CHANDLER, OR ANY OF ITS PRODUCTS OR SERVICES.

Index returns assume reinvestment of all distributions. Historical performance results for investment indexes generally do not reflect the deduction of transaction and/or custodial charges or the deduction of an investment management fee, the incurrence of which would have the effect of decreasing historical performance results. It is not possible to invest directly in an index.

Ratings: Ratings information have been provided by Moody's, S&P and Fitch through data feeds we believe to be reliable as of the date of this statement, however we cannot guarantee its accuracy.

Security level ratings for U.S. Agency issued mortgage-backed securities ("MBS") reflect the issuer rating because the securities themselves are not rated. The issuing U.S. Agency guarantees the full and timely payment of both principal and interest and carries a AA+/Aaa/AAA by S&P, Moody's and Fitch respectively.

CITY OF COSTA MESA
SUMMARY OF CASH HELD IN TRUST
AS OF SEPTEMBER 30, 2020

Costa Mesa PFA Revenue Refunding Bonds Series 2006 A

Fund	Investment Type	Issuer	Maturity Date	Cost	Par	Market Value	Rate
Capital Improvement Fund	Treasury Obligations Fund	First American Funds	Open	\$ 61.97	\$ 61.97	\$ 61.97	-
Local Obligation	Note Secured by Real Estate	City of Costa Mesa	8/1/2021	225,000.00	225,000.00	225,000.00	8.30
Reserve Fund	Treasury Obligations Fund	First American Funds	Open	220,912.26	220,912.26	220,912.26	-
Expense Fund	Treasury Obligations Fund	First American Funds	Open	0.01	0.01	0.01	-
Surplus Fund	Treasury Obligations Fund	First American Funds	Open	104,087.99	104,087.99	104,087.99	-
Revenue Fund	Treasury Obligations Fund	First American Funds	Open	0.21	0.21	0.21	-
Ending Balances				<u>\$ 550,062.44</u>	<u>\$ 550,062.44</u>	<u>\$ 550,062.44</u>	

Costa Mesa Financing Authority 2017 Lease Revenue Bonds

Fund	Investment Type	Issuer	Maturity Date	Cost	Par	Market Value	Rate
Construction Fund	U.S. Govt. Obligation Fund	First American	Open	\$ 1,071,007.00	\$ 1,071,007.00	\$ 1,071,007.00	-
Base Rental Payment Fund	U.S. Govt. Obligation Fund	First American	Open	2,261,525.00	2,261,525.00	2,261,525.00	-
Ending Balances				<u>\$ 3,332,532.00</u>	<u>\$ 3,332,532.00</u>	<u>\$ 3,332,532.00</u>	

Housing Authority Fund

Fund	Investment Type	Issuer	Maturity Date	Cost	Par	Market Value	Rate
First Time Home Buyer Program	Checking Account	Farmers State Bank	Open	\$ 969.39	\$ 969.39	\$ 969.39	(1)
Tenant Deposits	Checking Account	JP Morgan Chase Bank	Open	19,646.00	19,646.00	19,646.00	(1)
Tenant Deposits	Checking Account	Union Bank	Open	4,000.00	4,000.00	4,000.00	(1)
Ending Balances				<u>\$ 24,615.39</u>	<u>\$ 24,615.39</u>	<u>\$ 24,615.39</u>	

800 MHz Quarterly Reserve Fund

Fund	Investment Type	Issuer	Maturity Date	Cost	Par	Market Value	Rate
Cost Sharing Infrastructure/ Sustainability/(Reserve) Fund	Money Market Fund	Orange County Investment Pool	Open	\$ 414,137.99	\$ 414,137.99	\$ 414,137.99	
Ending Balance				<u>\$ 414,137.99</u>	<u>\$ 414,137.99</u>	<u>\$ 414,137.99</u>	

RJ Noble Co

Trustee: Banner Bank

Fund	Investment Type	Issuer	Maturity Date	Cost	Par	Market Value	Rate
Escrow Account #1557	Money Market Fund	Banner Bank	Open	\$ -	\$ -	\$ -	(1)
Ending Balance				<u>\$ -</u>	<u>\$ -</u>	<u>\$ -</u>	
GRAND TOTALS				<u>\$ 4,321,347.82</u>	<u>\$ 4,321,347.82</u>	<u>\$ 4,321,347.82</u>	

Market Values provided by U.S. Bank Corporate Trust Services, Orange County Investment Pool, Union Bank, JP Morgan Chase Bank, and Banner Bank.

(1) Monthly rates/balances are not available. Balances are as of September 30, 2020.