



**CITY OF COSTA MESA
FINANCE DEPARTMENT
INTEROFFICE MEMORANDUM**

TO: HONORABLE CITY COUNCIL
LORI ANN FARRELL HARRISON, CITY MANAGER

FROM: CAROL MOLINA, FINANCE DIRECTOR

DATE: FEBRUARY 25, 2021

SUBJECT: TREASURER'S REPORT FOR THE MONTH OF JANUARY 2021

Attached is the Treasurer's Report for the month of January 2021. This performance report lists the various types of securities, institutions from which the securities were purchased, maturity dates, and interest rates for all securities held in the City's investment portfolio as of the end of the reporting period. All of the City's investments as of January 31, 2021 comply with the Investment Policy and the California Government Code except as otherwise noted or disclosed herein. All market values provided in this report were obtained from International Data Corporation, an independent pricing source, except for the Local Agency Investment Fund (LAIF). The cost value shown for the City's LAIF investment represents the City's contractual rights to its LAIF account and does not represent the value of the underlying portfolio securities.

SUMMARY

Beginning Book Value	\$99,203,429
Deposits/Acquisitions	9,201,536
Withdrawals/Dispositions	<u>(2,332,815)</u>
Ending Book Value	<u>\$106,072,150</u>

As of January 31, 2021, the City had adequate cash reserves necessary to meet its obligations.

The following security was purchased during the month of January 2021:

<u>Type of Investment</u>	<u>Maturity Date</u>	<u>Cost</u>	<u>Interest Rate</u>
US Treasury Note	12/31/25	998,164	0.375%

The following security was sold during the month of January 2021:

<u>Type of Investment</u>	<u>Maturity Date</u>	<u>Cost</u>	<u>Interest Rate</u>
FHLB Note	2/18/21	875,604	1.375%

COMPLIANCE REPORTING

The City holds two Lehman Brothers Medium-Term Corporate Notes in its investment portfolio. The total amount invested in these two securities stated at cost was \$5,049,700. Lehman Brothers filed for bankruptcy protection status on September 15, 2008 and the debt rating fell from A2 to B3 on that date. The market value loss of \$4,107,075 for the securities was recorded on the City's general ledger in 2008.

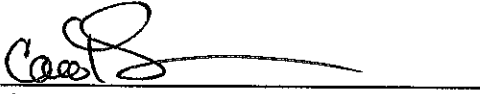
In April 2011, the City joined the Ad Hoc Group of Lehman Brothers Creditors to help maximize the recovery through bankruptcy proceedings and to protect the City's interest in the Lehman Brother's bankruptcy. The Ad Hoc Group filed a "Creditor's Plan" with the U.S. Bankruptcy Court in Manhattan which would provide a better recovery to creditors of the original Lehman parent company while offering a smaller payout to some creditors of Lehman subsidiaries. On December 6, 2011, the Bankruptcy Court entered an order confirming the Debtors' Chapter 11 Plan. The following table summarizes the distributions received:

	<u>Distributions:</u>
April 14, 2012	\$301,890
October 1, 2012	192,024
April 4, 2013	250,361
August 30, 2013	59,207
October 3, 2013	289,015
April 4, 2014	320,756
October 2, 2014	232,983
April 2, 2015	160,218
October 1, 2015	119,814
March 31, 2016	34,220
July 16, 2016	50,165
October 6, 2016	84,995
December 14, 2016	6,627
April 6, 2017	65,700
October 5, 2017	44,370
December 6, 2017	59,360
April 5, 2018	37,004
September 26, 2018	3,184
October 4, 2018	39,148
April 4, 2019	6,646
July 18, 2019	14,395
October 3, 2019	10,171
April 2, 2020	3,344
October 1, 2020	3,931
Total	<u>\$2,389,528</u>

The City estimates the value of Lehman Brothers investment claim held in escrow with Lehman Brothers Holdings, Inc. semi-annually. These estimates are primarily based on cash distributions that have been received to date as well as distributions anticipated in the future. To date, the City has received 47 cents of every dollar invested originally in the Lehman Brothers investments. As of January 31, 2021, staff estimated the value of the Lehman Brothers investment claim at \$52,069. The current estimates for recoveries through the bankruptcy proceedings are unknown.

As of January 31, 2021, the investment portfolio was in compliance with the City's adopted investment policy and applicable state laws in all other respects during, and as of, the end of the reporting period.

If you have any questions or need additional information, feel free to contact the Finance Department.

A handwritten signature in black ink, appearing to read 'Carol Molina', is written over a horizontal line.

Carol Molina
Finance Director

- Attachments: 1 – Pooled Cash and Investments by Fund as of January 31, 2021
2 – General Fund Cash Position over the past five calendar years
3 – Investment Report for the month of January 2021

ATTACHMENT 1

POOLED CASH AND INVESTMENTS BY FUND AS OF JANUARY 31, 2021

FUND NO	FUND NAME	AMOUNT
101	General Fund	\$36,233,085 *
120	Payroll Clearing	404,778
150	Disaster Fund	(3,577,464)
201	Special Gas Tax Fund	7,631,396
203	Air Quality Improvement Fund (AB 2766)	311,576
205	HUD -HOME Program-HOME Investment Partnership Act	1,658,000
207	HUD -Community Development Block Grant Program Fund	(54,514)
208	Park Development Fees Fund	6,025,605
209	Drainage Fees Fund	2,535,548
213	Supplemental Law Enforcement Services Fund (SLESF)	46,794
214	Traffic Impact Fees Fund	4,816,366
216	Rental Rehabilitation Program Fund	282,879
217	Narcotics Forfeiture Fund	1,709,515
218	Fire System Development Fees Fund	342,697
219	Local Law Enforcement Block	34,613
220	Office of Traffic Safety	(91,694)
222	Costa Mesa Housing Authority	1,254,985
223	Costa Mesa Housing Authority Civic Center Barrio	332,128
228	Fire Protection System Paramedic Fund	312,053
230	Grants - Federal	14,927
231	Grants - State	(36,240)
251	Gas Tax - RMRA Fund	5,460,136
401	Capital Improvements Fund	11,178,488
403	Measure "M" Construction Fund	22,823
409	Vehicle Parking District #1 Fund	36,956
410	Vehicle Parking District #2 Fund	82,749
413	Golf Course Improvement Fund	329,515
415	Measure "M" 2 Construction Fund	(491,489)
416	Measure "M" 2 Fairshare Fund	5,876,699
417	Jack Hammett Sports Complex Capital Improvement Fund	501,631
418	Lion's Park Project 2017 Bond Fund	178,018
601	Equipment Maintenance and Replacement Fund	1,480,077
602	Self-Insurance Fund - Liab/W.C./Unemployment	12,286,593
603	IT Replacement Fund	5,577,889
701	Deposits	2,227,753
750	Section 115 Trust Fund	1,750,000
	Total Pooled Cash & Investments	<u><u>\$106,684,873</u></u> **

* Council has committed the following items in General Fund balance as of June 30, 2020.

- \$14.125 million for emergency reserve
- \$2 million for self-insurance reserve
- \$9 million for economic reserve

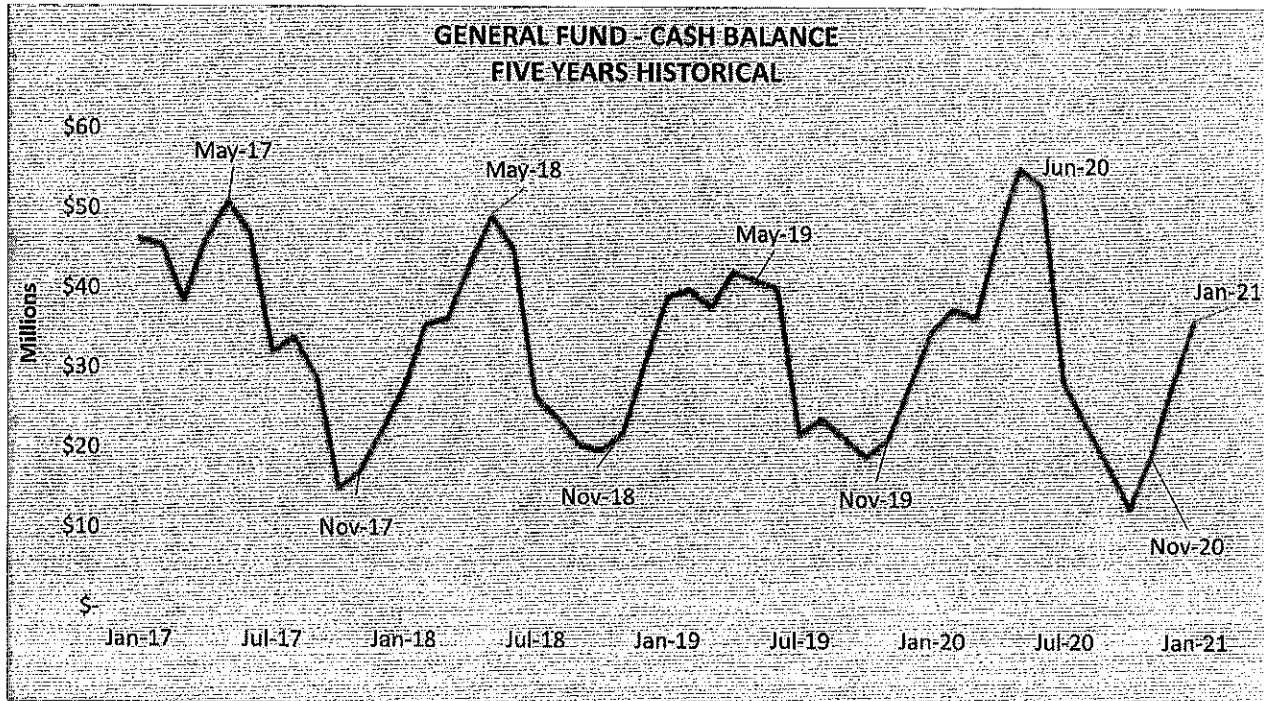
** Reconciliation of Total Pooled Cash & Investments to Portfolio Total End Cost Value:

Total Pooled Cash & Investments	\$106,684,873
Market Value Adjustment	(2,806,871)
Cash Held in Trust	2,194,149
Portfolio Total End Cost Value (Attachment 3)	<u><u>\$106,072,150</u></u>

GENERAL FUND CASH POSITION

The City’s General Fund receives its most significant revenues, such as sales tax and property tax, several times during the year. However, it pays for majority of the City’s operational expenditures throughout the year. The in-flows and out-flows of the General Fund cash are closely monitored by Finance staff. The following is a summary of the General Fund historical ending cash balances over the past five calendar years:

	2017	2018	2019	2020	2021
January	\$46.3	\$27.8	\$39.2	\$34.8	\$36.2
February	45.5	35.7	40.0	37.7	
March	38.5	36.3	37.9	36.7	
April	46.2	43.1	42.3	46.7	
May	51.0	49.3	41.2	55.4	
June	47.0	44.8	40.2	53.1	
July	32.2	26.6	22.0	28.6	
August	34.0	23.9	23.9	23.3	
September	29.0	20.7	21.6	18.4	
October	15.1	19.9	19.9	12.9	
November	17.2	22.1	21.2	19.3	
December	22.3	31.0	27.9	28.5	



As indicated in the above graph, the General Fund’s cash balance typically peaks at May of each year and dips to the lowest point around October and November. As of January 31, 2021, the General Fund has extended resources to several funds in order to maintain on-going COVID mitigation efforts and keep other critical projects moving forward. Staff expects these resources to be fully reimbursable to the General Fund. Overall, activities appear reasonable and consistent with staff’s expectations.



City of Costa Mesa Consolidated - Account #10196

MONTHLY ACCOUNT STATEMENT

JANUARY 1, 2021 THROUGH JANUARY 31, 2021

Chandler Team: For questions about your account, please call (800) 317-4747, or contact operations@chandlerasset.com
Custodian Bank of New York Mellon Lauren Dehner (904) 645-1918

CHANDLER ASSET MANAGEMENT
chandlerasset.com



PORTFOLIO CHARACTERISTICS

Average Modified Duration	1.45
Average Coupon	1.17%
Average Purchase YTM	1.24%
Average Market YTM	0.32%
Average S&P/Moody Rating	AA/Aa1
Average Final Maturity	1.51 yrs
Average Life	1.49 yrs

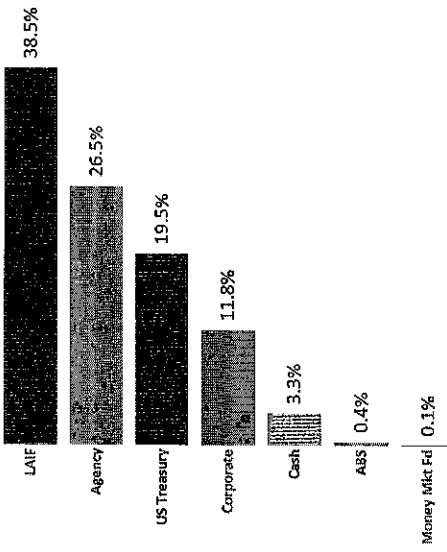
ACCOUNT SUMMARY

	Beg. Values as of 12/31/20	End Values as of 1/31/21
Market Value	101,385,721	108,111,861
Accrued Interest	340,966	265,028
Total Market Value	101,726,687	108,376,889
Income Earned	102,650	110,670
Cont/WVD		
Par	104,176,272	111,043,312
Book Value	99,203,429	106,072,150
Cost Value	99,203,429	106,072,150

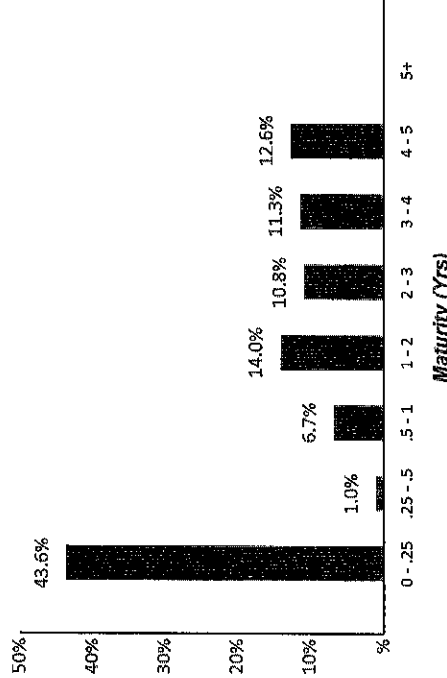
TOP ISSUERS

Local Agency Investment Fund	38.5%
Government of United States	19.5%
Federal National Mortgage Assoc	12.0%
Federal Home Loan Mortgage Corp	8.3%
Federal Home Loan Bank	6.2%
Bank Cash Account	2.0%
JP Morgan Chase & Co	1.7%
Toronto Dominion Holdings	1.0%
Total	89.3%

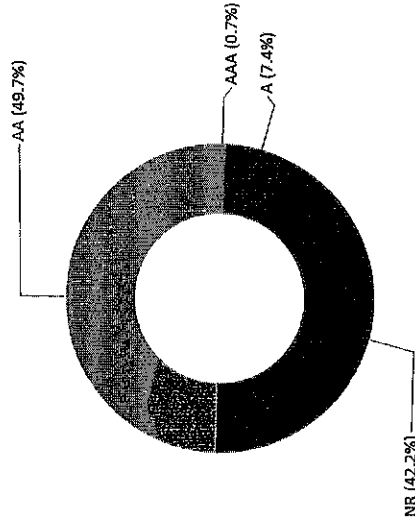
SECTOR ALLOCATION



MATURITY DISTRIBUTION



CREDIT QUALITY (S&P)





Statement of Compliance

As of January 31, 2021

City of Costa Mesa Consolidated

This portfolio is a consolidation of assets managed by Chandler Asset Management and assets managed internally by Client. Chandler relies on Client to provide accurate information for reporting assets and producing this compliance statement.

Category	Standard	Comment
Treasury Issues	No limitations	Complies
Federal Agencies	No maximum limitations; 35% max per issuer	Complies
Supranational Securities	"AA" rated or higher by a NRSRO; 15% maximum; 5% max per issuer; USD denominated senior unsecured unsubordinated obligations issued or unconditionally guaranteed by: IBRD, IFC, IADB	Complies
Municipal Securities	"A" rated or higher by at least one NRSRO; 5% max per issuer	Complies
Banker's Acceptances	"A-1" or higher short-term rating by at least one NRSRO; and "A" or higher long-term debt issued by at least one NRSRO; 40% maximum; 5% max per issuer; 180 days max maturity	Complies
Certificates of Deposit (CD)/ Time Deposit (TD)	"A" rated or higher long-term debt issuer by at least one NRSRO; and/or "A-1" rated or higher short-term rating by at least one NRSRO (for TD/CDs in excess of FDIC insured amounts which are fully secured); 20% maximum (combination of FDIC and Collateralized TDs/CDs); 5% max per issuer; For federally insured time deposits, amount per institution is limited to maximum covered under FDIC.	Complies
Negotiable Certificates of Deposit (NCD) and CD Placement Service (CDARS)	"A" rated or higher long-term debt issuer by at least one NRSRO; and/or "A-1" rated or higher short-term debt rating by at least one NRSRO; 30% maximum (including CDARS); 5% max per issuer	Complies
Repurchase Agreements	30% maximum; 1 year max maturity; 102% collateralization	Complies
Commercial Paper	"A-1" rated or higher short-term rating by at least one NRSRO; and "A" rated or higher long-term debt issuer by at least one NRSRO; 25% maximum; 5% max per issuer; 270 days max maturity; Issuer is a corporation organized and operating within the U.S. with assets in excess of \$500 million	Complies
Corporate Medium Term Notes	"A" rated category or better by at least one NRSRO; 30% maximum; 5% max per issuer; Issued by corporations organized and operating within the U.S. or by depository institutions licensed by U.S. or any state and operating within the U.S.	Complied at time of purchase*
Asset-Backed, Mortgage-Pass Through Securities, Collateralized Mortgage Obligations	"AA" rated category or better by one NRSRO; "A" rated or higher rating for the issuer's debt by one NRSRO; 20% maximum (combined ABS, MPT, CMO); 5% max per issuer	Complies
Money Market Mutual Funds	"AAA" rated or highest rating by not less than two NRSROs or SEC registered and AUM > \$500 million; 20% maximum	Complies
LAIIF	Max permitted amount in LAIF	Complies
Orange County Treasurer's Pool	35% of its surplus money; Not used by investment adviser	Complies
Minimum Outstanding Investments Maturing within 1 year time period	20% minimum of the outstanding investments must mature within a one-year time period	Complies
Minimum Budgeted Operating Expenditures in Short Term Investments	Minimum 3 months of budgeted operating expenditures in short term investments to provide sufficient liquidity for expected disbursements	Complies
Max Callable Securities	20% maximum (does not include "make whole call" securities)	Complies
Max Per Issuer	5% of portfolio (except U.S. government, its agencies, and enterprises)	Complies
Maximum Maturity	5 years (Any investment extending beyond 5 years requires prior City Council approval); 20% minimum of the outstanding investments must mature within a one-year time period	Complies

*Lehman Brothers (LEH) filed for bankruptcy on September 15, 2008. The city owns \$5M par of LEH.

City of Costa Mesa Consolidated

Holdings Report
As of January 31, 2021



Account #10196

CUSIP	Security Description	Par Value/Units	Purchase Date	Cost Value Book Value	Mkt Price Mkt YTM	Market Value Accrued Int.	% of Port. Gain/Loss	Moody/S&P Fitch	Maturity Duration
477870AC3	John Deere Owner Trust 2019-B A3 2.21% Due 12/15/2023	225,000.00	07/16/2019	224,952.23	101.85 0.21%	229,171.50 221.00	0.21% 4,219.27	Aaa / NR AAA	2.87 0.92
47787NAC3	John Deere Owner Trust 2020-B A3 0.51% Due 11/15/2024	150,000.00	07/14/2020	149,977.14	100.34 0.32%	150,505.20 34.00	0.14% 528.06	Aaa / NR AAA	3.79 1.76
Total ABS		375,000.00	1.54%	374,929.37	0.25%	379,676.70	0.35%	Aaa / NR	3.24
AGENCY									
3130A7CV5	FHLB Note 1.375% Due 2/18/2021	1,125,000.00	04/25/2016	1,120,477.50	100.06 0.13%	1,125,662.63 7,003.91	1.05% 5,185.13	Aaa / AA+ AAA	0.05 0.05
3135G0U27	FNMA Note 2.5% Due 4/13/2021	700,000.00	06/27/2018	696,857.00	100.47 0.15%	703,286.50 5,250.00	0.65% 6,429.50	Aaa / AA+ AAA	0.20 0.20
3137EAC9	FHLMC Note 1.125% Due 8/12/2021	1,000,000.00	08/15/2016	993,000.00	100.55 0.09%	1,005,496.00 5,281.25	0.93% 12,496.00	Aaa / AA+ AAA	0.53 0.53
3135G0T45	FNMA Note 1.875% Due 4/5/2022	1,500,000.00	05/09/2017	1,489,620.00	102.10 0.09%	1,531,426.50 9,062.50	1.42% 41,806.50	Aaa / AA+ AAA	1.18 1.16
3135G0T94	FNMA Note 2.375% Due 1/19/2023	1,925,000.00	04/13/2018	1,893,237.50	104.39 0.14%	2,009,432.43 1,523.96	1.86% 116,194.93	Aaa / AA+ AAA	1.97 1.93
3130ADRG9	FHLB Note 2.75% Due 3/10/2023	1,100,000.00	05/10/2018	1,093,532.00	105.59 0.09%	1,161,530.70 11,847.92	1.08% 67,998.70	Aaa / AA+ NR	2.10 2.04
3137EAER6	FHLMC Note 0.375% Due 5/5/2023	1,600,000.00	06/23/2020	1,602,992.00	100.50 0.15%	1,608,065.60 1,433.33	1.49% 5,073.60	Aaa / AA+ AAA	2.26 2.25
3137EAEN5	FHLMC Note 2.75% Due 6/19/2023	1,900,000.00	Various	1,889,989.00	106.17 0.15%	2,017,294.60 6,095.83	1.87% 127,305.60	Aaa / AA+ AAA	2.38 2.32
313383Y14	FHLB Note 3.375% Due 9/8/2023	1,000,000.00	11/08/2018	1,006,640.00	108.25 0.20%	1,082,486.00 13,406.25	1.01% 75,846.00	Aaa / AA+ NR	2.60 2.49
3135G0U43	FNMA Note 2.875% Due 9/12/2023	2,000,000.00	09/20/2018	1,983,880.00	107.08 0.16%	2,141,534.00 22,201.39	2.00% 157,654.00	Aaa / AA+ AAA	2.61 2.51
3130A0F70	FHLB Note 3.375% Due 12/8/2023	1,350,000.00	01/16/2019	1,389,406.50	109.07 0.18%	1,472,496.30 6,707.81	1.36% 83,089.80	Aaa / AA+ AAA	2.85 2.74
3130A1X12	FHLB Note 2.875% Due 6/14/2024	1,100,000.00	06/18/2019	1,147,872.00	108.87 0.23%	1,197,551.30 4,128.82	1.11% 49,679.30	Aaa / AA+ NR	3.37 3.23

Holdings Report

As of January 31, 2021



CUSIP	Security Description	Purchase Date	Cost Value	Market Value	% of Port.	Moody/S&P	Maturity
AGENCY		Book Yield	Book Value	Accrued Int.	Gain/Loss	Rating	Duration
3135G0V75	FNMA Note 1.75% Due 7/2/2024	07/11/2019	992,260.00	1,051,113.00	0.97%	Aaa / AA+	3.42
		1.91%	992,260.00	1,409.72	58,853.00	AAA	3.33
3137EAEPO	FHLMC Note 1.5% Due 2/12/2025	02/13/2020	1,343,964.35	1,406,782.58	1.31%	Aaa / AA+	4.04
		1.52%	1,343,964.35	9,471.04	62,818.23	AAA	3.90
3135G03U5	FNMA Note 0.625% Due 4/22/2025	Various	1,759,458.70	1,777,131.84	1.64%	Aaa / AA+	4.22
		0.63%	1,759,458.70	3,025.00	17,673.14	AAA	4.16
3130AJKW8	FHLB Note 0.5% Due 6/13/2025	06/24/2020	674,473.50	677,714.18	0.63%	Aaa / AA+	4.37
		0.52%	674,473.50	450.00	3,240.68	AAA	4.31
3135G04Z3	FNMA Note 0.5% Due 6/17/2025	06/17/2020	1,062,795.45	1,068,494.27	0.99%	Aaa / AA+	4.38
		0.54%	1,062,795.45	650.83	5,698.82	AAA	4.32
3137EAEU9	FHLMC Note 0.375% Due 7/21/2025	07/21/2020	805,966.20	808,041.42	0.75%	Aaa / AA+	4.47
		0.48%	805,966.20	84.38	2,075.22	AAA	4.43
3135G05X7	FNMA Note 0.375% Due 8/25/2025	08/25/2020	1,274,009.60	1,276,211.20	1.18%	Aaa / AA+	4.57
		0.47%	1,274,009.60	2,053.33	2,201.60	AAA	4.51
3137EAEX3	FHLMC Note 0.375% Due 9/23/2025	Various	2,077,316.15	2,075,944.85	1.92%	Aaa / AA+	4.65
		0.45%	2,077,316.15	2,736.56	(1,371.30)	AAA	4.59
3135G06G3	FNMA Note 0.5% Due 11/7/2025	11/09/2020	1,380,041.70	1,387,408.52	1.28%	Aaa / AA+	4.77
		0.57%	1,380,041.70	1,519.65	7,366.82	AAA	4.70
Total Agency		1.66%	27,677,789.15	28,585,104.42	26.48%	Aaa / AA+	2.94
			27,677,789.15	115,343.48	907,315.27	AAA	2.88
CASH							
90JPMC\$02	JP Morgan Chase Checking Account	Various	1,355,430.20	1,355,430.20	1.25%	NR / NR	0.00
		0.00%	1,355,430.20	0.00	0.00	NR	0.00
90COCM\$00	Summary of Cash Held in Trust *See Details (Attached)	Various	2,194,148.51	2,194,148.51	2.02%	NR / NR	0.00
		0.00%	2,194,148.51	0.00	0.00	NR	0.00
Total Cash		N/A	3,549,578.71	3,549,578.71	3.28%	NR / NR	0.00
			3,549,578.71	0.00	0.00	NR	0.00
CORPORATE							
525ESCZW8	Lehman Brothers ESCROW CUSIP - Defaulted Due 2/6/2021	04/17/2012	26,036.85	25,500.00	0.02%	NR / NR	0.02
		0.00%	26,036.85	0.00	(536.85)	NR	0.00

City of Costa Mesa Consolidated

Account #10196

Holdings Report

As of January 31, 2021



CUSIP	Security Description	Par Value/Units	Purchase Date	Cost Value	Mkt Price	Market Value	% of Port.	Moody/S&P	Maturity
			Book Yield	Book Value	Mkt YTM	Accrued Int.	Gain/Loss	Fitch	Duration
CORPORATE									
166764BG4	Chevron Corp Callable Note Cont 4/15/2021 2.1% Due 5/16/2021	350,000.00	05/09/2017	347,784.50	100.38	351,334.20	0.33%	Aa2 / AA	0.29
			2.27%	347,784.50	0.24%	1,531.25	3,549.70	NR	0.21
857477AV5	State Street Bank Note 1.95% Due 5/19/2021	700,000.00	11/14/2016	692,860.00	100.52	703,640.00	0.65%	A1 / A	0.30
			2.19%	692,860.00	0.21%	2,730.00	10,780.00	AA-	0.30
037833CC2	Apple Inc Callable Note Cont 7/4/2021 1.55% Due 8/4/2021	1,000,000.00	01/12/2017	970,470.00	100.60	1,005,976.00	0.94%	Aa1 / AA+	0.51
			2.24%	970,470.00	0.14%	7,620.83	35,506.00	NR	0.42
5949188P8	Microsoft Callable Note Cont 7/8/2021 1.55% Due 8/8/2021	700,000.00	09/26/2016	698,852.00	100.61	704,246.90	0.65%	Aaa / AAA	0.52
			1.59%	698,852.00	0.16%	5,214.03	5,394.90	AA+	0.44
89236TDP7	Toyota Motor Credit Corp Note 2.6% Due 1/11/2022	900,000.00	10/22/2018	878,283.00	102.12	919,119.60	0.85%	A1 / A+	0.95
			3.40%	878,283.00	0.34%	1,300.00	40,836.60	A+	0.94
525ESCIB7	Lehman Brothers Note-Defaulted Due 1/24/2022	2,500,000.00	04/17/2012	26,032.39	0.33	8,125.00	0.01%	NR / NR	0.98
			0.00%	26,032.39	0.00%	0.00	(17,907.39)	NR	0.00
69353RFE3	PNC Bank Callable Note Cont 6/28/2022 2.45% Due 7/28/2022	1,000,000.00	08/17/2017	1,005,340.00	103.00	1,029,953.00	0.95%	A2 / A	1.49
			2.33%	1,005,340.00	0.32%	204.17	24,613.00	A+	1.39
68389XAP0	Oracle Corp Note 2.5% Due 10/15/2022	1,000,000.00	11/16/2017	996,740.00	103.80	1,038,017.00	0.96%	A3 / A	1.70
			2.57%	996,740.00	0.26%	7,361.11	41,277.00	A-	1.67
166764AB6	Chevron Corp Callable Note Cont 9/5/2022 2.355% Due 12/5/2022	650,000.00	06/25/2018	627,172.00	103.31	671,500.70	0.62%	Aa2 / AA	1.84
			3.21%	627,172.00	0.27%	2,381.17	44,328.70	NR	1.57
060516EU9	Bank of America Corp Note 3.3% Due 1/11/2023	800,000.00	06/27/2018	789,016.00	105.76	846,061.60	0.78%	A2 / A-	1.95
			3.63%	789,016.00	0.33%	1,466.67	57,045.60	A+	1.89
48128BAB7	JP Morgan Chase & Co Callable Note IX 1/15/2022 2.972% Due 1/15/2023	500,000.00	04/13/2018	490,550.00	102.53	512,637.00	0.47%	A2 / A-	1.96
			3.41%	490,550.00	0.32%	660.44	22,087.00	AA-	0.95
30231GAR3	Exxon Mobil Corp Callable Note Cont 1/1/2023 2.726% Due 3/1/2023	800,000.00	11/27/2018	776,832.00	104.68	837,424.00	0.78%	Aa1 / AA	2.08
			3.46%	776,832.00	0.28%	9,086.67	60,592.00	NR	1.86
02665WCT6	American Honda Finance Note 3.55% Due 1/12/2024	1,000,000.00	01/23/2019	1,004,430.00	108.84	1,088,393.00	1.01%	A3 / A-	2.95
			3.45%	1,004,430.00	0.52%	1,873.61	83,963.00	NR	2.82
89114QC82	Toronto Dominion Bank Note 3.25% Due 3/11/2024	1,000,000.00	03/26/2019	1,013,580.00	108.50	1,084,968.00	1.01%	Aa3 / A	3.11
			2.95%	1,013,580.00	0.49%	12,638.89	71,388.00	AA-	2.95
78015K7C2	Royal Bank of Canada Note 2.25% Due 11/1/2024	750,000.00	05/19/2020	772,882.50	106.26	796,974.00	0.74%	A2 / A	3.75
			1.54%	772,882.50	0.56%	4,218.75	24,091.50	AA	3.59



CUSIP	Security Description	Par Value/Units	Purchase Date	Cost Value	Market Price	Market Value	% of Port.	Moody/S&P	Maturity
			Book Yield	Book Value	Mkt YTM	Accrued Int.	Gain/Loss	Fitch	Duration
CORPORATE									
90331HPL1	US Bank NA Callable Note Cont 12/21/2024 2.05% Due 1/21/2025	1,000,000.00	01/16/2020	997,870.00	105.17	1,051,725.00	0.97%	A1 / AA-	3.98
			2.10%	997,870.00	0.70%	569.44	53,855.00	AA-	3.75
Total Corporate		17,150,000.00	2.68%	12,114,731.24	0.36%	12,675,595.00	11.75%	A1 / A+	1.95
				12,114,731.24		58,857.03	560,863.76	AA-	1.80
LAIF									
90LAIF00	Local Agency Investment Fund State Pool	41,756,756.81	Various	41,756,756.81	1.00	41,756,756.81	38.54%	NR / NR	0.00
			0.44%	41,756,756.81	0.44%	13,399.33	0.00	NR	0.00
Total LAIF		41,756,756.81	0.44%	41,756,756.81	0.44%	41,756,756.81	38.54%	NR / NR	0.00
				41,756,756.81		13,399.33	0.00	NR	0.00
MONEY MARKET FUND FI									
94975H312	Wells Fargo Advantage Treasury Plus MMF	56,976.40	Various	56,976.40	1.00	56,976.40	0.05%	Aaa / AAA	0.00
			0.01%	56,976.40	0.01%	0.00	0.00	NR	0.00
Total Money Market Fund FI		56,976.40	0.01%	56,976.40	0.01%	56,976.40	0.05%	Aaa / AAA	0.00
				56,976.40		0.00	0.00	NR	0.00
US TREASURY									
912828F96	US Treasury Note 2% Due 10/31/2021	1,100,000.00	02/10/2017	1,106,105.25	101.40	1,115,382.40	1.03%	Aaa / AA+	0.75
			1.88%	1,106,105.25	0.12%	5,651.93	9,277.15	AAA	0.74
912828G53	US Treasury Note 1.875% Due 11/30/2021	1,400,000.00	01/12/2017	1,401,426.57	101.47	1,420,563.20	1.31%	Aaa / AA+	0.83
			1.85%	1,401,426.57	0.10%	4,543.27	19,136.63	AAA	0.82
912828V72	US Treasury Note 1.875% Due 1/31/2022	1,000,000.00	05/09/2017	998,440.85	101.76	1,017,578.00	0.94%	Aaa / AA+	1.00
			1.91%	998,440.85	0.12%	51.80	19,137.15	AAA	0.99
912828W89	US Treasury Note 1.875% Due 3/31/2022	2,000,000.00	Various	2,010,436.39	102.04	2,040,860.00	1.89%	Aaa / AA+	1.16
			1.76%	2,010,436.39	0.12%	12,774.72	30,423.61	AAA	1.15
912828XW5	US Treasury Note 1.75% Due 6/30/2022	1,175,000.00	07/14/2017	1,168,899.44	102.31	1,202,171.88	1.11%	Aaa / AA+	1.41
			1.86%	1,168,899.44	0.11%	1,817.68	33,272.44	AAA	1.40

City of Costa Mesa Consolidated

Account #10196

Holdings Report

As of January 31, 2021



CUSIP	Security Description	Par Value/Units	Purchase Date Book Yield	Cost Value Book Value	Mkt Price Mkt YTM	Market Value Accrued Intc	% of Port Gain/Loss	Moody/S&P Fitch	Maturity Duration
US TREASURY									
9128282P4	US Treasury Note 1.875% Due 7/31/2022	2,075,000.00	Various 1.76%	2,085,765.74 2,085,765.74	102.63 0.12%	2,129,549.68 107.48	1.97% 43,783.94	Aaa / AA+ AAA	1.50 1.49
9128282W9	US Treasury Note 1.875% Due 9/30/2022	2,100,000.00	10/18/2017 1.98%	2,089,253.91 2,089,253.91	102.91 0.12%	2,161,196.10 13,413.46	2.01% 71,942.19	Aaa / AA+ AAA	1.66 1.63
912828W48	US Treasury Note 2.125% Due 2/29/2024	1,500,000.00	04/17/2019 2.41%	1,480,546.88 1,480,546.88	105.90 0.20%	1,588,476.00 13,560.08	1.48% 107,929.12	Aaa / AA+ AAA	3.08 2.97
912828WJ5	US Treasury Note 2.5% Due 5/15/2024	1,125,000.00	06/10/2019 1.90%	1,156,376.95 1,156,376.95	107.48 0.22%	1,209,111.75 6,060.08	1.12% 52,734.80	Aaa / AA+ AAA	3.29 3.16
9128282N9	US Treasury Note 2.125% Due 7/31/2024	1,000,000.00	08/28/2019 1.39%	1,034,648.44 1,034,648.44	106.55 0.25%	1,065,469.00 58.70	0.98% 30,820.56	Aaa / AA+ AAA	3.50 3.39
9128282Y5	US Treasury Note 2.125% Due 9/30/2024	1,525,000.00	11/12/2019 1.77%	1,550,496.09 1,550,496.09	106.75 0.27%	1,627,937.50 11,039.49	1.51% 77,441.41	Aaa / AA+ AAA	3.67 3.52
912828YV6	US Treasury Note 1.5% Due 11/30/2024	1,300,000.00	12/12/2019 1.73%	1,286,136.72 1,286,136.72	104.59 0.29%	1,359,667.40 3,375.00	1.26% 73,530.68	Aaa / AA+ AAA	3.83 3.72
912828ZC7	US Treasury Note 1.125% Due 2/28/2025	825,000.00	03/24/2020 0.51%	849,846.68 849,846.68	103.24 0.32%	851,748.15 3,948.38	0.79% 1,901.47	Aaa / AA+ AAA	4.08 3.97
912828BC4	US Treasury Note 0.375% Due 12/31/2025	2,325,000.00	Various 0.39%	2,323,008.79 2,323,008.79	99.72 0.43%	2,318,462.10 770.72	2.14% (4,546.69)	Aaa / AA+ AAA	4.92 4.86
Total US Treasury		20,450,000.00	1.64%	20,541,388.70	0.20%	21,108,173.16 77,172.79	19.55% 566,784.46	Aaa / AA+ AAA	2.49 2.43
TOTAL PORTFOLIO		111,043,311.92	1.24%	106,072,150.38	0.32%	108,111,861.20 265,027.63	100.00% 2,039,710.82	Aa1 / AA AAA	1.51 1.45
TOTAL MARKET VALUE PLUS ACCRUED						108,376,888.83			



Transaction Type	Settlement Date	CUSIP	Quantity	Security Description	Price	Acq/Disp Yield	Amount	Interest pur/Sold	Total Amount	Gain/Loss
ACQUISITIONS										
Purchase	01/02/2021	94975H312	8,750.00	Wells Fargo Advantage Treasury Plus MMF	1.000	0.01%	8,750.00	0.00	8,750.00	0.00
Purchase	01/05/2021	94975H312	14.13	Wells Fargo Advantage Treasury Plus MMF	1.000	0.01%	14.13	0.00	14.13	0.00
Purchase	01/11/2021	94975H312	24,900.00	Wells Fargo Advantage Treasury Plus MMF	1.000	0.01%	24,900.00	0.00	24,900.00	0.00
Purchase	01/12/2021	94975H312	17,750.00	Wells Fargo Advantage Treasury Plus MMF	1.000	0.01%	17,750.00	0.00	17,750.00	0.00
Purchase	01/15/2021	90LAIF500	35,891.04	Local Agency Investment Fund State Pool	1.000	0.52%	35,891.04	0.00	35,891.04	0.00
Purchase	01/15/2021	94975H312	7,430.00	Wells Fargo Advantage Treasury Plus MMF	1.000	0.01%	7,430.00	0.00	7,430.00	0.00
Purchase	01/15/2021	94975H312	414.38	Wells Fargo Advantage Treasury Plus MMF	1.000	0.01%	414.38	0.00	414.38	0.00
Purchase	01/15/2021	94975H312	63.75	Wells Fargo Advantage Treasury Plus MMF	1.000	0.01%	63.75	0.00	63.75	0.00
Purchase	01/19/2021	94975H312	22,859.38	Wells Fargo Advantage Treasury Plus MMF	1.000	0.01%	22,859.38	0.00	22,859.38	0.00
Purchase	01/21/2021	94975H312	11,751.88	Wells Fargo Advantage Treasury Plus MMF	1.000	0.01%	11,751.88	0.00	11,751.88	0.00
Purchase	01/28/2021	94975H312	12,250.00	Wells Fargo Advantage Treasury Plus MMF	1.000	0.01%	12,250.00	0.00	12,250.00	0.00
Purchase	01/29/2021	91282C6C4	1,000,000.00	US Treasury Note 0.375% Due 12/31/2025	99.816	0.41%	998,164.06	300.41	998,464.47	0.00
Purchase	01/31/2021	94975H312	39,453.13	Wells Fargo Advantage Treasury Plus MMF	1.000	0.01%	39,453.13	0.00	39,453.13	0.00
Subtotal			1,181,527.69				1,179,691.75	300.41	1,179,992.16	0.00
Security Contribution	01/31/2021	90COCM500	121,844.61	Summary of Cash Held in Trust * See Details (Attached)	1.000		121,844.61	0.00	121,844.61	0.00



Transaction Type	Settlement Date	CUSIP	Quantity	Security Description	Price	Acq/Disp Yr/Field	Amount	Interest Pur/Sold	Total Amount	Gain/Loss
ACQUISITIONS										
Security Contribution	01/31/2021	90LAIFS00	7,900,000.00	Local Agency Investment Fund State Pool	1.000		7,900,000.00	0.00	7,900,000.00	0.00
Subtotal			8,021,844.61				8,021,844.61	0.00	8,021,844.61	0.00
TOTAL ACQUISITIONS										
			9,203,372.30				9,201,536.36	300.41	9,201,836.77	0.00
DISPOSITIONS										
Sale	01/29/2021	3130A7CV5	875,000.00	FHLB Note 1.375% Due 2/18/2021	100.069	0.07%	875,603.75	5,380.64	880,984.39	4,121.25
Sale	01/29/2021	94975H312	117,480.08	Wells Fargo Advantage Treasury Plus MIMF	1.000	0.01%	117,480.08	0.00	117,480.08	0.00
Subtotal			992,480.08				993,083.83	5,380.64	998,464.47	4,121.25
Paydown	01/15/2021	477870AC3	0.00	John Deere Owner Trust 2019-B A3 2.21% Due 12/15/2023	100.000		0.00	414.38	414.38	0.00
Paydown	01/15/2021	47787NAC3	0.00	John Deere Owner Trust 2020-B A3 0.51% Due 11/15/2024	100.000		0.00	63.75	63.75	0.00
Subtotal			0.00				0.00	478.13	478.13	0.00
Security Withdrawal	01/31/2021	90JPMC\$02	1,343,852.68	JP Morgan Chase Checking Account	1.000		1,343,852.68	0.00	1,343,852.68	0.00
Subtotal			1,343,852.68				1,343,852.68	0.00	1,343,852.68	0.00
TOTAL DISPOSITIONS										
			2,336,332.76				2,336,936.51	5,858.77	2,342,795.28	4,121.25
OTHER TRANSACTIONS										
Interest	01/02/2021	3135G0V75	1,000,000.00	FNMA Note 1.75% Due 7/2/2024	0.000		8,750.00	0.00	8,750.00	0.00



Transaction Type	Settlement Date	CUSIP	Quantity	Security Description	Price	Acq/Disp Yield	Amount	Interest Pur/Sold	Total Amount	Gain/Loss
OTHER TRANSACTIONS										
Interest	01/11/2021	06051GEU9	800,000.00	Bank of America Corp Note 3.3% Due 1/11/2023	0.000		13,200.00	0.00	13,200.00	0.00
Interest	01/11/2021	89236TDP7	900,000.00	Toyota Motor Credit Corp Note 2.6% Due 1/11/2022	0.000		11,700.00	0.00	11,700.00	0.00
Interest	01/12/2021	02665WCT6	1,000,000.00	American Honda Finance Note 3.55% Due 1/12/2024	0.000		17,750.00	0.00	17,750.00	0.00
Interest	01/15/2021	48128BAB7	500,000.00	JP Morgan Chase & Co Callable Note 1X 1/15/2022 2.972% Due 1/15/2023	0.000		7,430.00	0.00	7,430.00	0.00
Interest	01/19/2021	3135G0T94	1,925,000.00	FNMA Note 2.375% Due 1/19/2023	0.000		22,859.38	0.00	22,859.38	0.00
Interest	01/21/2021	3137EAEU9	810,000.00	FHLMC Note 0.375% Due 7/21/2025	0.000		1,501.88	0.00	1,501.88	0.00
Interest	01/21/2021	90331HPL1	1,000,000.00	US Bank NA Callable Note Cont 12/21/2024 2.05% Due 1/21/2025	0.000		10,250.00	0.00	10,250.00	0.00
Interest	01/28/2021	69353RFE3	1,000,000.00	PNC Bank Callable Note Cont 6/28/2022 2.45% Due 7/28/2022	0.000		12,250.00	0.00	12,250.00	0.00
Interest	01/31/2021	9128282N9	1,000,000.00	US Treasury Note 2.125% Due 7/31/2024	0.000		10,625.00	0.00	10,625.00	0.00
Interest	01/31/2021	9128282P4	2,075,000.00	US Treasury Note 1.875% Due 7/31/2022	0.000		19,453.13	0.00	19,453.13	0.00
Interest	01/31/2021	912828V72	1,000,000.00	US Treasury Note 1.875% Due 1/31/2022	0.000		9,375.00	0.00	9,375.00	0.00
Subtotal			13,010,000.00				145,144.39	0.00	145,144.39	0.00
Dividend	01/05/2021	94975H312	37,569.83	Wells Fargo Advantage Treasury Plus MMF	0.000		14.13	0.00	14.13	0.00



Transaction Type	Settlement Date	CUSIP	Quantity	Security Description	Price	Atq/Disp Yield	Amount	Interest Par/Sold	Total Amount	Gain/Loss
OTHER TRANSACTIONS										
Dividend	01/15/2021	90LAIFS00	2,054,345,083.92	Local Agency Investment Fund State Pool	0.000		35,891.04	0.00	35,891.04	0.00
Subtotal			2,054,382,653.75				35,905.17	0.00	35,905.17	0.00
TOTAL OTHER TRANSACTIONS			2,067,392,653.75				181,049.56	0.00	181,049.56	0.00

Income Earned

As of January 31, 2021



CUSIP	Security Description	Trade Date Settle Date Units	Book Value: Begin	Book Value: Acq	Book Value: Disp	Book Value: End	Prior Accrued Inc. Received Ending Accrued Total Interest	Accr. Of Discount Amort. Of Premium Net Accret/Amort Income Earned	Total Income
FIXED INCOME									
02665WCT6	American Honda Finance Note 3.55% Due 01/12/2024	01/23/2019 01/25/2019 1,000,000.00	1,004,430.00	0.00	0.00	1,004,430.00	16,665.28 17,750.00 1,873.61 2,958.33	0.00 0.00 0.00 2,958.33	2,958.33
037833CC2	Apple Inc Callable Note Cont 7/4/2021 1.55% Due 08/04/2021	01/12/2017 01/18/2017 1,000,000.00	970,470.00	0.00	0.00	970,470.00	6,329.17 0.00 7,620.83 1,291.66	0.00 0.00 0.00 1,291.66	1,291.66
06051GEU9	Bank of America Corp Note 3.3% Due 01/11/2023	06/27/2018 06/29/2018 800,000.00	789,016.00	0.00	0.00	789,016.00	12,466.67 13,200.00 1,466.67 2,200.00	0.00 0.00 0.00 2,200.00	2,200.00
166764AB6	Chevron Corp Callable Note Cont 9/5/2022 2.355% Due 12/05/2022	06/25/2018 06/27/2018 650,000.00	627,172.00	0.00	0.00	627,172.00	1,105.54 0.00 2,381.17 1,275.63	0.00 0.00 0.00 1,275.63	1,275.63
166764BG4	Chevron Corp Callable Note Cont 4/15/2021 2.1% Due 05/16/2021	05/09/2017 05/12/2017 350,000.00	347,784.50	0.00	0.00	347,784.50	918.75 0.00 1,531.25 612.50	0.00 0.00 0.00 612.50	612.50
30231GAR3	Exxon Mobil Corp Callable Note Cont 1/1/2023 2.726% Due 03/01/2023	11/27/2018 11/29/2018 800,000.00	776,832.00	0.00	0.00	776,832.00	7,269.33 0.00 9,086.67 1,817.34	0.00 0.00 0.00 1,817.34	1,817.34
3130A0F70	FHIB Note 3.375% Due 12/08/2023	01/16/2019 01/17/2019 1,350,000.00	1,389,406.50	0.00	0.00	1,389,406.50	2,910.94 0.00 6,707.81 3,796.87	0.00 0.00 0.00 3,796.87	3,796.87
3130A1XJ2	FHIB Note 2.875% Due 06/14/2024	06/18/2019 06/20/2019 1,100,000.00	1,147,872.00	0.00	0.00	1,147,872.00	1,493.40 0.00 4,128.82 2,635.42	0.00 0.00 0.00 2,635.42	2,635.42
3130A7CV5	FHIB Note 1.375% Due 02/18/2021	04/25/2016 04/26/2016 1,125,000.00	1,991,960.00	0.00	0.00	1,991,960.00	10,159.72 5,380.64 7,003.91 2,224.83	0.00 0.00 0.00 2,224.83	2,224.83



CUSIP	Security Description	Trade Date Settle Date Units	Book Value: Begin	Book Value: Acq	Book Value: Disp	Book Value: End	Prior Accrued Inc. Received Ending Accrued Total Interest	Accr. Of Discount Amort. Of Premium Net Accret/Amort. Income Earned	Total Income
3130ADRG9	FHLB Note 2.75% Due 03/10/2023	05/10/2018 05/14/2018 1,100,000.00	1,093,532.00	0.00	0.00	1,093,532.00	9,327.08 0.00 11,847.92 2,520.84	0.00 0.00 0.00 2,520.84	2,520.84
3130AJKW8	FHLB Note 0.5% Due 06/13/2025	06/24/2020 06/25/2020 675,000.00	674,473.50	0.00	0.00	674,473.50	168.75 0.00 450.00 281.25	0.00 0.00 0.00 281.25	281.25
313383YJ4	FHLB Note 3.375% Due 09/08/2023	11/08/2018 11/09/2018 1,000,000.00	1,006,640.00	0.00	0.00	1,006,640.00	10,593.75 0.00 13,406.25 2,812.50	0.00 0.00 0.00 2,812.50	2,812.50
3135G03U5	FNMA Note 0.625% Due 04/22/2025	Various Various 1,760,000.00	1,759,458.70	0.00	0.00	1,759,458.70	2,108.33 0.00 3,025.00 916.67	0.00 0.00 0.00 916.67	916.67
3135G04Z3	FNMA Note 0.5% Due 06/17/2025	06/17/2020 06/19/2020 1,065,000.00	1,062,795.45	0.00	0.00	1,062,795.45	207.08 0.00 650.83 443.75	0.00 0.00 0.00 443.75	443.75
3135G05X7	FNMA Note 0.375% Due 08/25/2025	08/25/2020 08/27/2020 1,280,000.00	1,274,009.60	0.00	0.00	1,274,009.60	1,653.33 0.00 2,053.33 400.00	0.00 0.00 0.00 400.00	400.00
3135G06G3	FNMA Note 0.5% Due 11/07/2025	11/09/2020 11/12/2020 1,385,000.00	1,380,041.70	0.00	0.00	1,380,041.70	942.57 0.00 1,519.65 577.08	0.00 0.00 0.00 577.08	577.08
3135G0T45	FNMA Note 1.875% Due 04/05/2022	05/09/2017 05/10/2017 1,500,000.00	1,489,620.00	0.00	0.00	1,489,620.00	6,718.75 0.00 9,062.50 2,343.75	0.00 0.00 0.00 2,343.75	2,343.75
3135G0T94	FNMA Note 2.375% Due 01/19/2023	04/13/2018 04/16/2018 1,925,000.00	1,893,237.50	0.00	0.00	1,893,237.50	20,573.44 22,859.38 1,523.96 3,809.90	0.00 0.00 0.00 3,809.90	3,809.90



CUSIP	Security Description	Trade Date	Book Value: Begin	Prior Accrued	Accr. Of Discount	Total Income
		Settle Date	Book Value: Acq	Incl. Received	Amort. Of Premium	
	Units		Book Value: Disp	Ending Accrued	Net Accret/Amort	
			Book Value: End	Total Interest	Income Earned	
3135G0U27	FNMA Note 2.5% Due 04/13/2021	06/27/2018 06/28/2018 700,000.00	696,857.00 0.00 0.00 696,857.00	3,791.67 0.00 5,250.00 1,458.33	0.00 0.00 0.00 1,458.33	1,458.33
3135G0U43	FNMA Note 2.875% Due 09/12/2023	09/20/2018 09/21/2018 2,000,000.00	1,983,880.00 0.00 0.00 1,983,880.00	17,409.72 0.00 22,201.39 4,791.67	0.00 0.00 0.00 4,791.67	4,791.67
3135G0V75	FNMA Note 1.75% Due 07/02/2024	07/11/2019 07/12/2019 1,000,000.00	992,260.00 0.00 0.00 992,260.00	8,701.39 8,750.00 1,409.72 1,458.33	0.00 0.00 0.00 1,458.33	1,458.33
3137EAC9	FHLMC Note 1.125% Due 08/12/2021	08/15/2016 08/16/2016 1,000,000.00	993,000.00 0.00 0.00 993,000.00	4,343.75 0.00 5,281.25 937.50	0.00 0.00 0.00 937.50	937.50
3137EAE5	FHLMC Note 2.75% Due 06/19/2023	Various Various 1,900,000.00	1,889,989.00 0.00 0.00 1,889,989.00	1,741.67 0.00 6,095.83 4,354.16	0.00 0.00 0.00 4,354.16	4,354.16
3137EAE0	FHLMC Note 1.5% Due 02/12/2025	02/13/2020 02/14/2020 1,345,000.00	1,343,964.35 0.00 0.00 1,343,964.35	7,789.79 0.00 9,471.04 1,681.25	0.00 0.00 0.00 1,681.25	1,681.25
3137EAER6	FHLMC Note 0.375% Due 05/05/2023	06/23/2020 06/24/2020 1,600,000.00	1,602,992.00 0.00 0.00 1,602,992.00	933.33 0.00 1,433.33 500.00	0.00 0.00 0.00 500.00	500.00
3137EAFU9	FHLMC Note 0.375% Due 07/21/2025	07/21/2020 07/23/2020 810,000.00	805,966.20 0.00 0.00 805,966.20	1,333.13 1,501.88 84.38 253.13	0.00 0.00 0.00 253.13	253.13
3137EAE3	FHLMC Note 0.375% Due 09/23/2025	Various Various 2,085,000.00	2,077,316.15 0.00 0.00 2,077,316.15	2,085.00 0.00 2,736.56 651.56	0.00 0.00 0.00 651.56	651.56

Income Earned

As of January 31, 2021



CUSIP	Security Description	Trade Date Settle Date	Units	Book Value - Begin	Book Value - Add	Book Values - Disc	Book Value - End	Prior Accrued Inc. Received Ending Accrued Total Interest	Accr. Of Discount Amort. Of Premium Net Accret/Amort Income Earned	Total Income
477870AC3	John Deere Owner Trust 2019-B A3 2.21% Due 12/15/2023	07/16/2019 07/24/2019 225,000.00		224,952.23 0.00 0.00	0.00 0.00 0.00		224,952.23	221.00 414.38 221.00 414.38	0.00 0.00 0.00 414.38	414.38
47787NAC3	John Deere Owner Trust 2020-B A3 0.51% Due 11/15/2024	07/14/2020 07/22/2020 150,000.00		149,977.14 0.00 0.00	0.00 0.00 0.00		149,977.14	34.00 63.75 34.00 63.75	0.00 0.00 0.00 63.75	63.75
481285AB7	JP Morgan Chase & Co Callable Note 1X 1/15/2022 2.972% Due 01/15/2023	04/13/2018 04/17/2018 500,000.00		490,550.00 0.00 0.00	0.00 0.00 0.00		490,550.00	6,852.11 7,430.00 660.44 1,238.33	0.00 0.00 0.00 1,238.33	1,238.33
525ESC2W8	Lehman Brothers ESCROW CUSIP - Defaulted Due 02/06/2021	04/17/2012 04/18/2012 2,500,000.00		26,036.85 0.00 0.00	0.00 0.00 0.00		26,036.85	0.00 0.00 0.00 0.00	0.00 0.00 0.00 0.00	0.00
525ESCIB7	Lehman Brothers Note-Defaulted Due 01/24/2022	04/17/2012 04/18/2012 2,500,000.00		26,032.39 0.00 0.00	0.00 0.00 0.00		26,032.39	0.00 0.00 0.00 0.00	0.00 0.00 0.00 0.00	0.00
594918BP8	Microsoft Callable Note Cont 7/8/2021 1.55% Due 08/08/2021	09/26/2016 09/29/2016 700,000.00		698,852.00 0.00 0.00	0.00 0.00 0.00		698,852.00	4,309.86 0.00 5,214.03 904.17	0.00 0.00 0.00 904.17	904.17
68889XAP0	Oracle Corp Note 2.5% Due 10/15/2022	11/16/2017 11/20/2017 1,000,000.00		996,740.00 0.00 0.00	0.00 0.00 0.00		996,740.00	5,277.78 0.00 7,361.11 2,083.33	0.00 0.00 0.00 2,083.33	2,083.33
69353RFES	PNC Bank Callable Note Cont 6/28/2022 2.45% Due 07/28/2022	08/17/2017 08/22/2017 1,000,000.00		1,005,340.00 0.00 0.00	0.00 0.00 0.00		1,005,340.00	10,412.50 12,250.00 204.17 2,041.67	0.00 0.00 0.00 2,041.67	2,041.67
78015K7C2	Royal Bank of Canada Note 2.25% Due 11/01/2024	05/19/2020 05/21/2020 750,000.00		772,882.50 0.00 0.00	0.00 0.00 0.00		772,882.50	2,812.50 0.00 4,218.75 1,406.25	0.00 0.00 0.00 1,406.25	1,406.25



CUSIP	Security Description	Trade Date Settle Date Units	Book Value: Begin	Book Value: Acq	Book Value: Disp	Book Value: End	Prior Accrued Inc. Received Ending Accrued Total Interest	Accr. Of Discount Amort. Of Premium Net Accret/Amort. Income Earned	Total Income
857477AV5	State Street Bank Note 1.95% Due 05/19/2021	11/14/2016 11/17/2016 700,000.00	692,860.00	0.00	0.00	0.00	1,592.50 0.00 2,730.00 1,137.50	0.00 0.00 0.00 1,137.50	1,137.50
89114QCB2	Toronto Dominion Bank Note 3.25% Due 03/11/2024	03/28/2019 03/28/2019 1,000,000.00	1,013,580.00	0.00	0.00	0.00	9,930.56 0.00 12,638.89 2,708.33	0.00 0.00 0.00 2,708.33	2,708.33
89236TDP7	Toyota Motor Credit Corp Note 2.6% Due 01/11/2022	10/22/2018 10/24/2018 900,000.00	878,283.00	0.00	0.00	0.00	11,050.00 11,700.00 1,300.00 1,950.00	0.00 0.00 0.00 1,950.00	1,950.00
90331HPL1	US Bank NA Callable Note Cont 12/21/2024 2.05% Due 01/21/2025	01/16/2020 01/21/2020 1,000,000.00	997,870.00	0.00	0.00	0.00	9,111.11 10,250.00 569.44 1,708.33	0.00 0.00 0.00 1,708.33	1,708.33
9128282N9	US Treasury Note 2.125% Due 07/31/2024	08/28/2019 08/29/2019 1,000,000.00	1,034,648.44	0.00	0.00	0.00	8,892.66 10,625.00 58.70 1,791.04	0.00 0.00 0.00 1,791.04	1,791.04
9128282P4	US Treasury Note 1.875% Due 07/31/2022	Various Various 2,075,000.00	2,085,765.74	0.00	0.00	0.00	16,281.42 19,453.13 107.48 3,279.19	0.00 0.00 0.00 3,279.19	3,279.19
9128282W9	US Treasury Note 1.875% Due 09/30/2022	10/18/2017 10/19/2017 2,100,000.00	2,089,253.91	0.00	0.00	0.00	10,060.10 0.00 13,413.46 3,353.36	0.00 0.00 0.00 3,353.36	3,353.36
9128282Y5	US Treasury Note 2.125% Due 09/30/2024	11/12/2019 11/13/2019 1,525,000.00	1,550,496.09	0.00	0.00	0.00	8,279.62 0.00 11,039.49 2,759.87	0.00 0.00 0.00 2,759.87	2,759.87
912828F96	US Treasury Note 2% Due 10/31/2021	02/10/2017 02/13/2017 1,100,000.00	1,106,105.25	0.00	0.00	0.00	3,767.96 0.00 5,651.93 1,883.97	0.00 0.00 0.00 1,883.97	1,883.97



CUSIP	Security Description	Trade Date Settle Date Units	Book Value: Begin	Book Value: Acq.	Book Value: Disp.	Book Value: End	Prior Accrued Inc. Received Ending Accrued Total Interest	Accr. Of Discount Amount: Of Premium Net Accret/Amort Income Earned	Total Income
912828G53	US Treasury Note 1.875% Due 11/30/2021	01/12/2017 01/18/2017 1,400,000.00	1,401,426.57	0.00	0.00	0.00	2,307.69 0.00 4,543.27 2,235.58	0.00 0.00 0.00 2,235.58	2,235.58
912828V72	US Treasury Note 1.875% Due 01/31/2022	05/09/2017 05/10/2017 1,000,000.00	998,440.85	0.00	0.00	0.00	7,846.47 9,375.00 51.80 1,580.33	0.00 0.00 0.00 1,580.33	1,580.33
912828W48	US Treasury Note 2.125% Due 02/29/2024	04/17/2019 04/18/2019 1,500,000.00	1,480,546.88	0.00	0.00	0.00	10,830.46 0.00 13,560.08 2,729.62	0.00 0.00 0.00 2,729.62	2,729.62
912828W89	US Treasury Note 1.875% Due 03/31/2022	Various Various 2,000,000.00	2,010,436.39	0.00	0.00	0.00	9,581.04 0.00 12,774.72 3,193.68	0.00 0.00 0.00 3,193.68	3,193.68
912828WJ5	US Treasury Note 2.5% Due 05/15/2024	06/10/2019 06/11/2019 1,125,000.00	1,156,376.95	0.00	0.00	0.00	3,651.59 0.00 6,060.08 2,408.49	0.00 0.00 0.00 2,408.49	2,408.49
912828XW5	US Treasury Note 1.75% Due 06/30/2022	07/14/2017 07/17/2017 1,175,000.00	1,168,899.44	0.00	0.00	0.00	56.80 0.00 1,817.68 1,760.88	0.00 0.00 0.00 1,760.88	1,760.88
912828YV6	US Treasury Note 1.5% Due 11/30/2024	12/12/2019 12/13/2019 1,300,000.00	1,286,136.72	0.00	0.00	0.00	1,714.29 0.00 3,375.00 1,660.71	0.00 0.00 0.00 1,660.71	1,660.71
912828ZC7	US Treasury Note 1.125% Due 02/28/2025	03/24/2020 03/25/2020 825,000.00	849,846.68	0.00	0.00	0.00	3,153.57 0.00 3,948.38 794.81	0.00 0.00 0.00 794.81	794.81
91282CBC4	US Treasury Note 0.375% Due 12/31/2025	Various Various 2,323,008.79	1,324,844.73	998,164.06	0.00	0.00	13.73 (300.41) 770.72 456.58	0.00 0.00 0.00 456.58	456.58

Income Earned

As of January 31, 2021



CUSIP	Security Description	Trade Date	Book Value: Begin	Prior Accrued Inc. Received Ending Accrued Total Interest	Accr. Of Discount Amort. Of Premium Net Accret/Amort. Income Earned	Total Income
		Settle Date	Book Value: Acq. Book Value: Disp Book Value: End			
LOCAL AGENCY INVESTMENT FUND						
90LAI\$00	Local Agency Investment Fund State Pool	Various	33,820,865.77	33,183.33	0.00	16,107.04
		Various	7,935,891.04	35,891.04	0.00	
		41,756,756.81	0.00	13,399.33	0.00	
			41,756,756.81	16,107.04	16,107.04	
			33,820,865.77	33,183.33	0.00	
			7,935,891.04	35,891.04	0.00	
			0.00	13,399.33	0.00	
		41,756,756.81	41,756,756.81	16,107.04	16,107.04	16,107.04
TOTAL PORTFOLIO						
		111,043,311.92	99,203,429.28	340,965.98	0.00	
			9,201,536.36	186,607.92	0.00	
			2,332,815.26	265,027.63	0.00	
			106,072,150.38	110,669.57	110,669.57	110,669.57

City of Costa Mesa Consolidated

Cash Flow Report

Account #10196

As of January 31, 2021



Payment Date	Transaction Type	CUSIP	Quantity	Security Description	Principal Amount	Income	Total Amount
02/04/2021	Interest	037833CC2	1,000,000.00	Apple Inc Callable Note Cont 7/4/2021 1.55% Due 8/4/2021	0.00	7,750.00	7,750.00
02/08/2021	Interest	594918BP8	700,000.00	Microsoft Callable Note Cont 7/8/2021 1.55% Due 8/8/2021	0.00	5,425.00	5,425.00
02/12/2021	Interest	3137EAEC9	1,000,000.00	FHLMC Note 1.125% Due 8/12/2021	0.00	5,625.00	5,625.00
02/12/2021	Interest	3137EAEP0	1,345,000.00	FHLMC Note 1.5% Due 2/12/2025	0.00	10,087.50	10,087.50
02/15/2021	Paydown	47787NAC3	150,000.00	John Deere Owner Trust 2020-B A3 0.51% Due 11/15/2024	0.00	63.75	63.75
02/15/2021	Paydown	47787OAC3	225,000.00	John Deere Owner Trust 2019-B A3 2.21% Due 12/15/2023	6,203.73	414.38	6,618.11
02/18/2021	Maturity	3130A7CV5	1,125,000.00	FHLB Note	1,125,000.00	7,734.38	1,132,734.38
02/25/2021	Interest	3135G05X7	1,280,000.00	FNMA Note 0.375% Due 8/25/2025	0.00	2,373.33	2,373.33
02/28/2021	Interest	912828ZC7	825,000.00	US Treasury Note 1.125% Due 2/28/2025	0.00	4,640.63	4,640.63
02/28/2021	Interest	912828W48	1,500,000.00	US Treasury Note 2.125% Due 2/29/2024	0.00	15,937.50	15,937.50
FEB 2021					1,131,203.73	60,051.47	1,191,255.20
03/01/2021	Interest	30231GAR3	800,000.00	Exxon Mobil Corp Callable Note Cont 1/1/2023 2.726% Due 3/1/2023	0.00	10,904.00	10,904.00
03/08/2021	Interest	313383YJ4	1,000,000.00	FHLB Note 3.375% Due 9/8/2023	0.00	16,875.00	16,875.00
03/10/2021	Interest	3130ADRG9	1,100,000.00	FHLB Note 2.75% Due 3/10/2023	0.00	15,125.00	15,125.00
03/11/2021	Interest	89114QB2	1,000,000.00	Toronto Dominion Bank Note 3.25% Due 3/11/2024	0.00	16,250.00	16,250.00
03/12/2021	Interest	3135G0U43	2,000,000.00	FNMA Note 2.875% Due 9/12/2023	0.00	28,750.00	28,750.00
03/15/2021	Paydown	47787OAC3	225,000.00	John Deere Owner Trust 2019-B A3 2.21% Due 12/15/2023	6,216.66	402.95	6,619.61

City of Costa Mesa Consolidated

Cash Flow Report

Account #10196

As of January 31, 2021



Payment Date	Transaction Type	CUSIP	Quantity	Security Description	Principal Amount	Income	Total Amount
03/15/2021	Paydown	47787NAC3	150,000.00	John Deere Owner Trust 2020-B A3 0.51% Due 11/15/2024	0.00	63.75	63.75
03/23/2021	Interest	3137EAEX3	2,085,000.00	FHLMC Note 0.375% Due 9/23/2025	0.00	3,865.93	3,865.93
03/31/2021	Interest	9128282Y5	1,525,000.00	US Treasury Note 2.125% Due 9/30/2024	0.00	16,203.13	16,203.13
03/31/2021	Interest	9128282W9	2,100,000.00	US Treasury Note 1.875% Due 9/30/2022	0.00	19,687.50	19,687.50
03/31/2021	Interest	912828W89	2,000,000.00	US Treasury Note 1.875% Due 3/31/2022	0.00	18,750.00	18,750.00
MAR 2021					6,216.66	146,877.26	153,093.92
04/05/2021	Interest	3135G0T45	1,500,000.00	FNMA Note 1.875% Due 4/5/2022	0.00	14,062.50	14,062.50
04/13/2021	Maturity	3135G0U27	700,000.00	FNMA Note 2.5% Due 4/13/2021	700,000.00	8,750.00	708,750.00
04/15/2021	Dividend	90LAIF\$00	1,049,021,095.51	Local Agency Investment Fund State Pool	0.00	13,303.47	13,303.47
04/15/2021	Interest	68389XAP0	1,000,000.00	Oracle Corp Note 2.5% Due 10/15/2022	0.00	12,500.00	12,500.00
04/15/2021	Paydown	477870AC3	225,000.00	John Deere Owner Trust 2019-B A3 2.21% Due 12/15/2023	6,229.61	391.50	6,621.11
04/15/2021	Paydown	47787NAC3	150,000.00	John Deere Owner Trust 2020-B A3 0.51% Due 11/15/2024	0.00	63.75	63.75
04/22/2021	Interest	3135G03U5	1,760,000.00	FNMA Note 0.625% Due 4/22/2025	0.00	5,500.00	5,500.00
04/30/2021	Interest	912828F96	1,100,000.00	US Treasury Note 2% Due 10/31/2021	0.00	11,000.00	11,000.00
APR 2021					706,229.61	65,571.22	771,800.83
05/01/2021	Interest	78015K7C2	750,000.00	Royal Bank of Canada Note 2.25% Due 11/1/2024	0.00	8,437.50	8,437.50
05/05/2021	Interest	3137EAE66	1,600,000.00	FHLMC Note 0.375% Due 5/5/2023	0.00	3,000.00	3,000.00
05/07/2021	Interest	3135G06G3	1,385,000.00	FNMA Note 0.5% Due 11/7/2025	0.00	3,366.32	3,366.32

City of Costa Mesa Consolidated

Cash Flow Report

Account #10196 As of January 31, 2021



Payment Date	Transaction Type	CUSIP	Quantity	Security Description	Principal Amount	Income	Total Amount
05/15/2021	Interest	912828WJ5	1,125,000.00	US Treasury Note 2.5% Due 5/15/2024	0.00	14,062.50	14,062.50
05/15/2021	Paydown	47787NAC3	150,000.00	John Deere Owner Trust 2020-B A3 0.51% Due 11/15/2024	0.00	63.75	63.75
05/15/2021	Paydown	47787OAC3	225,000.00	John Deere Owner Trust 2019-B A3 2.21% Due 12/15/2023	6,242.59	380.03	6,622.62
05/16/2021	Maturity	166764BG4	350,000.00	Chevron Corp Callable Note Cont 4/15/2021 2.1% Due 5/16/2021	350,000.00	3,675.00	353,675.00
05/19/2021	Maturity	857477AV5	700,000.00	State Street Bank Note 1.95% Due 5/19/2021	700,000.00	6,825.00	706,825.00
05/31/2021	Interest	912828YV6	1,300,000.00	US Treasury Note 1.5% Due 11/30/2024	0.00	9,750.00	9,750.00
05/31/2021	Interest	912828G53	1,400,000.00	US Treasury Note 1.875% Due 11/30/2021	0.00	13,125.00	13,125.00
MAY 2021					1,056,242.59	62,685.10	1,118,927.69
06/05/2021	Interest	166764AB6	650,000.00	Chevron Corp Callable Note Cont 9/5/2022 2.355% Due 12/5/2022	0.00	7,653.75	7,653.75
06/08/2021	Interest	3130A0F70	1,350,000.00	FHLB Note 3.375% Due 12/8/2023	0.00	22,781.25	22,781.25
06/13/2021	Interest	3130AJKW8	675,000.00	FHLB Note 0.5% Due 6/13/2025	0.00	1,687.50	1,687.50
06/14/2021	Interest	3130A1XJ2	1,100,000.00	FHLB Note 2.875% Due 6/14/2024	0.00	15,812.50	15,812.50
06/15/2021	Paydown	47787NAC3	150,000.00	John Deere Owner Trust 2020-B A3 0.51% Due 11/15/2024	0.00	63.75	63.75
06/15/2021	Paydown	47787OAC3	225,000.00	John Deere Owner Trust 2019-B A3 2.21% Due 12/15/2023	6,255.60	368.53	6,624.13
06/17/2021	Interest	3135G04Z3	1,065,000.00	FNMA Note 0.5% Due 6/17/2025	0.00	2,662.50	2,662.50
06/19/2021	Interest	3137EAENS	1,900,000.00	FHLMC Note 2.75% Due 6/19/2023	0.00	26,125.00	26,125.00
06/30/2021	Interest	912828XW5	1,175,000.00	US Treasury Note 1.75% Due 6/30/2022	0.00	10,281.25	10,281.25

City of Costa Mesa Consolidated

Cash Flow Report

Account #10196

As of January 31, 2021



Payment Date	Transaction Type	CUSIP	Quantity	Security Description	Principal Amount	Income	Total Amount
06/30/2021	Interest	91282C8C4	2,325,000.00	US Treasury Note 0.375% Due 12/31/2025	0.00	4,359.38	4,359.38
JUN 2021					6,255.60	91,795.41	98,051.01
07/02/2021	Interest	3135G0V75	1,000,000.00	FNMA Note 1.75% Due 7/2/2024	0.00	8,750.00	8,750.00
07/11/2021	Interest	89236TDP7	900,000.00	Toyota Motor Credit Corp Note 2.6% Due 1/11/2022	0.00	11,700.00	11,700.00
07/11/2021	Interest	06051GEU9	800,000.00	Bank of America Corp Note 3.3% Due 1/11/2023	0.00	13,200.00	13,200.00
07/12/2021	Interest	02665WCT6	1,000,000.00	American Honda Finance Note 3.55% Due 1/12/2024	0.00	17,750.00	17,750.00
07/15/2021	Interest	48128BAB7	500,000.00	JP Morgan Chase & Co Callable Note 1X 1/15/2022 2.972% Due 1/15/2023	0.00	7,430.00	7,430.00
07/15/2021	Paydown	477870AC3	225,000.00	John Deere Owner Trust 2019-B A3 2.21% Due 12/15/2023	6,268.63	357.01	6,625.64
07/15/2021	Paydown	47787NAC3	150,000.00	John Deere Owner Trust 2020-B A3 0.51% Due 11/15/2024	0.00	63.75	63.75
07/19/2021	Interest	3135G0T94	1,925,000.00	FNMA Note 2.375% Due 1/19/2023	0.00	22,859.38	22,859.38
07/21/2021	Interest	3137EAEU9	810,000.00	FHLMC Note 0.375% Due 7/21/2025	0.00	1,518.75	1,518.75
07/21/2021	Interest	90331HPL1	1,000,000.00	US Bank NA Callable Note Cont 12/21/2024 2.05% Due 1/21/2025	0.00	10,250.00	10,250.00
07/28/2021	Interest	69353RFE3	1,000,000.00	PNC Bank Callable Note Cont 6/28/2022 2.45% Due 7/28/2022	0.00	12,250.00	12,250.00
07/31/2021	Interest	9128282N9	1,000,000.00	US Treasury Note 2.125% Due 7/31/2024	0.00	10,625.00	10,625.00
07/31/2021	Interest	9128282P4	2,075,000.00	US Treasury Note 1.875% Due 7/31/2022	0.00	19,453.13	19,453.13
07/31/2021	Interest	912828V72	1,000,000.00	US Treasury Note 1.875% Due 1/31/2022	0.00	9,375.00	9,375.00
JUL 2021					6,268.63	145,582.02	151,850.65

City of Costa Mesa Consolidated

Cash Flow Report

Account #10196

As of January 31, 2021



Payment Date	Transaction Type	CUSIP	Quantity	Security Description	Principal Amount	Income	Total Amount
08/04/2021	Maturity	037833CC2	1,000,000.00	Apple Inc Callable Note Cont 7/4/2021 1.55% Due 8/4/2021	1,000,000.00	7,750.00	1,007,750.00
08/08/2021	Maturity	594918BP8	700,000.00	Microsoft Callable Note Cont 7/8/2021 1.55% Due 8/8/2021	700,000.00	5,425.00	705,425.00
08/12/2021	Interest	3137EAEP0	1,345,000.00	FHLMC Note 1.5% Due 2/12/2025	0.00	10,087.50	10,087.50
08/12/2021	Maturity	3137EAEC9	1,000,000.00	FHLMC Note 1.125% Due 8/12/2021	1,000,000.00	5,625.00	1,005,625.00
08/15/2021	Paydown	477870AC3	225,000.00	John Deere Owner Trust 2019-B A3 2.21% Due 12/15/2023	6,281.68	345.47	6,627.15
08/15/2021	Paydown	47787NAC3	150,000.00	John Deere Owner Trust 2020-B A3 0.51% Due 11/15/2024	0.00	63.75	63.75
08/25/2021	Interest	3135G05X7	1,280,000.00	FNMA Note 0.375% Due 8/25/2025	0.00	2,400.00	2,400.00
08/31/2021	Interest	912828W48	1,500,000.00	US Treasury Note 2.125% Due 2/29/2024	0.00	15,937.50	15,937.50
08/31/2021	Interest	912828ZC7	825,000.00	US Treasury Note 1.125% Due 2/28/2025	0.00	4,640.63	4,640.63
AUG 2021					2,706,281.68	52,274.85	2,758,556.53
09/01/2021	Interest	30231GAR3	800,000.00	Exxon Mobil Corp Callable Note Cont 1/1/2023 2.726% Due 3/1/2023	0.00	10,904.00	10,904.00
09/08/2021	Interest	313383VJ4	1,000,000.00	FHLB Note 3.375% Due 9/8/2023	0.00	16,875.00	16,875.00
09/10/2021	Interest	3130ADRG9	1,100,000.00	FHLB Note 2.75% Due 3/10/2023	0.00	15,125.00	15,125.00
09/11/2021	Interest	89114QCB2	1,000,000.00	Toronto Dominion Bank Note 3.25% Due 3/11/2024	0.00	16,250.00	16,250.00
09/12/2021	Interest	3135G0U43	2,000,000.00	FNMA Note 2.875% Due 9/12/2023	0.00	28,750.00	28,750.00
09/15/2021	Paydown	477870AC3	225,000.00	John Deere Owner Trust 2019-B A3 2.21% Due 12/15/2023	6,294.77	333.90	6,628.67
09/15/2021	Paydown	47787NAC3	150,000.00	John Deere Owner Trust 2020-B A3 0.51% Due 11/15/2024	0.00	63.75	63.75

City of Costa Mesa Consolidated

Cash Flow Report

Account #10196

As of January 31, 2021



Payment Date	Transaction Type	CUSIP	Quantity	Security Description	Principal Amount	Income	Total Amount
09/23/2021	Interest	3137EAEX3	2,085,000.00	FHLMC Note 0.375% Due 9/23/2025	0.00	3,909.38	3,909.38
09/30/2021	Interest	912828W89	2,000,000.00	US Treasury Note 1.875% Due 3/31/2022	0.00	18,750.00	18,750.00
09/30/2021	Interest	9128282W9	2,100,000.00	US Treasury Note 1.875% Due 9/30/2022	0.00	19,687.50	19,687.50
09/30/2021	Interest	9128282V5	1,525,000.00	US Treasury Note 2.125% Due 9/30/2024	0.00	16,203.13	16,203.13
SEP 2021					6,294.77	146,851.66	153,146.43
10/05/2021	Interest	3135G0T45	1,500,000.00	FNMA Note 1.875% Due 4/5/2022	0.00	14,062.50	14,062.50
10/15/2021	Interest	68389XAP0	1,000,000.00	Oracle Corp Note 2.5% Due 10/15/2022	0.00	12,500.00	12,500.00
10/15/2021	Paydown	47787NAC3	150,000.00	John Deere Owner Trust 2020-B A3 0.51% Due 11/15/2024	0.00	63.75	63.75
10/15/2021	Paydown	47787OAC3	225,000.00	John Deere Owner Trust 2019-B A3 2.21% Due 12/15/2023	6,307.89	322.30	6,630.19
10/22/2021	Interest	3135G03U5	1,760,000.00	FNMA Note 0.625% Due 4/22/2025	0.00	5,500.00	5,500.00
10/31/2021	Maturity	912828F96	1,100,000.00	US Treasury Note 2% Due 10/31/2021	1,100,000.00	11,000.00	1,111,000.00
OCT 2021					1,106,307.89	43,448.55	1,149,756.44
11/01/2021	Interest	78015K7C2	750,000.00	Royal Bank of Canada Note 2.25% Due 11/1/2024	0.00	8,437.50	8,437.50
11/05/2021	Interest	3137EAER6	1,600,000.00	FHLMC Note 0.375% Due 5/5/2023	0.00	3,000.00	3,000.00
11/07/2021	Interest	3135G06G3	1,385,000.00	FNMA Note 0.5% Due 11/7/2025	0.00	3,462.50	3,462.50
11/15/2021	Interest	912828WJ5	1,125,000.00	US Treasury Note 2.5% Due 5/15/2024	0.00	14,062.50	14,062.50
11/15/2021	Paydown	47787OAC3	225,000.00	John Deere Owner Trust 2019-B A3 2.21% Due 12/15/2023	6,321.03	310.69	6,631.72
11/15/2021	Paydown	47787NAC3	150,000.00	John Deere Owner Trust 2020-B A3 0.51% Due 11/15/2024	0.00	63.75	63.75

City of Costa Mesa Consolidated

Cash Flow Report

Account #10196

As of January 31, 2021



Payment Date	Transaction Type	CUSIP	Quantity	Security Description	Principal Amount	Income	Total Amount
11/30/2021	Interest	912828V6	1,300,000.00	US Treasury Note 1.5% Due 11/30/2024	0.00	9,750.00	9,750.00
11/30/2021	Maturity	912828G53	1,400,000.00	US Treasury Note 1.875% Due 11/30/2021	1,400,000.00	13,125.00	1,413,125.00
NOV 2021					1,406,321.03	52,211.94	1,458,532.97
12/05/2021	Interest	166764AB6	650,000.00	Chevron Corp Callable Note Cont 9/5/2022 2.355% Due 12/5/2022	0.00	7,653.75	7,653.75
12/08/2021	Interest	3130A0F70	1,350,000.00	FHLB Note 3.375% Due 12/8/2023	0.00	22,781.25	22,781.25
12/13/2021	Interest	3130AJKW8	675,000.00	FHLB Note 0.5% Due 6/13/2025	0.00	1,687.50	1,687.50
12/14/2021	Interest	3130AIXI2	1,100,000.00	FHLB Note 2.875% Due 6/14/2024	0.00	15,812.50	15,812.50
12/15/2021	Paydown	477870AC3	225,000.00	John Deere Owner Trust 2019-B A3 2.21% Due 12/15/2023	6,334.19	299.05	6,633.24
12/15/2021	Paydown	47787NAC3	150,000.00	John Deere Owner Trust 2020-B A3 0.51% Due 11/15/2024	0.00	63.75	63.75
12/17/2021	Interest	3135G04Z3	1,065,000.00	FNMA Note 0.5% Due 6/17/2025	0.00	2,662.50	2,662.50
12/19/2021	Interest	3137EAEN5	1,900,000.00	FHLMC Note 2.75% Due 6/19/2023	0.00	26,125.00	26,125.00
12/31/2021	Interest	912828XW5	1,175,000.00	US Treasury Note 1.75% Due 6/30/2022	0.00	10,281.25	10,281.25
12/31/2021	Interest	91282CBC4	2,325,000.00	US Treasury Note 0.375% Due 12/31/2025	0.00	4,359.38	4,359.38
DEC 2021					6,334.19	91,725.93	98,060.12
01/02/2022	Interest	3135G0V75	1,000,000.00	FNMA Note 1.75% Due 7/2/2024	0.00	8,750.00	8,750.00
01/11/2022	Interest	06051GEU9	800,000.00	Bank of America Corp Note 3.3% Due 1/11/2023	0.00	13,200.00	13,200.00
01/11/2022	Maturity	89236TDP7	900,000.00	Toyota Motor Credit Corp Note 2.6% Due 1/11/2022	900,000.00	11,700.00	911,700.00
01/12/2022	Interest	02665WCT6	1,000,000.00	American Honda Finance Note 3.55% Due 1/12/2024	0.00	17,750.00	17,750.00

City of Costa Mesa Consolidated

Cash Flow Report

Account #10196

As of January 31, 2021



Payment Date	Transaction Type	CUSIP	Quantity	Security Description	Principal Amount	Income	Total Amount
01/15/2022	Interest	48128BAB7	500,000.00	JP Morgan Chase & Co Callable Note 1X 1/15/2022 2.972% Due 1/15/2023	0.00	7,430.00	7,430.00
01/15/2022	Paydown	477870AC3	225,000.00	John Deere Owner Trust 2019-B A3 2.21% Due 12/15/2023	6,347.40	287.38	6,634.78
01/15/2022	Paydown	47787NAC3	150,000.00	John Deere Owner Trust 2020-B A3 0.51% Due 11/15/2024	0.00	63.75	63.75
01/19/2022	Interest	3135G0T94	1,925,000.00	FNMA Note 2.375% Due 1/19/2023	0.00	22,859.38	22,859.38
01/21/2022	Interest	90331HPL1	1,000,000.00	US Bank NA Callable Note Cont 12/21/2024 2.05% Due 1/21/2025	0.00	10,250.00	10,250.00
01/21/2022	Interest	3137EAEU9	810,000.00	FHLMC Note 0.375% Due 7/21/2025	0.00	1,518.75	1,518.75
01/28/2022	Interest	69353RFE3	1,000,000.00	PNC Bank Callable Note Cont 6/28/2022 2.45% Due 7/28/2022	0.00	12,250.00	12,250.00
01/31/2022	Interest	912828Z9	1,000,000.00	US Treasury Note 2.125% Due 7/31/2024	0.00	10,625.00	10,625.00
01/31/2022	Interest	9128282P4	2,075,000.00	US Treasury Note 1.875% Due 7/31/2022	0.00	19,453.13	19,453.13
01/31/2022	Maturity	912828V72	1,000,000.00	US Treasury Note 1.875% Due 1/31/2022	1,000,000.00	9,375.00	1,009,375.00
JAN 2022					1,906,347.40	145,512.39	2,051,859.79
TOTAL					10,050,303.78	1,104,587.80	11,154,891.58

Important Disclosures



Chandler Asset Management, Inc. ("Chandler") is an SEC registered investment adviser. For additional information about our firm, please see our current disclosures (Form ADV). To obtain a copy of our current disclosures, you may contact your client service representative by calling the number on the front of this statement or you may visit our website at www.chandlerasset.com.

Information contained in this monthly statement is confidential and is provided for informational purposes only and should not be construed as specific investment or legal advice. The information contained herein was obtained from sources believed to be reliable as of the date of this statement, but may become outdated or superseded at any time without notice.

Custody: Your qualified custodian bank maintains control of all assets reflected in this statement and we urge you to compare this statement to the one you receive from your qualified custodian. Chandler does not have any authority to withdraw or deposit funds from/to the custodian account.

Valuation: Prices are provided by IDC, an independent pricing source. In the event IDC does not provide a price or if the price provided is not reflective of fair market value, Chandler will obtain pricing from an alternative approved third party pricing source in accordance with our written valuation policy and procedures. Our valuation procedures are also disclosed in item 5 of our Form ADV Part 2A.

Performance: Performance results are presented gross-of-advisory fees and represent the client's Total Return. The deduction of advisory fees lowers performance results. These results include the reinvestment of dividends and other earnings. Past performance may not be indicative of future results. Therefore, clients should not assume that future performance of any specific investment or investment strategy will be profitable or equal to past performance levels. All investment strategies have the potential for profit or loss. Economic factors, market conditions or changes in investment strategies, contributions or withdrawals may materially alter the performance and results of your portfolio.

Source ice Data Indices, LLC ("ICE"), used with permission. ICE PERMITS USE OF THE ICE INDICES AND RELATED DATA ON AN "AS IS" BASIS; ICE, ITS AFFILIATES AND THEIR RESPECTIVE THIRD PARTY SUPPLIERS DISCLAIM ANY AND ALL WARRANTIES AND REPRESENTATIONS, EXPRESS AND/OR IMPLIED, INCLUDING ANY WARRANTIES OF MERCHANTABILITY OR FITNESS FOR A PARTICULAR PURPOSE OR USE, INCLUDING THE INDICES, INDEX DATA AND ANY DATA INCLUDED IN, RELATED TO, OR DERIVED THEREFROM. NEITHER ICE DATA, ITS AFFILIATES OR THEIR RESPECTIVE THIRD PARTY PROVIDERS GUARANTEE THE QUALITY, ADEQUACY, ACCURACY, TIMELINESS OR COMPLETENESS OF THE INDICES OR THE INDEX DATA OR ANY COMPONENT THEREOF, AND THE INDICES AND INDEX DATA AND ALL COMPONENTS THEREOF ARE PROVIDED ON AN "AS IS" BASIS AND LICENSEE'S USE IS AT LICENSEE'S OWN RISK. ICE DATA, ITS AFFILIATES AND THEIR RESPECTIVE THIRD PARTY DO NOT SPONSOR, ENDORSE, OR RECOMMEND CHANDLER, OR ANY OF ITS PRODUCTS OR SERVICES.

Index returns assume reinvestment of all distributions. Historical performance results for investment indexes generally do not reflect the deduction of transaction and/or custodial charges or the deduction of an investment management fee, the incurrence of which would have the effect of decreasing historical performance results. It is not possible to invest directly in an index.

Ratings: Ratings information have been provided by Moody's, S&P and Fitch through data feeds we believe to be reliable as of the date of this statement, however we cannot guarantee its accuracy.

Security level ratings for U.S. Agency issued mortgage-backed securities ("MBS") reflect the issuer rating because the securities themselves are not rated. The issuing U.S. Agency guarantees the full and timely payment of both principal and interest and carries a AA+/Aaa/AAA by S&P, Moody's and Fitch respectively.

CITY OF COSTA MESA
SUMMARY OF CASH HELD IN TRUST
AS OF JANUARY 31, 2021

Costa Mesa PFA Revenue Refunding Bonds Series 2006 A

Fund	Investment Type	Issuer	Maturity Date	Cost	Par	Market Value	Rate
Capital Improvement Fund	Treasury Obligations Fund	First American Funds	Open	\$ 61.97	\$ 61.97	\$ 61.97	-
Local Obligation Reserve Fund	Note Secured by Real Estate	City of Costa Mesa	8/1/2021	225,000.00	225,000.00	225,000.00	8.30
Expense Fund	Treasury Obligations Fund	First American Funds	Open	220,916.70	220,916.70	220,916.70	-
Surplus Fund	Treasury Obligations Fund	First American Funds	Open	0.01	0.01	0.01	-
Revenue Fund	Treasury Obligations Fund	First American Funds	Open	104,090.07	104,090.07	104,090.07	-
	Treasury Obligations Fund	First American Funds	Open	121,837.71	121,837.71	121,837.71	-
	Ending Balances			\$ 671,906.46	\$ 671,906.46	\$ 671,906.46	

Costa Mesa Financing Authority 2017 Lease Revenue Bonds

Fund	Investment Type	Issuer	Maturity Date	Cost	Par	Market Value	Rate
Construction Fund	U.S. Govt. Obligation Fund	First American	Open	\$ 1,071,029.70	\$ 1,071,029.70	\$ 1,071,029.70	-
Costs of Issuance Fund	U.S. Govt. Obligation Fund	First American	Open	0.00	0.00	0.00	-
Base Rental Payment Fund	U.S. Govt. Obligation Fund	First American	Open	5.56	5.56	5.56	-
Interest Fund	U.S. Govt. Obligation Fund	First American	Open	-	-	-	-
	Ending Balances			\$ 1,071,035.26	\$ 1,071,035.26	\$ 1,071,035.26	

Housing Authority Fund

Fund	Investment Type	Issuer	Maturity Date	Cost	Par	Market Value	Rate
First Time Home Buyer Program	Checking Account	Farmers State Bank	Open	\$ 969.39	\$ 969.39	\$ 969.39	(1)
Tenant Deposits	Checking Account	JP Morgan Chase Bank	Open	19,646.00	19,646.00	19,646.00	(1)
Tenant Deposits	Checking Account	Union Bank	Open	4,000.00	4,000.00	4,000.00	(1)
	Ending Balances			\$ 24,615.39	\$ 24,615.39	\$ 24,615.39	

Bail Deposits

Fund	Investment Type	Issuer	Maturity Date	Cost	Par	Market Value	Rate
Bail Deposits	Checking Account	JP Morgan Chase Bank	Open	\$ -	\$ -	\$ -	(1)
	Ending Balance			\$ -	\$ -	\$ -	

800 MHz Quarterly Reserve Fund

Fund	Investment Type	Issuer	Maturity Date	Cost	Par	Market Value	Rate
Reserve Fund	Money Market Fund	Orange County Investment Pool	Open	\$ -	\$ -	\$ -	(1)
Cost Sharing Infrastructure/Sustainability(Reserve) Fund	Money Market Fund	Orange County Investment Pool	Open	\$ 426,591.40	\$ 426,591.40	\$ 426,591.40	-
	Ending Balance			\$ 426,591.40	\$ 426,591.40	\$ 426,591.40	

RJ Noble Co

Fund	Investment Type	Issuer	Maturity Date	Cost	Par	Market Value	Rate
Trustee: Banner Bank	Money Market Fund	Banner Bank	Open	\$ -	\$ -	\$ -	(1)
Escrow Account #1557	Money Market Fund	Banner Bank	Open	\$ -	\$ -	\$ -	(1)
	Ending Balance			\$ -	\$ -	\$ -	

GRAND TOTALS

\$ 2,194,148.51 \$ 2,194,148.51 \$ 2,194,148.51

Market Values provided by U.S. Bank Corporate Trust Services, Orange County Investment Pool, Union Bank, JP Morgan Chase Bank, and Banner Bank.

(1) Monthly rates/balances are not available. Balances are as of January 31, 2021.