



**CITY OF COSTA MESA  
FINANCE DEPARTMENT  
INTEROFFICE MEMORANDUM**

**TO: HONORABLE CITY COUNCIL  
LORI ANN FARRELL HARRISON, CITY MANAGER**

**FROM: CAROL MOLINA, FINANCE DIRECTOR**

**DATE: DECEMBER 29, 2021**

**SUBJECT: TREASURER'S REPORT FOR THE MONTH OF NOVEMBER 2021**

Attached is the Treasurer's Report for the month of November 2021. This performance report lists the various types of securities, institutions from which the securities were purchased, maturity dates, and interest rates for all securities held in the City's investment portfolio as of the end of the reporting period. All of the City's investments as of November 30, 2021 comply with the Investment Policy and the California Government Code except as otherwise noted or disclosed herein. All market values provided in this report were obtained from International Data Corporation, an independent pricing source, except for the Local Agency Investment Fund (LAIF). The cost value shown for the City's LAIF investment represents the City's contractual rights to its LAIF account and does not represent the value of the underlying portfolio securities.

**SUMMARY**

Beginning Book Value	\$ 101,512,981
Deposits/Acquisitions	9,953,291
Withdrawals/Dispositions	<u>(414,507)</u>
Ending Book Value	<u>\$ 111,051,764</u>

As of November 30, 2021, the City had adequate cash reserves necessary to meet its obligations.

The following securities were purchased during the month of November 2021:

<u>Type of Investment</u>	<u>Maturity Date</u>	<u>Cost</u>	<u>Interest Rate</u>
Hyundai Auto Rec Trust	05/15/2026	\$144,968	0.740%
Honda Auto Rec Trust	01/21/2026	\$204,957	0.88%

The following securities were sold during the month of November 2021:

<u>Type of Investment</u>	<u>Maturity Date</u>	<u>Cost</u>	<u>Interest Rate</u>
U.S. Treasury Note	03/31/2022	\$100,703	1.875%
U.S. Treasury Note	11/30/2021	\$300,211	1.875%

## COMPLIANCE REPORTING

The City holds two Lehman Brothers Medium-Term Corporate Notes in its investment portfolio. The total amount invested in these two securities stated at cost was \$5,049,700. Lehman Brothers filed for bankruptcy protection status on September 15, 2008 and the debt rating fell from A2 to B3- on that date. The market value loss of \$4,107,075 for the securities was recorded on the City's general ledger in 2008.

In April 2011, the City joined the Ad Hoc Group of Lehman Brothers Creditors to help maximize the recovery through bankruptcy proceedings and to protect the City's interest in the Lehman Brother's bankruptcy. The Ad Hoc Group filed a "Creditor's Plan" with the U.S. Bankruptcy Court in Manhattan which would provide a better recovery to creditors of the original Lehman parent company while offering a smaller payout to some creditors of Lehman subsidiaries. On December 6, 2011, the Bankruptcy Court entered an order confirming the Debtors' Chapter 11 Plan. The following table summarizes the distributions received:

	<u>Distributions</u>
April 14, 2012	\$ 301,890
October 1, 2012	192,024
April 4, 2013	250,361
August 30, 2013	59,207
October 3, 2013	289,015
April 4, 2014	320,756
October 2, 2014	232,983
April 2, 2015	160,218
October 1, 2015	119,814
March 31, 2016	34,220
July 16, 2016	50,165
October 6, 2016	84,995
December 14, 2016	6,627
April 6, 2017	65,700
October 5, 2017	44,370
December 6, 2017	59,360
April 5, 2018	37,004
September 26, 2018	3,184
October 4, 2018	39,148
April 4, 2019	6,646
July 18, 2019	14,395
October 3, 2019	10,171
April 2, 2020	3,344
October 1, 2020	3,931
April 1, 2021	14,177
October 7, 2021	3,890
Total	<u>\$ 2,407,595</u>

The City estimates the value of Lehman Brothers investment claim held in escrow with Lehman Brothers Holdings, Inc. semi-annually. These estimates are primarily based on cash distributions that have been received to date as well as distributions anticipated in the future. To date, the City has received 48 cents of every dollar invested originally in the Lehman Brothers investments. As of November 30, 2021, staff estimated the value of the Lehman Brothers investment claim at \$35,000. The current estimates for recoveries through the bankruptcy proceedings are unknown.

As of November 30, 2021, the investment portfolio was in compliance with the City's adopted investment policy and applicable state laws in all other respects during, and as of, the end of the reporting period.

If you have any questions or need additional information, feel free to contact the Finance Department.

A handwritten signature in black ink, appearing to read 'Carol Molina', is written over a horizontal line.

Carol Molina  
Finance Director

- Attachments: 1 – Pooled Cash and Investments by Fund as of November 30, 2021  
2 – General Fund Cash Position over the past five calendar years  
3 – Investment Report for the month of November 2021

**ATTACHMENT 1**

**POOLED CASH AND INVESTMENTS BY FUND ^**  
**AS OF NOVEMBER 30, 2021**

FUND NO	FUND NAME	AMOUNT
101	General Fund	\$24,694,706 *
120	Payroll Clearing	1,247,146
150	Disaster Fund	(254,312)
201	Special Gas Tax Fund	6,822,548
203	Air Quality Improvement Fund (AB 2766)	487,507
204	American Rescue Plan Fund	259,677
205	HUD -HOME Program-HOME Investment Partnership Act	1,505,411
207	HUD -Community Development Block Grant Program Fund	(124,187)
208	Park Development Fees Fund	4,572,246
209	Drainage Fees Fund	2,171,486
213	Supplemental Law Enforcement Services Fund (SLESF)	(77,566)
214	Traffic Impact Fees Fund	5,528,670
216	Rental Rehabilitation Program Fund	281,502
217	Narcotics Forfeiture Fund	1,678,101
218	Fire System Development Fees Fund	341,029
219	Local Law Enforcement Block	34,445
220	Office of Traffic Safety	(64,358)
222	Costa Mesa Housing Authority	2,414,468
223	Costa Mesa Housing Authority James/W 18th Street Property	382,250
228	Fire Protection System Paramedic Fund	310,534
230	Grants - Federal	(141,616)
231	Grants - State	(56,189)
231	Grants - Other	5,000
251	Gas Tax - RMRA Fund	6,805,206
401	Capital Improvements Fund	18,426,849
403	Measure "M" Construction Fund	22,823
409	Vehicle Parking District #1 Fund	37,809
410	Vehicle Parking District #2 Fund	84,939
413	Golf Course Improvement Fund	447,326
415	Measure "M" 2 Construction Fund	(895,263)
416	Measure "M" 2 Fairshare Fund	4,680,514
417	Jack Hammett Sports Complex Capital Improvement Fund	600,065
418	Lion's Park Project 2017 Bond Fund	11,950
601	Equipment Maintenance and Replacement Fund	3,465,313
602	Self-Insurance Fund - Liab/W.C./Unemployment	13,868,420
603	IT Replacement Fund	7,321,399
701	Deposits	2,769,751
	<b>Total Pooled Cash &amp; Investments</b>	<b><u><u>\$109,665,601</u></u> **</b>

\* Council has committed the following items in General Fund balance as of June 30, 2021.  
 - \$14.125 million for emergency reserve  
 - \$2 million for self-insurance reserve  
 - \$9 million for economic reserve

\*\* Reconciliation of Total Pooled Cash & Investments to Portfolio Total End Cost Value:

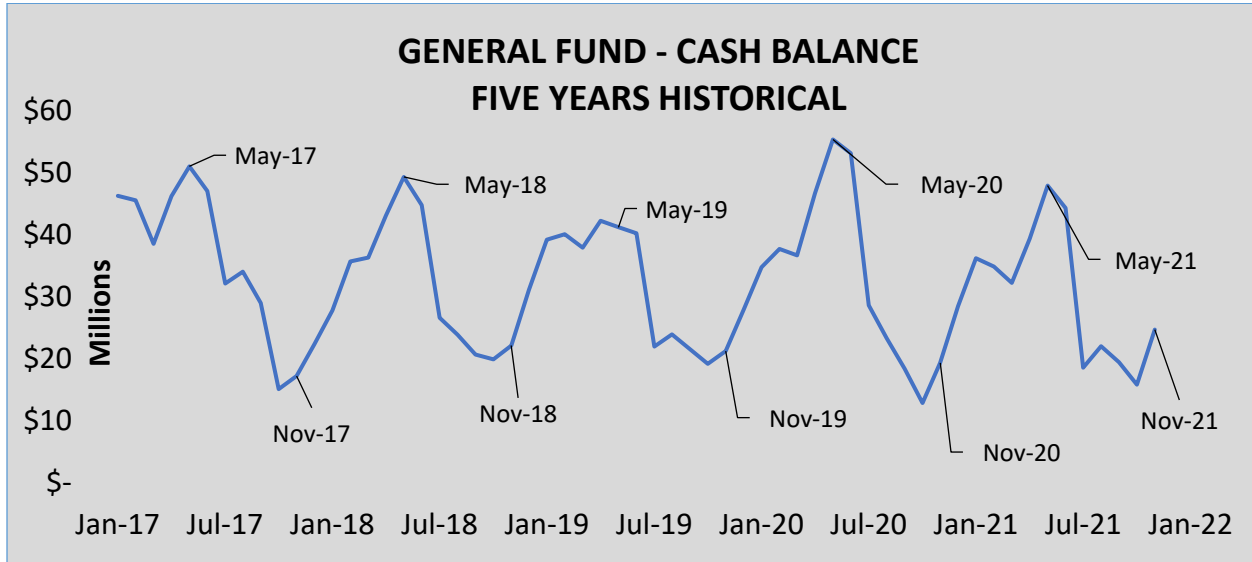
Total Pooled Cash & Investments	\$109,665,601
Market Value Adjustment	(1,309,911)
Cash Held in Trust	2,696,075
<b>Portfolio Total End Cost Value (Attachment 3)</b>	<b><u><u>\$111,051,764</u></u></b>

^ Note: FY 2020-21 year-end amounts are still pending fiscal audit review.

**GENERAL FUND CASH POSITION**

The City’s General Fund receives its most significant revenues, such as sales tax and property tax, several times during the year. However, it pays for majority of the City’s operational expenditures throughout the year. The in-flows and out-flows of the General Fund cash are closely monitored by Finance staff. The following is a summary of the General Fund historical ending cash balances over the past five calendar years:

	<b>2017</b>	<b>2018</b>	<b>2019</b>	<b>2020</b>	<b>2021</b>
January	\$46.3	\$27.8	\$39.2	\$34.8	\$36.2
February	45.5	35.7	40.0	37.7	34.9
March	38.5	36.3	37.9	36.7	32.3
April	46.2	43.1	42.3	46.7	39.3
May	51.0	49.3	41.2	55.4	47.9
June	47.0	44.8	40.2	53.1	44.3
July	32.2	26.6	22.0	28.6	18.5
August	34.0	23.9	23.9	23.3	22.0
September	29.0	20.7	21.6	18.4	19.4
October	15.1	19.9	19.9	12.9	15.8
November	17.2	22.1	21.2	19.3	24.7
December	22.3	31.0	27.9	28.5	



As indicated in the above graph, the General Fund’s cash balance typically peaks at May of each year and dips to the lowest point around October and November. As of October 31, 2021, the General Fund extended resources to several funds in order to maintain on-going COVID mitigation efforts and keep other critical projects moving forward. Staff expects these resources to be fully reimbursed to the General Fund. Overall, activities appear reasonable and consistent with staff’s expectations.



# City of Costa Mesa Consolidated - Account #10196

## MONTHLY ACCOUNT STATEMENT

NOVEMBER 1, 2021 THROUGH NOVEMBER 30, 2021

### Chandler Team:

For questions about your account, please call (800) 317-4747,  
or contact [operations@chandlerasset.com](mailto:operations@chandlerasset.com)

### Custodian

Bank of New York Mellon  
Lauren Dehner  
(904) 645-1918

**CHANDLER ASSET MANAGEMENT**  
chandlerasset.com

*Information contained herein is confidential. We urge you to compare this statement to the one you receive from your qualified custodian. Please see Important Disclosures.*



**PORTFOLIO CHARACTERISTICS**

Average Modified Duration	1.36
Average Coupon	0.95%
Average Purchase YTM	0.97%
Average Market YTM	0.51%
Average S&P/Moody Rating	AA/Aa1
Average Final Maturity	1.46 yrs
Average Life	1.39 yrs

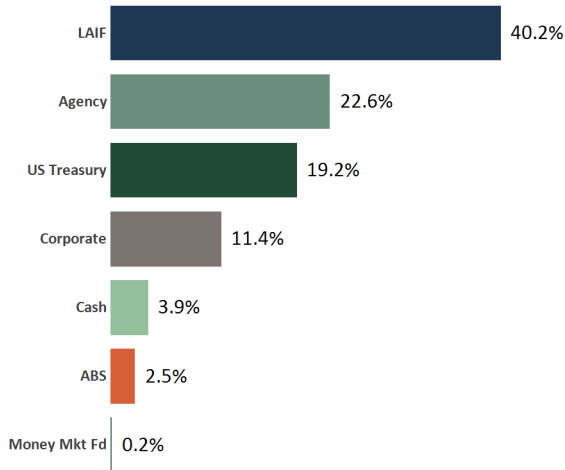
**ACCOUNT SUMMARY**

	Beg. Values as of 10/31/21	End Values as of 11/30/21
Market Value	102,158,124	111,600,315
Accrued Interest	259,377	296,988
<b>Total Market Value</b>	<b>102,417,501</b>	<b>111,897,303</b>
Income Earned	90,370	90,163
Cont/WD		
Par	106,349,537	115,889,221
Book Value	101,512,981	111,051,764
Cost Value	101,512,981	111,051,764

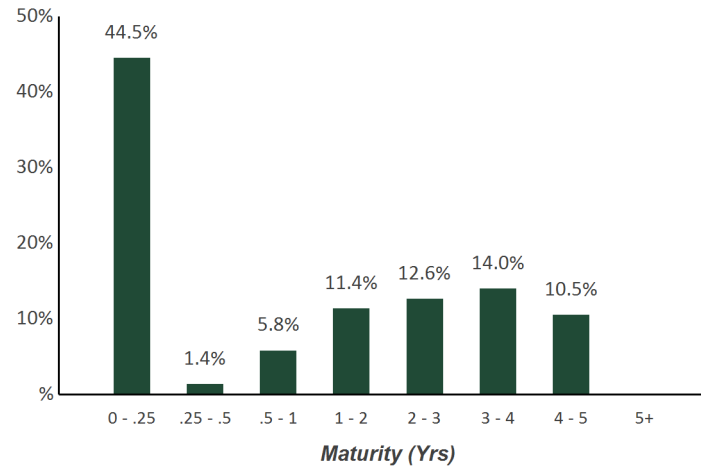
**TOP ISSUERS**

Local Agency Investment Fund	40.2%
Government of United States	19.2%
Federal National Mortgage Assoc	10.7%
Federal Home Loan Mortgage Corp	7.0%
Federal Home Loan Bank	4.9%
Bank Cash Account	2.4%
JP Morgan Chase & Co	2.4%
Honda Motor Corporation	1.0%
<b>Total</b>	<b>87.8%</b>

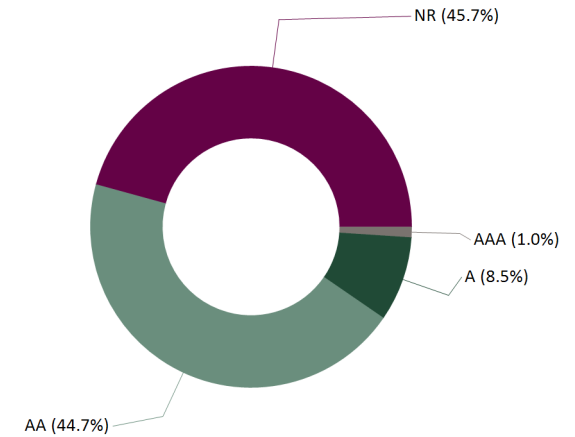
**SECTOR ALLOCATION**



**MATURITY DISTRIBUTION**



**CREDIT QUALITY (S&P)**



# Statement of Compliance

As of November 30, 2021



## City of Costa Mesa Consolidated

This portfolio is a consolidation of assets managed by Chandler Asset Management and assets managed internally by Client. Chandler relies on Client to provide accurate information for reporting assets and producing this compliance statement.

Category	Standard	Comment
Treasury Issues	No limitations	Complies
Federal Agencies	No maximum limitations; 35% max per issuer	Complies
Supranational Securities	"AA" rated or higher by a NRSRO; 15% maximum; 5% max per issuer; USD denominated senior unsecured unsubordinated obligations issued or unconditionally guaranteed by: IBRD, IFC, IADB	Complies
Municipal Securities	"A" rated or higher by at least one NRSRO; 5% max per issuer	Complies
Banker's Acceptances	"A-1" or higher short-term rating by at least one NRSRO; and "A" or higher long-term debt issued by at least one NRSRO; 40% maximum; 5% max per issuer; 180 days max maturity	Complies
Certificates of Deposit (CD)/ Time Deposit (TD)	"A" rated or higher long-term debt issuer by at least one NRSRO; and/or "A-1" rated or higher short-term rating by at least one NRSRO (for TD/CDs in excess of FDIC insured amounts which are fully secured); 20% maximum (combination of FDIC and Collateralized TDs/ CDs); 5% max per issuer; For federally insured time deposits, amount per institution is limited to maximum covered under FDIC.	Complies
Negotiable Certificates of Deposit (NCD) and CD Placement Service (CDARS)	"A" rated or higher long-term debt issuer by at least one NRSRO; and/or "A-1" rated or higher short-term debt rating by at least one NRSRO; 30% maximum (including CDARS); 5% max per issuer	Complies
Repurchase Agreements	30% maximum; 1 year max maturity; 102% collateralization	Complies
Commercial Paper	"A-1" rated or higher short-term rating by at least one NRSRO; and "A" rated or higher long-term debt issuer by at least one NRSRO; 25% maximum; 5% max per issuer; 270 days max maturity; Issuer is a corporation organized and operating within the U.S. with assets in excess of \$500 million	Complies
Corporate Medium Term Notes	"A" rated category or better by at least one NRSRO; 30% maximum; 5% max per issuer; Issued by corporations organized and operating within the U.S. or by depository institutions licensed by U.S. or any state and operating within the U.S.	Complied at time of purchase*
Asset-Backed, Mortgage-Pass Through Securities, Collateralized Mortgage Obligations	"AA" rated category or better by one NRSRO; "A" rated or higher rating for the issuer's debt by one NRSRO; 20% maximum (combined ABS, MPT, CMO); 5% max per issuer	Complies
Money Market Mutual Funds	"AAA" rated or highest rating by not less than two NRSROs or SEC registered and AUM > \$500 million; 20% maximum	Complies
LAIF	Max permitted amount in LAIF	Complies
Orange County Treasurer's Pool	35% of its surplus money; Not used by investment adviser	Complies
Minimum Outstanding Investments Maturing within 1 year time period	20% minimum of the outstanding investments must mature within a one-year time period	Complies
Minimum Budgeted Operating Expenditures in Short Term Investments	Minimum 3 months of budgeted operating expenditures in short term investments to provide sufficient liquidity for expected disbursements	Complies
Max Callable Securities	20% maximum (does not include "make whole call" securities)	Complies
Max Per Issuer	5% of portfolio (except U.S. government, its agencies, and enterprises)	Complies
Maximum Maturity	5 years (Any investment extending beyond 5 years requires prior City Council approval); 20% minimum of the outstanding investments must mature within a one-year time period	Complies

\*Lehman Brothers (LEH) filed for bankruptcy on September 15, 2008. The city owns \$5M par value of LEH.



## Holdings Report

As of November 30, 2021



CUSIP	Security Description	Par Value/Units	Purchase Date Book Yield	Cost Value Book Value	Mkt Price Mkt YTM	Market Value Accrued Int.	% of Port. Gain/Loss	Moody/S&P Fitch	Maturity Duration
<b>ABS</b>									
477870AC3	John Deere Owner Trust 2019-B A3 2.21% Due 12/15/2023	105,660.97	07/16/2019 2.23%	105,638.53 105,638.53	100.77 0.32%	106,470.55 103.78	0.10% 832.02	Aaa / NR AAA	2.04 0.40
47787NAC3	John Deere Owner Trust 2020-B A3 0.51% Due 11/15/2024	150,000.00	07/14/2020 0.52%	149,977.14 149,977.14	100.01 0.50%	150,012.45 34.00	0.13% 35.31	Aaa / NR AAA	2.96 0.83
58769KAD6	Mercedes-Benz Auto Lease Trust 2021- B A3 0.4% Due 11/15/2024	305,000.00	06/22/2021 0.40%	304,976.97 304,976.97	99.34 0.81%	302,990.05 54.22	0.27% (1,986.92)	NR / AAA AAA	2.96 1.62
09690AAC7	BMW Vehicle Lease Trust 2021-2 A3 0.33% Due 12/26/2024	190,000.00	09/08/2021 0.34%	189,980.39 189,980.39	99.40 0.72%	188,855.25 10.45	0.17% (1,125.14)	Aaa / NR AAA	3.07 1.57
43813GAC5	Honda Auto Receivables Trust 2021-1 A3 0.27% Due 4/21/2025	155,000.00	02/17/2021 0.27%	154,997.16 154,997.16	99.47 0.70%	154,185.79 11.63	0.14% (811.37)	Aaa / NR AAA	3.39 1.23
89240BAC2	Toyota Auto Receivables Owners 2021- A A3 0.26% Due 5/15/2025	565,000.00	02/02/2021 0.27%	564,895.14 564,895.14	99.61 0.56%	562,809.50 65.29	0.50% (2,085.64)	Aaa / NR AAA	3.46 1.29
47788UAC6	John Deere Owner Trust 2021-A A3 0.36% Due 9/15/2025	220,000.00	03/02/2021 0.37%	219,957.72 219,957.72	99.36 0.74%	218,602.56 35.20	0.20% (1,355.16)	Aaa / NR AAA	3.79 1.68
44934KAC8	Hyundai Auto Receivables Trust 2021-B A3 0.38% Due 1/15/2026	555,000.00	07/20/2021 0.39%	554,877.51 554,877.51	99.04 0.89%	549,647.58 93.73	0.49% (5,229.93)	NR / AAA AAA	4.13 1.90
43815GAC3	Honda Auto Receivables Trust 2021-4 A3 0.88% Due 1/21/2026	205,000.00	11/16/2021 0.89%	204,956.79 204,956.79	100.01 0.88%	205,015.79 35.08	0.18% 59.00	Aaa / NR AAA	4.15 2.23
47789QAC4	John Deere Owner Trust 2021-B A3 0.52% Due 3/16/2026	260,000.00	07/13/2021 0.52%	259,976.81 259,976.81	99.12 0.97%	257,701.08 60.09	0.23% (2,275.73)	Aaa / NR AAA	4.29 1.99
44935FAD6	Hyundai Auto Receivables Trust 2021-C A3 0.74% Due 5/15/2026	145,000.00	11/09/2021 0.75%	144,967.64 144,967.64	99.61 0.92%	144,434.79 41.73	0.13% (532.85)	NR / AAA AAA	4.46 2.23
<b>Total ABS</b>		<b>2,855,660.97</b>	<b>0.50%</b>	<b>2,855,201.80</b>	<b>0.75%</b>	<b>2,840,725.39</b> <b>545.20</b>	<b>2.54%</b> <b>(14,476.41)</b>	<b>Aaa / AAA</b> <b>AAA</b>	<b>3.63</b> <b>1.61</b>
<b>AGENCY</b>									
3135G0T45	FNMA Note 1.875% Due 4/5/2022	1,500,000.00	05/09/2017 2.02%	1,489,620.00 1,489,620.00	100.62 0.09%	1,509,283.50 4,375.00	1.35% 19,663.50	Aaa / AA+ AAA	0.35 0.35

# Holdings Report

As of November 30, 2021



CUSIP	Security Description	Par Value/Units	Purchase Date Book Yield	Cost Value Book Value	Mkt Price Mkt YTM	Market Value Accrued Int.	% of Port. Gain/Loss	Moody/S&P Fitch	Maturity Duration
<b>AGENCY</b>									
3135G0T94	FNMA Note 2.375% Due 1/19/2023	1,925,000.00	04/13/2018 2.75%	1,893,237.50 1,893,237.50	102.38 0.28%	1,970,763.03 16,763.54	1.78% 77,525.53	Aaa / AA+ AAA	1.14 1.12
3130ADRG9	FHLB Note 2.75% Due 3/10/2023	1,100,000.00	05/10/2018 2.88%	1,093,532.00 1,093,532.00	103.00 0.39%	1,133,038.50 6,806.25	1.02% 39,506.50	Aaa / AA+ NR	1.27 1.26
3137EAER6	FHLMC Note 0.375% Due 5/5/2023	1,600,000.00	06/23/2020 0.31%	1,602,992.00 1,602,992.00	99.96 0.40%	1,599,363.20 433.33	1.43% (3,628.80)	Aaa / AA+ AAA	1.43 1.42
3137EAEN5	FHLMC Note 2.75% Due 6/19/2023	1,900,000.00	Various 2.87%	1,889,989.00 1,889,989.00	103.62 0.41%	1,968,873.10 23,512.50	1.78% 78,884.10	Aaa / AA+ AAA	1.55 1.51
313383YJ4	FHLB Note 3.375% Due 9/8/2023	1,000,000.00	11/08/2018 3.22%	1,006,640.00 1,006,640.00	105.06 0.50%	1,050,590.00 7,781.25	0.95% 43,950.00	Aaa / AA+ NR	1.77 1.72
3135G0U43	FNMA Note 2.875% Due 9/12/2023	2,000,000.00	09/20/2018 3.05%	1,983,880.00 1,983,880.00	104.22 0.50%	2,084,394.00 12,618.06	1.87% 100,514.00	Aaa / AA+ AAA	1.78 1.74
3130A0F70	FHLB Note 3.375% Due 12/8/2023	1,350,000.00	01/16/2019 2.73%	1,389,406.50 1,389,406.50	105.61 0.58%	1,425,717.45 21,895.31	1.29% 36,310.95	Aaa / AA+ AAA	2.02 1.94
3130A1XJ2	FHLB Note 2.875% Due 6/14/2024	1,100,000.00	06/18/2019 1.95%	1,147,872.00 1,147,872.00	105.42 0.72%	1,159,668.40 14,670.49	1.05% 11,796.40	Aaa / AA+ NR	2.54 2.43
3135G0V75	FNMA Note 1.75% Due 7/2/2024	1,000,000.00	07/11/2019 1.91%	992,260.00 992,260.00	102.57 0.75%	1,025,719.00 7,243.06	0.92% 33,459.00	Aaa / AA+ AAA	2.59 2.52
3137EAEP0	FHLMC Note 1.5% Due 2/12/2025	1,345,000.00	02/13/2020 1.52%	1,343,964.35 1,343,964.35	101.85 0.91%	1,369,944.37 6,108.54	1.23% 25,980.02	Aaa / AA+ AAA	3.21 3.11
3135G03U5	FNMA Note 0.625% Due 4/22/2025	1,760,000.00	Various 0.63%	1,759,458.70 1,759,458.70	98.81 0.98%	1,739,117.60 1,191.67	1.56% (20,341.10)	Aaa / AA+ AAA	3.39 3.35
3130AJKW8	FHLB Note 0.5% Due 6/13/2025	675,000.00	06/24/2020 0.52%	674,473.50 674,473.50	98.40 0.96%	664,189.20 1,575.00	0.59% (10,284.30)	Aaa / AA+ AAA	3.54 3.48
3135G04Z3	FNMA Note 0.5% Due 6/17/2025	1,065,000.00	06/17/2020 0.54%	1,062,795.45 1,062,795.45	98.10 1.05%	1,044,798.02 2,425.83	0.94% (17,997.43)	Aaa / AA+ AAA	3.55 3.49
3137EAEU9	FHLMC Note 0.375% Due 7/21/2025	810,000.00	07/21/2020 0.48%	805,966.20 805,966.20	97.79 0.99%	792,120.06 1,096.88	0.71% (13,846.14)	Aaa / AA+ AAA	3.64 3.60
3135G05X7	FNMA Note 0.375% Due 8/25/2025	1,280,000.00	08/25/2020 0.47%	1,274,009.60 1,274,009.60	97.59 1.03%	1,249,145.60 1,280.00	1.12% (24,864.00)	Aaa / AA+ AAA	3.74 3.69
3137EAEX3	FHLMC Note 0.375% Due 9/23/2025	2,085,000.00	Various 0.45%	2,077,316.15 2,077,316.15	97.41 1.07%	2,031,046.46 1,476.88	1.82% (46,269.69)	Aaa / AA+ AAA	3.82 3.77



CUSIP	Security Description	Par Value/Units	Purchase Date Book Yield	Cost Value Book Value	Mkt Price Mkt YTM	Market Value Accrued Int.	% of Port. Gain/Loss	Moody/S&P Fitch	Maturity Duration
<b>AGENCY</b>									
3135G06G3	FNMA Note 0.5% Due 11/7/2025	1,385,000.00	11/09/2020 0.57%	1,380,041.70 1,380,041.70	97.82 1.07%	1,354,795.92 461.67	1.21% (25,245.78)	Aaa / AA+ AAA	3.94 3.88
<b>Total Agency</b>		<b>24,880,000.00</b>	<b>1.66%</b>	<b>24,867,454.65</b>	<b>0.67%</b>	<b>25,172,567.41</b> <b>131,715.26</b>	<b>22.61%</b> <b>305,112.76</b>	<b>Aaa / AA+</b> <b>AAA</b>	<b>2.40</b> <b>2.36</b>
<b>CASH</b>									
90COCM\$00	Summary of Cash Held in Trust *See Details (Attached)	2,696,074.85	Various 0.00%	2,696,074.85 2,696,074.85	1.00 0.00%	2,696,074.85 0.00	2.41% 0.00	NR / NR NR	0.00 0.00
90JPMC\$02	JP Morgan Chase Checking Account	1,636,098.34	Various 0.00%	1,636,098.34 1,636,098.34	1.00 0.00%	1,636,098.34 0.00	1.46% 0.00	NR / NR NR	0.00 0.00
<b>Total Cash</b>		<b>4,332,173.19</b>	<b>N/A</b>	<b>4,332,173.19</b>	<b>0.00%</b>	<b>4,332,173.19</b> <b>0.00</b>	<b>3.87%</b> <b>0.00</b>	<b>NR / NR</b> <b>NR</b>	<b>0.00</b> <b>0.00</b>
<b>CORPORATE</b>									
89236TDP7	Toyota Motor Credit Corp Note 2.6% Due 1/11/2022	250,000.00	10/22/2018 3.40%	243,967.50 243,967.50	100.24 0.52%	250,591.25 2,527.78	0.23% 6,623.75	A1 / A+ A+	0.12 0.11
525ESCIB7	Lehman Brothers Note-Defaulted Due 1/24/2022	2,500,000.00	04/17/2012 0.00%	15,443.12 15,443.12	0.55 0.00%	13,750.00 0.00	0.01% (1,693.12)	NR / NR NR	0.15 0.00
525ESC2W8	Lehman Brothers ESCROW CUSIP - Defaulted Due 2/6/2022	2,500,000.00	04/17/2012 0.00%	15,350.90 15,350.90	0.55 0.00%	13,750.00 0.00	0.01% (1,600.90)	NR / NR NR	0.19 0.00
69353RFE3	PNC Bank Callable Note Cont 6/28/2022 2.45% Due 7/28/2022	1,000,000.00	08/17/2017 2.33%	1,005,340.00 1,005,340.00	101.15 0.45%	1,011,542.00 8,370.83	0.91% 6,202.00	A2 / A A+	0.66 0.57
166764AB6	Chevron Corp Callable Note Cont 9/5/2022 2.355% Due 12/5/2022	650,000.00	06/25/2018 3.21%	627,172.00 627,172.00	101.31 0.63%	658,541.00 7,483.67	0.60% 31,369.00	Aa2 / AA- NR	1.01 0.75
06051GEU9	Bank of America Corp Note 3.3% Due 1/11/2023	800,000.00	06/27/2018 3.63%	789,016.00 789,016.00	103.01 0.58%	824,094.40 10,266.67	0.75% 35,078.40	A2 / A- AA-	1.12 1.09



CUSIP	Security Description	Par Value/Units	Purchase Date Book Yield	Cost Value Book Value	Mkt Price Mkt YTM	Market Value Accrued Int.	% of Port. Gain/Loss	Moody/S&P Fitch	Maturity Duration
<b>CORPORATE</b>									
48128BAB7	JP Morgan Chase & Co Callable Note 1X 1/15/2022 2.972% Due 1/15/2023	500,000.00	04/13/2018 3.41%	490,550.00 490,550.00	100.26 0.89%	501,294.50 5,613.78	0.45% 10,744.50	A2 / A- AA-	1.13 0.12
30231GAR3	Exxon Mobil Corp Callable Note Cont 1/1/2023 2.726% Due 3/1/2023	800,000.00	11/27/2018 3.46%	776,832.00 776,832.00	102.36 0.55%	818,844.00 5,452.00	0.74% 42,012.00	Aa2 / AA- NR	1.25 1.07
02665WCT6	American Honda Finance Note 3.55% Due 1/12/2024	1,000,000.00	01/23/2019 3.45%	1,004,430.00 1,004,430.00	105.33 1.00%	1,053,305.00 13,706.94	0.95% 48,875.00	A3 / A- NR	2.12 2.02
89114QCB2	Toronto Dominion Bank Note 3.25% Due 3/11/2024	1,000,000.00	03/26/2019 2.95%	1,013,580.00 1,013,580.00	105.15 0.96%	1,051,489.00 7,222.22	0.95% 37,909.00	A1 / A AA-	2.28 2.19
808513BN4	Charles Schwab Corp Callable Note Cont 2/18/2024 0.75% Due 3/18/2024	1,000,000.00	03/17/2021 0.72%	1,000,810.00 1,000,810.00	99.61 0.93%	996,086.00 1,520.83	0.89% (4,724.00)	A2 / A A	2.30 2.19
023135BW5	Amazon.com Inc Note 0.45% Due 5/12/2024	500,000.00	05/10/2021 0.50%	499,270.00 499,270.00	98.94 0.89%	494,704.50 118.75	0.44% (4,565.50)	A1 / AA AA-	2.45 2.43
79466LAG9	Salesforce.com Inc Callable Note Cont 7/15/2022 0.625% Due 7/15/2024	125,000.00	06/29/2021 0.64%	124,936.25 124,936.25	99.21 1.90%	124,013.50 301.65	0.11% (922.75)	A2 / A+ NR	2.62 0.62
78015K7C2	Royal Bank of Canada Note 2.25% Due 11/1/2024	750,000.00	05/19/2020 1.54%	772,882.50 772,882.50	103.08 1.17%	773,124.75 1,406.25	0.69% 242.25	A2 / A AA-	2.92 2.82
90331HPL1	US Bank NA Callable Note Cont 12/21/2024 2.05% Due 1/21/2025	1,000,000.00	01/16/2020 2.10%	997,870.00 997,870.00	102.84 1.10%	1,028,376.00 7,402.78	0.93% 30,506.00	A1 / AA- AA-	3.15 2.94
46647PBH8	JP Morgan Chase & Co Callable Note Mthly 3/13/2025 2.005% Due 3/13/2026	500,000.00	03/16/2021 1.33%	514,575.00 514,575.00	101.40 1.57%	506,988.50 2,172.08	0.46% (7,586.50)	A2 / A- AA-	4.28 3.16
91324PEC2	United Health Group Inc Callable Note Cont 4/15/2026 1.15% Due 5/15/2026	785,000.00	Various 1.04%	788,842.40 788,842.40	98.76 1.44%	775,240.11 401.22	0.69% (13,602.29)	A3 / A+ A	4.46 4.25
89236TJK2	Toyota Motor Credit Corp Note 1.125% Due 6/18/2026	665,000.00	06/15/2021 1.13%	664,707.40 664,707.40	98.21 1.53%	653,107.80 3,387.34	0.59% (11,599.60)	A1 / A+ A+	4.55 4.39
06368FAC3	Bank of Montreal Note 1.25% Due 9/15/2026	1,000,000.00	10/14/2021 1.49%	988,680.00 988,680.00	98.08 1.67%	980,800.00 2,638.89	0.88% (7,880.00)	A2 / A- AA-	4.79 4.61



CUSIP	Security Description	Par Value/Units	Purchase Date Book Yield	Cost Value Book Value	Mkt Price Mkt YTM	Market Value Accrued Int.	% of Port. Gain/Loss	Moody/S&P Fitch	Maturity Duration
<b>CORPORATE</b>									
931142ER0	Wal-Mart Stores Callable Note Cont 08/17/2026 1.05% Due 9/17/2026	155,000.00	09/08/2021 1.09%	154,707.05 154,707.05	98.92 1.29%	153,326.93 334.54	0.14% (1,380.12)	Aa2 / AA AA	4.80 4.57
<b>Total Corporate</b>		<b>17,480,000.00</b>	<b>2.17%</b>	<b>12,488,962.12</b>	<b>1.01%</b>	<b>12,682,969.24</b>	<b>11.41%</b>	<b>A1 / A</b>	<b>2.51</b>
						<b>80,328.22</b>	<b>194,007.12</b>	<b>A+</b>	<b>2.29</b>
<b>LAIF</b>									
90LAIF\$00	Local Agency Investment Fund State Pool	44,963,145.84	Various 0.20%	44,963,145.84 44,963,145.84	1.00 0.20%	44,963,145.84 12,450.51	40.19% 0.00	NR / NR NR	0.00 0.00
<b>Total LAIF</b>		<b>44,963,145.84</b>	<b>0.20%</b>	<b>44,963,145.84</b>	<b>0.20%</b>	<b>44,963,145.84</b>	<b>40.19%</b>	<b>NR / NR</b>	<b>0.00</b>
						<b>12,450.51</b>	<b>0.00</b>	<b>NR</b>	<b>0.00</b>
<b>MONEY MARKET FUND</b>									
94975H312	Wells Fargo Advantage Treasury Plus MMF	168,240.85	Various 0.01%	168,240.85 168,240.85	1.00 0.01%	168,240.85 0.00	0.15% 0.00	Aaa / AAA NR	0.00 0.00
<b>Total Money Market Fund</b>		<b>168,240.85</b>	<b>0.01%</b>	<b>168,240.85</b>	<b>0.01%</b>	<b>168,240.85</b>	<b>0.15%</b>	<b>Aaa / AAA</b>	<b>0.00</b>
						<b>0.00</b>	<b>0.00</b>	<b>NR</b>	<b>0.00</b>
<b>US TREASURY</b>									
912828XW5	US Treasury Note 1.75% Due 6/30/2022	1,175,000.00	07/14/2017 1.86%	1,168,899.44 1,168,899.44	100.95 0.12%	1,186,153.10 8,604.96	1.07% 17,253.66	Aaa / AA+ AAA	0.58 0.58
9128282P4	US Treasury Note 1.875% Due 7/31/2022	2,075,000.00	Various 1.76%	2,085,765.74 2,085,765.74	101.16 0.14%	2,099,074.15 13,003.99	1.89% 13,308.41	Aaa / AA+ AAA	0.67 0.66
9128282W9	US Treasury Note 1.875% Due 9/30/2022	2,100,000.00	10/18/2017 1.98%	2,089,253.91 2,089,253.91	101.40 0.19%	2,129,448.30 6,706.73	1.91% 40,194.39	Aaa / AA+ AAA	0.83 0.83
912828W48	US Treasury Note 2.125% Due 2/29/2024	1,500,000.00	04/17/2019 2.41%	1,480,546.88 1,480,546.88	103.36 0.62%	1,550,449.50 8,100.83	1.39% 69,902.62	Aaa / AA+ AAA	2.25 2.19
912828WJ5	US Treasury Note 2.5% Due 5/15/2024	1,125,000.00	06/10/2019 1.90%	1,156,376.95 1,156,376.95	104.42 0.68%	1,174,702.50 1,243.09	1.05% 18,325.55	Aaa / AA+ AAA	2.46 2.39
9128282N9	US Treasury Note 2.125% Due 7/31/2024	1,000,000.00	08/28/2019 1.39%	1,034,648.44 1,034,648.44	103.67 0.73%	1,036,719.00 7,102.58	0.93% 2,070.56	Aaa / AA+ AAA	2.67 2.58

## Holdings Report

As of November 30, 2021



CUSIP	Security Description	Par Value/Units	Purchase Date Book Yield	Cost Value Book Value	Mkt Price Mkt YTM	Market Value Accrued Int.	% of Port. Gain/Loss	Moody/S&P Fitch	Maturity Duration
<b>US TREASURY</b>									
9128282Y5	US Treasury Note 2.125% Due 9/30/2024	1,525,000.00	11/12/2019 1.77%	1,550,496.09 1,550,496.09	103.77 0.78%	1,582,544.35 5,519.75	1.42% 32,048.26	Aaa / AA+ AAA	2.84 2.75
912828YV6	US Treasury Note 1.5% Due 11/30/2024	1,300,000.00	12/12/2019 1.73%	1,286,136.72 1,286,136.72	102.00 0.82%	1,326,050.70 53.57	1.19% 39,913.98	Aaa / AA+ AAA	3.00 2.93
912828ZC7	US Treasury Note 1.125% Due 2/28/2025	825,000.00	03/24/2020 0.51%	849,846.68 849,846.68	100.73 0.90%	831,058.80 2,358.77	0.74% (18,787.88)	Aaa / AA+ AAA	3.25 3.18
9128284Z0	US Treasury Note 2.75% Due 8/31/2025	1,000,000.00	05/27/2021 0.63%	1,088,789.06 1,088,789.06	106.44 0.99%	1,064,414.00 6,988.95	0.96% (24,375.06)	Aaa / AA+ AAA	3.75 3.55
91282CBC4	US Treasury Note 0.375% Due 12/31/2025	2,325,000.00	Various 0.39%	2,323,008.79 2,323,008.79	97.25 1.06%	2,261,153.18 3,648.60	2.02% (61,855.61)	Aaa / AA+ AAA	4.09 4.03
91282CBH3	US Treasury Note 0.375% Due 1/31/2026	1,300,000.00	02/16/2021 0.56%	1,288,574.22 1,288,574.22	97.13 1.08%	1,262,675.70 1,629.42	1.13% (25,898.52)	Aaa / AA+ AAA	4.17 4.11
91282CBT7	US Treasury Note 0.75% Due 3/31/2026	1,660,000.00	04/28/2021 0.86%	1,651,375.78 1,651,375.78	98.55 1.09%	1,635,943.28 2,120.60	1.46% (15,432.50)	Aaa / AA+ AAA	4.33 4.24
91282CCF6	US Treasury Note 0.75% Due 5/31/2026	1,200,000.00	06/17/2021 0.89%	1,191,843.75 1,191,843.75	98.43 1.11%	1,181,156.40 24.73	1.06% (10,687.35)	Aaa / AA+ AAA	4.50 4.41
9128282A7	US Treasury Note 1.5% Due 8/15/2026	1,100,000.00	09/23/2021 0.91%	1,131,023.44 1,131,023.44	101.72 1.12%	1,118,949.70 4,842.39	1.00% (12,073.74)	Aaa / AA+ AAA	4.71 4.52
<b>Total US Treasury</b>		<b>21,210,000.00</b>	<b>1.33%</b>	<b>21,376,585.89</b> <b>21,376,585.89</b>	<b>0.73%</b>	<b>21,440,492.66</b> <b>71,948.96</b>	<b>19.23%</b> <b>63,906.77</b>	<b>Aaa / AA+</b> <b>AAA</b>	<b>2.81</b> <b>2.74</b>
<b>TOTAL PORTFOLIO</b>		<b>115,889,220.85</b>	<b>0.97%</b>	<b>111,051,764.34</b> <b>111,051,764.34</b>	<b>0.51%</b>	<b>111,600,314.58</b> <b>296,988.15</b>	<b>100.00%</b> <b>548,550.24</b>	<b>Aa1 / AA</b> <b>AAA</b>	<b>1.46</b> <b>1.36</b>
<b>TOTAL MARKET VALUE PLUS ACCRUED</b>						<b>111,897,302.73</b>			



Transaction Type	Settlement Date	CUSIP	Quantity	Security Description	Price	Acq/Disp Yield	Amount	Interest Pur/Sold	Total Amount	Gain/Loss
<b>ACQUISITIONS</b>										
Purchase	11/01/2021	94975H312	8,437.50	Wells Fargo Advantage Treasury Plus MMF	1.000	0.01%	8,437.50	0.00	8,437.50	0.00
Purchase	11/02/2021	94975H312	1.40	Wells Fargo Advantage Treasury Plus MMF	1.000	0.01%	1.40	0.00	1.40	0.00
Purchase	11/05/2021	94975H312	3,000.00	Wells Fargo Advantage Treasury Plus MMF	1.000	0.01%	3,000.00	0.00	3,000.00	0.00
Purchase	11/07/2021	94975H312	3,462.50	Wells Fargo Advantage Treasury Plus MMF	1.000	0.01%	3,462.50	0.00	3,462.50	0.00
Purchase	11/12/2021	94975H312	100,924.63	Wells Fargo Advantage Treasury Plus MMF	1.000	0.01%	100,924.63	0.00	100,924.63	0.00
Purchase	11/12/2021	94975H312	1,125.00	Wells Fargo Advantage Treasury Plus MMF	1.000	0.01%	1,125.00	0.00	1,125.00	0.00
Purchase	11/15/2021	94975H312	18,475.94	Wells Fargo Advantage Treasury Plus MMF	1.000	0.01%	18,475.94	0.00	18,475.94	0.00
Purchase	11/15/2021	94975H312	175.75	Wells Fargo Advantage Treasury Plus MMF	1.000	0.01%	175.75	0.00	175.75	0.00
Purchase	11/15/2021	94975H312	63.75	Wells Fargo Advantage Treasury Plus MMF	1.000	0.01%	63.75	0.00	63.75	0.00
Purchase	11/15/2021	94975H312	66.00	Wells Fargo Advantage Treasury Plus MMF	1.000	0.01%	66.00	0.00	66.00	0.00
Purchase	11/15/2021	94975H312	112.67	Wells Fargo Advantage Treasury Plus MMF	1.000	0.01%	112.67	0.00	112.67	0.00
Purchase	11/15/2021	94975H312	101.67	Wells Fargo Advantage Treasury Plus MMF	1.000	0.01%	101.67	0.00	101.67	0.00
Purchase	11/15/2021	94975H312	122.42	Wells Fargo Advantage Treasury Plus MMF	1.000	0.01%	122.42	0.00	122.42	0.00
Purchase	11/15/2021	94975H312	13,902.59	Wells Fargo Advantage Treasury Plus MMF	1.000	0.01%	13,902.59	0.00	13,902.59	0.00
Purchase	11/17/2021	44935FAD6	145,000.00	Hyundai Auto Receivables Trust 2021-C A3 0.74% Due 5/15/2026	99.978	0.75%	144,967.64	0.00	144,967.64	0.00
Purchase	11/18/2021	94975H312	302,839.01	Wells Fargo Advantage Treasury Plus MMF	1.000	0.01%	302,839.01	0.00	302,839.01	0.00



Transaction Type	Settlement Date	CUSIP	Quantity	Security Description	Price	Acq/Disp Yield	Amount	Interest Pur/Sold	Total Amount	Gain/Loss
<b>ACQUISITIONS</b>										
Purchase	11/22/2021	94975H312	34.88	Wells Fargo Advantage Treasury Plus MMF	1.000	0.01%	34.88	0.00	34.88	0.00
Purchase	11/24/2021	43815GAC3	205,000.00	Honda Auto Receivables Trust 2021-4 A3 0.88% Due 1/21/2026	99.979	0.89%	204,956.79	0.00	204,956.79	0.00
Purchase	11/26/2021	94975H312	52.25	Wells Fargo Advantage Treasury Plus MMF	1.000	0.01%	52.25	0.00	52.25	0.00
Purchase	11/30/2021	94975H312	14,250.00	Wells Fargo Advantage Treasury Plus MMF	1.000	0.01%	14,250.00	0.00	14,250.00	0.00
<b>Subtotal</b>			<b>817,147.96</b>				<b>817,072.39</b>	<b>0.00</b>	<b>817,072.39</b>	<b>0.00</b>
Security Contribution	11/30/2021	90COCM\$00	59,124.99	Summary of Cash Held in Trust *See Details (Attached)	1.000		59,124.99	0.00	59,124.99	0.00
Security Contribution	11/30/2021	90JPMC\$02	577,018.05	JP Morgan Chase Checking Account	1.000		577,018.05	0.00	577,018.05	0.00
Security Contribution	11/30/2021	90LAIF\$00	8,850,000.00	Local Agency Investment Fund State Pool	1.000		8,850,000.00	0.00	8,850,000.00	0.00
<b>Subtotal</b>			<b>9,486,143.04</b>				<b>9,486,143.04</b>	<b>0.00</b>	<b>9,486,143.04</b>	<b>0.00</b>
Short Sale	11/17/2021	94975H312	-144,967.64	Wells Fargo Advantage Treasury Plus MMF	1.000		-144,967.64	0.00	-144,967.64	0.00
Short Sale	11/24/2021	94975H312	-204,956.79	Wells Fargo Advantage Treasury Plus MMF	1.000		-204,956.79	0.00	-204,956.79	0.00
<b>Subtotal</b>			<b>-349,924.43</b>				<b>-349,924.43</b>	<b>0.00</b>	<b>-349,924.43</b>	<b>0.00</b>
<b>TOTAL ACQUISITIONS</b>			<b>9,953,366.57</b>				<b>9,953,291.00</b>	<b>0.00</b>	<b>9,953,291.00</b>	<b>0.00</b>
<b>DISPOSITIONS</b>										
Closing Purchase	11/17/2021	94975H312	-144,967.64	Wells Fargo Advantage Treasury Plus MMF	1.000		-144,967.64	0.00	-144,967.64	0.00
Closing Purchase	11/24/2021	94975H312	-204,956.79	Wells Fargo Advantage Treasury Plus MMF	1.000		-204,956.79	0.00	-204,956.79	0.00
<b>Subtotal</b>			<b>-349,924.43</b>				<b>-349,924.43</b>	<b>0.00</b>	<b>-349,924.43</b>	<b>0.00</b>





Transaction Type	Settlement Date	CUSIP	Quantity	Security Description	Price	Acq/Disp Yield	Amount	Interest Pur/Sold	Total Amount	Gain/Loss
<b>DISPOSITIONS</b>										
Sale	11/12/2021	912828W89	100,000.00	US Treasury Note 1.875% Due 3/31/2022	100.703	0.03%	100,703.13	221.50	100,924.63	181.31
Sale	11/17/2021	94975H312	144,967.64	Wells Fargo Advantage Treasury Plus MMF	1.000	0.01%	144,967.64	0.00	144,967.64	0.00
Sale	11/18/2021	912828G53	300,000.00	US Treasury Note 1.875% Due 11/30/2021	100.070	-0.27%	300,210.94	2,628.07	302,839.01	-94.75
Sale	11/24/2021	94975H312	204,956.79	Wells Fargo Advantage Treasury Plus MMF	1.000	0.01%	204,956.79	0.00	204,956.79	0.00
<b>Subtotal</b>			<b>749,924.43</b>				<b>750,838.50</b>	<b>2,849.57</b>	<b>753,688.07</b>	<b>86.56</b>
Paydown	11/15/2021	44934KAC8	0.00	Hyundai Auto Receivables Trust 2021-B A3 0.38% Due 1/15/2026	100.000		0.00	175.75	175.75	0.00
Paydown	11/15/2021	477870AC3	13,682.80	John Deere Owner Trust 2019-B A3 2.21% Due 12/15/2023	100.000		13,682.80	219.79	13,902.59	2.91
Paydown	11/15/2021	47787NAC3	0.00	John Deere Owner Trust 2020-B A3 0.51% Due 11/15/2024	100.000		0.00	63.75	63.75	0.00
Paydown	11/15/2021	47788UAC6	0.00	John Deere Owner Trust 2021-A A3 0.36% Due 9/15/2025	100.000		0.00	66.00	66.00	0.00
Paydown	11/15/2021	47789QAC4	0.00	John Deere Owner Trust 2021-B A3 0.52% Due 3/16/2026	100.000		0.00	112.67	112.67	0.00
Paydown	11/15/2021	58769KAD6	0.00	Mercedes-Benz Auto Lease Trust 2021- B A3 0.4% Due 11/15/2024	100.000		0.00	101.67	101.67	0.00
Paydown	11/15/2021	89240BAC2	0.00	Toyota Auto Receivables Owners 2021- A A3 0.26% Due 5/15/2025	100.000		0.00	122.42	122.42	0.00
Paydown	11/22/2021	43813GAC5	0.00	Honda Auto Receivables Trust 2021-1 A3 0.27% Due 4/21/2025	100.000		0.00	34.88	34.88	0.00



Transaction Type	Settlement Date	CUSIP	Quantity	Security Description	Price	Acq/Disp Yield	Amount	Interest Pur/Sold	Total Amount	Gain/Loss
<b>DISPOSITIONS</b>										
Paydown	11/26/2021	09690AAC7	0.00	BMW Vehicle Lease Trust 2021-2 A3 0.33% Due 12/26/2024	100.000		0.00	52.25	52.25	0.00
<b>Subtotal</b>			<b>13,682.80</b>				<b>13,682.80</b>	<b>949.18</b>	<b>14,631.98</b>	<b>2.91</b>
<b>TOTAL DISPOSITIONS</b>			<b>413,682.80</b>				<b>414,596.87</b>	<b>3,798.75</b>	<b>418,395.62</b>	<b>89.47</b>

<b>OTHER TRANSACTIONS</b>										
Interest	11/01/2021	78015K7C2	750,000.00	Royal Bank of Canada Note 2.25% Due 11/1/2024	0.000		8,437.50	0.00	8,437.50	0.00
Interest	11/05/2021	3137EAER6	1,600,000.00	FHLMC Note 0.375% Due 5/5/2023	0.000		3,000.00	0.00	3,000.00	0.00
Interest	11/07/2021	3135G06G3	1,385,000.00	FNMA Note 0.5% Due 11/7/2025	0.000		3,462.50	0.00	3,462.50	0.00
Interest	11/12/2021	023135BW5	500,000.00	Amazon.com Inc Note 0.45% Due 5/12/2024	0.000		1,125.00	0.00	1,125.00	0.00
Interest	11/15/2021	912828WJ5	1,125,000.00	US Treasury Note 2.5% Due 5/15/2024	0.000		14,062.50	0.00	14,062.50	0.00
Interest	11/15/2021	91324PEC2	785,000.00	United Health Group Inc Callable Note Cont 4/15/2026 1.15% Due 5/15/2026	0.000		4,413.44	0.00	4,413.44	0.00
Interest	11/30/2021	912828YV6	1,300,000.00	US Treasury Note 1.5% Due 11/30/2024	0.000		9,750.00	0.00	9,750.00	0.00
Interest	11/30/2021	91282CCF6	1,200,000.00	US Treasury Note 0.75% Due 5/31/2026	0.000		4,500.00	0.00	4,500.00	0.00
<b>Subtotal</b>			<b>8,645,000.00</b>				<b>48,750.94</b>	<b>0.00</b>	<b>48,750.94</b>	<b>0.00</b>

# Transaction Ledger

As of November 30, 2021



Transaction Type	Settlement Date	CUSIP	Quantity	Security Description	Price	Acq/Disp Yield	Amount	Interest Pur/Sold	Total Amount	Gain/Loss
<b>OTHER TRANSACTIONS</b>										
Dividend	11/02/2021	94975H312	59,454.82	Wells Fargo Advantage Treasury Plus MMF	0.000		1.40	0.00	1.40	0.00
<b>Subtotal</b>			<b>59,454.82</b>				<b>1.40</b>	<b>0.00</b>	<b>1.40</b>	<b>0.00</b>
<b>TOTAL OTHER TRANSACTIONS</b>			<b>8,704,454.82</b>				<b>48,752.34</b>	<b>0.00</b>	<b>48,752.34</b>	<b>0.00</b>

## Income Earned

As of November 30, 2021



CUSIP	Security Description	Trade Date Settle Date Units	Book Value: Begin Book Value: Acq Book Value: Disp Book Value: End	Prior Accrued Inc. Received Ending Accrued Total Interest	Accr. Of Discount Amort. Of Premium Net Accret/Amort Income Earned	Total Income
<b>FIXED INCOME</b>						
023135BW5	Amazon.com Inc Note 0.45% Due 05/12/2024	05/10/2021 05/12/2021 500,000.00	499,270.00 0.00 0.00 499,270.00	1,056.25 1,125.00 118.75 187.50	0.00 0.00 0.00 187.50	187.50
02665WCT6	American Honda Finance Note 3.55% Due 01/12/2024	01/23/2019 01/25/2019 1,000,000.00	1,004,430.00 0.00 0.00 1,004,430.00	10,748.61 0.00 13,706.94 2,958.33	0.00 0.00 0.00 2,958.33	2,958.33
06051GEU9	Bank of America Corp Note 3.3% Due 01/11/2023	06/27/2018 06/29/2018 800,000.00	789,016.00 0.00 0.00 789,016.00	8,066.67 0.00 10,266.67 2,200.00	0.00 0.00 0.00 2,200.00	2,200.00
06368FAC3	Bank of Montreal Note 1.25% Due 09/15/2026	10/14/2021 10/18/2021 1,000,000.00	988,680.00 0.00 0.00 988,680.00	1,597.22 0.00 2,638.89 1,041.67	0.00 0.00 0.00 1,041.67	1,041.67
09690AAC7	BMW Vehicle Lease Trust 2021-2 A3 0.33% Due 12/26/2024	09/08/2021 09/15/2021 190,000.00	189,980.39 0.00 0.00 189,980.39	10.45 52.25 10.45 52.25	0.00 0.00 0.00 52.25	52.25
166764AB6	Chevron Corp Callable Note Cont 9/5/2022 2.355% Due 12/05/2022	06/25/2018 06/27/2018 650,000.00	627,172.00 0.00 0.00 627,172.00	6,208.04 0.00 7,483.67 1,275.63	0.00 0.00 0.00 1,275.63	1,275.63
30231GAR3	Exxon Mobil Corp Callable Note Cont 1/1/2023 2.726% Due 03/01/2023	11/27/2018 11/29/2018 800,000.00	776,832.00 0.00 0.00 776,832.00	3,634.67 0.00 5,452.00 1,817.33	0.00 0.00 0.00 1,817.33	1,817.33
3130A0F70	FHLB Note 3.375% Due 12/08/2023	01/16/2019 01/17/2019 1,350,000.00	1,389,406.50 0.00 0.00 1,389,406.50	18,098.44 0.00 21,895.31 3,796.87	0.00 0.00 0.00 3,796.87	3,796.87
3130A1XJ2	FHLB Note 2.875% Due 06/14/2024	06/18/2019 06/20/2019 1,100,000.00	1,147,872.00 0.00 0.00 1,147,872.00	12,035.07 0.00 14,670.49 2,635.42	0.00 0.00 0.00 2,635.42	2,635.42

## Income Earned

As of November 30, 2021



CUSIP	Security Description	Trade Date Settle Date Units	Book Value: Begin Book Value: Acq Book Value: Disp Book Value: End	Prior Accrued Inc. Received Ending Accrued Total Interest	Accr. Of Discount Amort. Of Premium Net Accret/Amort Income Earned	Total Income
3130ADRG9	FHLB Note 2.75% Due 03/10/2023	05/10/2018 05/14/2018 1,100,000.00	1,093,532.00 0.00 0.00 1,093,532.00	4,285.42 0.00 6,806.25 2,520.83	0.00 0.00 0.00 2,520.83	2,520.83
3130AJKW8	FHLB Note 0.5% Due 06/13/2025	06/24/2020 06/25/2020 675,000.00	674,473.50 0.00 0.00 674,473.50	1,293.75 0.00 1,575.00 281.25	0.00 0.00 0.00 281.25	281.25
313383YJ4	FHLB Note 3.375% Due 09/08/2023	11/08/2018 11/09/2018 1,000,000.00	1,006,640.00 0.00 0.00 1,006,640.00	4,968.75 0.00 7,781.25 2,812.50	0.00 0.00 0.00 2,812.50	2,812.50
3135G03U5	FNMA Note 0.625% Due 04/22/2025	Various Various 1,760,000.00	1,759,458.70 0.00 0.00 1,759,458.70	275.00 0.00 1,191.67 916.67	0.00 0.00 0.00 916.67	916.67
3135G04Z3	FNMA Note 0.5% Due 06/17/2025	06/17/2020 06/19/2020 1,065,000.00	1,062,795.45 0.00 0.00 1,062,795.45	1,982.08 0.00 2,425.83 443.75	0.00 0.00 0.00 443.75	443.75
3135G05X7	FNMA Note 0.375% Due 08/25/2025	08/25/2020 08/27/2020 1,280,000.00	1,274,009.60 0.00 0.00 1,274,009.60	880.00 0.00 1,280.00 400.00	0.00 0.00 0.00 400.00	400.00
3135G06G3	FNMA Note 0.5% Due 11/07/2025	11/09/2020 11/12/2020 1,385,000.00	1,380,041.70 0.00 0.00 1,380,041.70	3,347.08 3,462.50 461.67 577.09	0.00 0.00 0.00 577.09	577.09
3135G0T45	FNMA Note 1.875% Due 04/05/2022	05/09/2017 05/10/2017 1,500,000.00	1,489,620.00 0.00 0.00 1,489,620.00	2,031.25 0.00 4,375.00 2,343.75	0.00 0.00 0.00 2,343.75	2,343.75
3135G0T94	FNMA Note 2.375% Due 01/19/2023	04/13/2018 04/16/2018 1,925,000.00	1,893,237.50 0.00 0.00 1,893,237.50	12,953.65 0.00 16,763.54 3,809.89	0.00 0.00 0.00 3,809.89	3,809.89

Income Earned

As of November 30, 2021



CUSIP	Security Description	Trade Date Settle Date Units	Book Value: Begin Book Value: Acq Book Value: Disp Book Value: End	Prior Accrued Inc. Received Ending Accrued Total Interest	Accr. Of Discount Amort. Of Premium Net Accret/Amort Income Earned	Total Income
3135G0U43	FNMA Note 2.875% Due 09/12/2023	09/20/2018 09/21/2018 2,000,000.00	1,983,880.00 0.00 0.00 1,983,880.00	7,826.39 0.00 12,618.06 4,791.67	0.00 0.00 0.00 4,791.67	4,791.67
3135G0V75	FNMA Note 1.75% Due 07/02/2024	07/11/2019 07/12/2019 1,000,000.00	992,260.00 0.00 0.00 992,260.00	5,784.72 0.00 7,243.06 1,458.34	0.00 0.00 0.00 1,458.34	1,458.34
3137EAEN5	FHLMC Note 2.75% Due 06/19/2023	Various Various 1,900,000.00	1,889,989.00 0.00 0.00 1,889,989.00	19,158.33 0.00 23,512.50 4,354.17	0.00 0.00 0.00 4,354.17	4,354.17
3137EAEP0	FHLMC Note 1.5% Due 02/12/2025	02/13/2020 02/14/2020 1,345,000.00	1,343,964.35 0.00 0.00 1,343,964.35	4,427.29 0.00 6,108.54 1,681.25	0.00 0.00 0.00 1,681.25	1,681.25
3137EAER6	FHLMC Note 0.375% Due 05/05/2023	06/23/2020 06/24/2020 1,600,000.00	1,602,992.00 0.00 0.00 1,602,992.00	2,933.33 3,000.00 433.33 500.00	0.00 0.00 0.00 500.00	500.00
3137EAEU9	FHLMC Note 0.375% Due 07/21/2025	07/21/2020 07/23/2020 810,000.00	805,966.20 0.00 0.00 805,966.20	843.75 0.00 1,096.88 253.13	0.00 0.00 0.00 253.13	253.13
3137EAEX3	FHLMC Note 0.375% Due 09/23/2025	Various Various 2,085,000.00	2,077,316.15 0.00 0.00 2,077,316.15	825.32 0.00 1,476.88 651.56	0.00 0.00 0.00 651.56	651.56
43813GAC5	Honda Auto Receivables Trust 2021-1 A3 0.27% Due 04/21/2025	02/17/2021 02/24/2021 155,000.00	154,997.16 0.00 0.00 154,997.16	11.63 34.88 11.63 34.88	0.00 0.00 0.00 34.88	34.88
43815GAC3	Honda Auto Receivables Trust 2021-4 A3 0.88% Due 01/21/2026	11/16/2021 11/24/2021 205,000.00	0.00 204,956.79 0.00 204,956.79	0.00 0.00 35.08 35.08	0.00 0.00 0.00 35.08	35.08



CUSIP	Security Description	Trade Date Settle Date Units	Book Value: Begin Book Value: Acq Book Value: Disp Book Value: End	Prior Accrued Inc. Received Ending Accrued Total Interest	Accr. Of Discount Amort. Of Premium Net Accret/Amort Income Earned	Total Income
44934KAC8	Hyundai Auto Receivables Trust 2021-B A3 0.38% Due 01/15/2026	07/20/2021 07/28/2021 555,000.00	554,877.51 0.00 0.00 554,877.51	93.73 175.75 93.73 175.75	0.00 0.00 0.00 175.75	175.75
44935FAD6	Hyundai Auto Receivables Trust 2021-C A3 0.74% Due 05/15/2026	11/09/2021 11/17/2021 145,000.00	0.00 144,967.64 0.00 144,967.64	0.00 0.00 41.73 41.73	0.00 0.00 0.00 41.73	41.73
46647PBH8	JP Morgan Chase & Co Callable Note Mthly 3/13/2025 2.005% Due 03/13/2026	03/16/2021 03/18/2021 500,000.00	514,575.00 0.00 0.00 514,575.00	1,336.67 0.00 2,172.08 835.41	0.00 0.00 0.00 835.41	835.41
477870AC3	John Deere Owner Trust 2019-B A3 2.21% Due 12/15/2023	07/16/2019 07/24/2019 105,660.97	119,318.42 0.00 13,679.89 105,638.53	117.22 219.79 103.78 206.35	0.00 0.00 0.00 206.35	206.35
47787NAC3	John Deere Owner Trust 2020-B A3 0.51% Due 11/15/2024	07/14/2020 07/22/2020 150,000.00	149,977.14 0.00 0.00 149,977.14	34.00 63.75 34.00 63.75	0.00 0.00 0.00 63.75	63.75
47788UAC6	John Deere Owner Trust 2021-A A3 0.36% Due 09/15/2025	03/02/2021 03/10/2021 220,000.00	219,957.72 0.00 0.00 219,957.72	35.20 66.00 35.20 66.00	0.00 0.00 0.00 66.00	66.00
47789QAC4	John Deere Owner Trust 2021-B A3 0.52% Due 03/16/2026	07/13/2021 07/21/2021 260,000.00	259,976.81 0.00 0.00 259,976.81	60.09 112.67 60.09 112.67	0.00 0.00 0.00 112.67	112.67
48128BAB7	JP Morgan Chase & Co Callable Note 1X 1/15/2022 2.972% Due 01/15/2023	04/13/2018 04/17/2018 500,000.00	490,550.00 0.00 0.00 490,550.00	4,375.44 0.00 5,613.78 1,238.34	0.00 0.00 0.00 1,238.34	1,238.34
525ESC2W8	Lehman Brothers ESCROW CUSIP - Defaulted Due 02/06/2022	04/17/2012 04/18/2012 2,500,000.00	15,350.90 0.00 0.00 15,350.90	0.00 0.00 0.00 0.00	0.00 0.00 0.00 0.00	0.00

## Income Earned

As of November 30, 2021



CUSIP	Security Description	Trade Date Settle Date Units	Book Value: Begin Book Value: Acq Book Value: Disp Book Value: End	Prior Accrued Inc. Received Ending Accrued Total Interest	Accr. Of Discount Amort. Of Premium Net Accret/Amort Income Earned	Total Income
525ESCIB7	Lehman Brothers Note-Defaulted Due 01/24/2022	04/17/2012 04/18/2012 2,500,000.00	15,443.12 0.00 0.00 15,443.12	0.00 0.00 0.00 0.00	0.00 0.00 0.00 0.00	0.00
58769KAD6	Mercedes-Benz Auto Lease Trust 2021-B A3 0.4% Due 11/15/2024	06/22/2021 06/29/2021 305,000.00	304,976.97 0.00 0.00 304,976.97	54.22 101.67 54.22 101.67	0.00 0.00 0.00 101.67	101.67
69353RFE3	PNC Bank Callable Note Cont 6/28/2022 2.45% Due 07/28/2022	08/17/2017 08/22/2017 1,000,000.00	1,005,340.00 0.00 0.00 1,005,340.00	6,329.17 0.00 8,370.83 2,041.66	0.00 0.00 0.00 2,041.66	2,041.66
78015K7C2	Royal Bank of Canada Note 2.25% Due 11/01/2024	05/19/2020 05/21/2020 750,000.00	772,882.50 0.00 0.00 772,882.50	8,437.50 8,437.50 1,406.25 1,406.25	0.00 0.00 0.00 1,406.25	1,406.25
79466LAG9	Salesforce.com Inc Callable Note Cont 7/15/2022 0.625% Due 07/15/2024	06/29/2021 07/12/2021 125,000.00	124,936.25 0.00 0.00 124,936.25	236.55 0.00 301.65 65.10	0.00 0.00 0.00 65.10	65.10
808513BN4	Charles Schwab Corp Callable Note Cont 2/18/2024 0.75% Due 03/18/2024	03/17/2021 03/19/2021 1,000,000.00	1,000,810.00 0.00 0.00 1,000,810.00	895.83 0.00 1,520.83 625.00	0.00 0.00 0.00 625.00	625.00
89114QCB2	Toronto Dominion Bank Note 3.25% Due 03/11/2024	03/26/2019 03/28/2019 1,000,000.00	1,013,580.00 0.00 0.00 1,013,580.00	4,513.89 0.00 7,222.22 2,708.33	0.00 0.00 0.00 2,708.33	2,708.33
89236TDP7	Toyota Motor Credit Corp Note 2.6% Due 01/11/2022	10/22/2018 10/24/2018 250,000.00	243,967.50 0.00 0.00 243,967.50	1,986.11 0.00 2,527.78 541.67	0.00 0.00 0.00 541.67	541.67
89236TJK2	Toyota Motor Credit Corp Note 1.125% Due 06/18/2026	06/15/2021 06/18/2021 665,000.00	664,707.40 0.00 0.00 664,707.40	2,763.91 0.00 3,387.34 623.43	0.00 0.00 0.00 623.43	623.43



Income Earned

As of November 30, 2021



CUSIP	Security Description	Trade Date Settle Date Units	Book Value: Begin Book Value: Acq Book Value: Disp Book Value: End	Prior Accrued Inc. Received Ending Accrued Total Interest	Accr. Of Discount Amort. Of Premium Net Accret/Amort Income Earned	Total Income
89240BAC2	Toyota Auto Receivables Owners 2021-A A3 0.26% Due 05/15/2025	02/02/2021 02/08/2021 565,000.00	564,895.14 0.00 0.00 564,895.14	65.29 122.42 65.29 122.42	0.00 0.00 0.00 122.42	122.42
90331HPL1	US Bank NA Callable Note Cont 12/21/2024 2.05% Due 01/21/2025	01/16/2020 01/21/2020 1,000,000.00	997,870.00 0.00 0.00 997,870.00	5,694.44 0.00 7,402.78 1,708.34	0.00 0.00 0.00 1,708.34	1,708.34
9128282A7	US Treasury Note 1.5% Due 08/15/2026	09/23/2021 09/24/2021 1,100,000.00	1,131,023.44 0.00 0.00 1,131,023.44	3,497.28 0.00 4,842.39 1,345.11	0.00 0.00 0.00 1,345.11	1,345.11
9128282N9	US Treasury Note 2.125% Due 07/31/2024	08/28/2019 08/29/2019 1,000,000.00	1,034,648.44 0.00 0.00 1,034,648.44	5,370.24 0.00 7,102.58 1,732.34	0.00 0.00 0.00 1,732.34	1,732.34
9128282P4	US Treasury Note 1.875% Due 07/31/2022	Various Various 2,075,000.00	2,085,765.74 0.00 0.00 2,085,765.74	9,832.28 0.00 13,003.99 3,171.71	0.00 0.00 0.00 3,171.71	3,171.71
9128282W9	US Treasury Note 1.875% Due 09/30/2022	10/18/2017 10/19/2017 2,100,000.00	2,089,253.91 0.00 0.00 2,089,253.91	3,461.54 0.00 6,706.73 3,245.19	0.00 0.00 0.00 3,245.19	3,245.19
9128282Y5	US Treasury Note 2.125% Due 09/30/2024	11/12/2019 11/13/2019 1,525,000.00	1,550,496.09 0.00 0.00 1,550,496.09	2,848.90 0.00 5,519.75 2,670.85	0.00 0.00 0.00 2,670.85	2,670.85
9128284Z0	US Treasury Note 2.75% Due 08/31/2025	05/27/2021 05/28/2021 1,000,000.00	1,088,789.06 0.00 0.00 1,088,789.06	4,709.94 0.00 6,988.95 2,279.01	0.00 0.00 0.00 2,279.01	2,279.01
912828G53	US Treasury Note Due 11/30/2021	01/12/2017 01/18/2017 0.00	300,305.69 0.00 300,305.69 0.00	2,366.80 2,628.07 0.00 261.27	0.00 0.00 0.00 261.27	261.27

Income Earned

As of November 30, 2021



CUSIP	Security Description	Trade Date Settle Date Units	Book Value: Begin Book Value: Acq Book Value: Disp Book Value: End	Prior Accrued Inc. Received Ending Accrued Total Interest	Accr. Of Discount Amort. Of Premium Net Accret/Amort Income Earned	Total Income
912828W48	US Treasury Note 2.125% Due 02/29/2024	04/17/2019 04/18/2019 1,500,000.00	1,480,546.88 0.00 0.00 1,480,546.88	5,459.25 0.00 8,100.83 2,641.58	0.00 0.00 0.00 2,641.58	2,641.58
912828W89	US Treasury Note Due 03/31/2022	Various Various 0.00	100,521.82 0.00 100,521.82 0.00	164.84 221.50 0.00 56.66	0.00 0.00 0.00 56.66	56.66
912828WJ5	US Treasury Note 2.5% Due 05/15/2024	06/10/2019 06/11/2019 1,125,000.00	1,156,376.95 0.00 0.00 1,156,376.95	12,992.53 14,062.50 1,243.09 2,313.06	0.00 0.00 0.00 2,313.06	2,313.06
912828XW5	US Treasury Note 1.75% Due 06/30/2022	07/14/2017 07/17/2017 1,175,000.00	1,168,899.44 0.00 0.00 1,168,899.44	6,928.67 0.00 8,604.96 1,676.29	0.00 0.00 0.00 1,676.29	1,676.29
912828YV6	US Treasury Note 1.5% Due 11/30/2024	12/12/2019 12/13/2019 1,300,000.00	1,286,136.72 0.00 0.00 1,286,136.72	8,204.92 9,750.00 53.57 1,598.65	0.00 0.00 0.00 1,598.65	1,598.65
912828ZC7	US Treasury Note 1.125% Due 02/28/2025	03/24/2020 03/25/2020 825,000.00	849,846.68 0.00 0.00 849,846.68	1,589.61 0.00 2,358.77 769.16	0.00 0.00 0.00 769.16	769.16
91282CBC4	US Treasury Note 0.375% Due 12/31/2025	Various Various 2,325,000.00	2,323,008.79 0.00 0.00 2,323,008.79	2,937.84 0.00 3,648.60 710.76	0.00 0.00 0.00 710.76	710.76
91282CBH3	US Treasury Note 0.375% Due 01/31/2026	02/16/2021 02/18/2021 1,300,000.00	1,288,574.22 0.00 0.00 1,288,574.22	1,232.00 0.00 1,629.42 397.42	0.00 0.00 0.00 397.42	397.42
91282CBT7	US Treasury Note 0.75% Due 03/31/2026	04/28/2021 04/29/2021 1,660,000.00	1,651,375.78 0.00 0.00 1,651,375.78	1,094.51 0.00 2,120.60 1,026.09	0.00 0.00 0.00 1,026.09	1,026.09

## Income Earned

As of November 30, 2021



CUSIP	Security Description	Trade Date Settle Date Units	Book Value: Begin Book Value: Acq Book Value: Disp Book Value: End	Prior Accrued Inc. Received Ending Accrued Total Interest	Accr. Of Discount Amort. Of Premium Net Accret/Amort Income Earned	Total Income
91282CCF6	US Treasury Note 0.75% Due 05/31/2026	06/17/2021 06/18/2021 1,200,000.00	1,191,843.75 0.00 0.00 1,191,843.75	3,786.89 4,500.00 24.73 737.84	0.00 0.00 0.00 737.84	737.84
91324PEC2	United Health Group Inc Callable Note Cont 4/15/2026 1.15% Due 05/15/2026	Various Various 785,000.00	788,842.40 0.00 0.00 788,842.40	4,062.39 4,413.44 401.22 752.27	0.00 0.00 0.00 752.27	752.27
931142ER0	Wal-Mart Stores Callable Note Cont 08/17/2026 1.05% Due 09/17/2026	09/08/2021 09/17/2021 155,000.00	154,707.05 0.00 0.00 154,707.05	198.92 0.00 334.54 135.62	0.00 0.00 0.00 135.62	135.62
			<b>61,652,787.43</b>	<b>253,051.77</b>	<b>0.00</b>	
			<b>349,924.43</b>	<b>52,549.69</b>	<b>0.00</b>	
			<b>414,507.40</b>	<b>284,537.64</b>	<b>0.00</b>	
<b>Total Fixed Income</b>		<b>66,425,660.97</b>	<b>61,588,204.46</b>	<b>84,035.56</b>	<b>84,035.56</b>	<b>84,035.56</b>
<b>CASH &amp; EQUIVALENT</b>						
90COCM\$00	Summary of Cash Held in Trust *See Details (Attached)	Various Various 2,696,074.85	2,636,949.86 59,124.99 0.00 2,696,074.85	0.00 0.00 0.00 0.00	0.00 0.00 0.00 0.00	0.00
90JPMC\$02	JP Morgan Chase Checking Account	Various Various 1,636,098.34	1,059,080.29 577,018.05 0.00 1,636,098.34	0.00 0.00 0.00 0.00	0.00 0.00 0.00 0.00	0.00
94975H312	Wells Fargo Advantage Treasury Plus MMF	Various Various 168,240.85	51,017.32 117,223.53 0.00 168,240.85	0.00 1.40 0.00 1.40	0.00 0.00 0.00 1.40	1.40
			<b>3,747,047.47</b>	<b>0.00</b>	<b>0.00</b>	
			<b>753,366.57</b>	<b>1.40</b>	<b>0.00</b>	
			<b>0.00</b>	<b>0.00</b>	<b>0.00</b>	
<b>Total Cash &amp; Equivalent</b>		<b>4,500,414.04</b>	<b>4,500,414.04</b>	<b>1.40</b>	<b>1.40</b>	<b>1.40</b>

**Income Earned**

As of November 30, 2021



CUSIP	Security Description	Trade Date Settle Date Units	Book Value: Begin Book Value: Acq Book Value: Disp Book Value: End	Prior Accrued Inc. Received Ending Accrued Total Interest	Accr. Of Discount Amort. Of Premium Net Accret/Amort Income Earned	Total Income
<b>LOCAL AGENCY INVESTMENT FUND</b>						
90LAIF\$00	Local Agency Investment Fund State Pool	Various Various 44,963,145.84	36,113,145.84 8,850,000.00 0.00 44,963,145.84	6,324.79 0.00 12,450.51 6,125.72	0.00 0.00 0.00 6,125.72	6,125.72
<b>Total Local Agency Investment Fund</b>			<b>44,963,145.84</b>	<b>6,125.72</b>	<b>6,125.72</b>	<b>6,125.72</b>
			<b>101,512,980.74</b>	<b>259,376.56</b>	<b>0.00</b>	
			<b>9,953,291.00</b>	<b>52,551.09</b>	<b>0.00</b>	
			<b>414,507.40</b>	<b>296,988.15</b>	<b>0.00</b>	
<b>TOTAL PORTFOLIO</b>		<b>115,889,220.85</b>	<b>111,051,764.34</b>	<b>90,162.68</b>	<b>90,162.68</b>	<b>90,162.68</b>

## Cash Flow Report

As of November 30, 2021



Payment Date	Transaction Type	CUSIP	Quantity	Security Description	Principal Amount	Income	Total Amount
12/05/2021	Interest	166764AB6	650,000.00	Chevron Corp Callable Note Cont 9/5/2022 2.355% Due 12/5/2022	0.00	7,653.75	7,653.75
12/08/2021	Interest	3130A0F70	1,350,000.00	FHLB Note 3.375% Due 12/8/2023	0.00	22,781.25	22,781.25
12/13/2021	Interest	3130AJKW8	675,000.00	FHLB Note 0.5% Due 6/13/2025	0.00	1,687.50	1,687.50
12/14/2021	Interest	3130A1XJ2	1,100,000.00	FHLB Note 2.875% Due 6/14/2024	0.00	15,812.50	15,812.50
12/15/2021	Paydown	477870AC3	105,660.97	John Deere Owner Trust 2019-B A3 2.21% Due 12/15/2023	4,121.73	194.59	4,316.32
12/15/2021	Paydown	47787NAC3	150,000.00	John Deere Owner Trust 2020-B A3 0.51% Due 11/15/2024	0.00	63.75	63.75
12/15/2021	Paydown	58769KAD6	305,000.00	Mercedes-Benz Auto Lease Trust 2021-B A3 0.4% Due 11/15/2024	0.00	101.67	101.67
12/15/2021	Paydown	89240BAC2	565,000.00	Toyota Auto Receivables Owners 2021-A A3 0.26% Due 5/15/2025	0.00	122.42	122.42
12/15/2021	Paydown	44935FAD6	145,000.00	Hyundai Auto Receivables Trust 2021-C A3 0.74% Due 5/15/2026	0.00	83.46	83.46
12/15/2021	Paydown	47789QAC4	260,000.00	John Deere Owner Trust 2021-B A3 0.52% Due 3/16/2026	0.00	112.67	112.67
12/15/2021	Paydown	47788UAC6	220,000.00	John Deere Owner Trust 2021-A A3 0.36% Due 9/15/2025	0.00	66.00	66.00
12/15/2021	Paydown	44934KAC8	555,000.00	Hyundai Auto Receivables Trust 2021-B A3 0.38% Due 1/15/2026	0.00	175.75	175.75
12/17/2021	Interest	3135G04Z3	1,065,000.00	FNMA Note 0.5% Due 6/17/2025	0.00	2,662.50	2,662.50
12/18/2021	Interest	89236TJK2	665,000.00	Toyota Motor Credit Corp Note 1.125% Due 6/18/2026	0.00	3,740.63	3,740.63
12/19/2021	Interest	3137EAEN5	1,900,000.00	FHLMC Note 2.75% Due 6/19/2023	0.00	26,125.00	26,125.00
12/21/2021	Paydown	43813GAC5	155,000.00	Honda Auto Receivables Trust 2021-1 A3 0.27% Due 4/21/2025	0.00	34.88	34.88
12/21/2021	Paydown	43815GAC3	205,000.00	Honda Auto Receivables Trust 2021-4 A3 0.88% Due 1/21/2026	0.00	135.30	135.30

# Cash Flow Report

As of November 30, 2021



Payment Date	Transaction Type	CUSIP	Quantity	Security Description	Principal Amount	Income	Total Amount
12/25/2021	Paydown	09690AAC7	190,000.00	BMW Vehicle Lease Trust 2021-2 A3 0.33% Due 12/26/2024	0.00	52.25	52.25
12/31/2021	Interest	912828XW5	1,175,000.00	US Treasury Note	0.00	10,281.25	10,281.25
12/31/2021	Interest	91282CBC4	2,325,000.00	US Treasury Note 0.375% Due 12/31/2025	0.00	4,359.38	4,359.38
<b>DEC 2021</b>					<b>4,121.73</b>	<b>96,246.50</b>	<b>100,368.23</b>
01/02/2022	Interest	3135G0V75	1,000,000.00	FNMA Note 1.75% Due 7/2/2024	0.00	8,750.00	8,750.00
01/11/2022	Interest	06051GEU9	800,000.00	Bank of America Corp Note 3.3% Due 1/11/2023	0.00	13,200.00	13,200.00
01/11/2022	Maturity	89236TDP7	250,000.00	Toyota Motor Credit Corp Note 2.6% Due 1/11/2022	250,000.00	3,250.00	253,250.00
01/12/2022	Interest	02665WCT6	1,000,000.00	American Honda Finance Note 3.55% Due 1/12/2024	0.00	17,750.00	17,750.00
01/15/2022	Interest	48128BAB7	500,000.00	JP Morgan Chase & Co Callable Note 1X 1/15/2022 2.972% Due 1/15/2023	0.00	7,430.00	7,430.00
01/15/2022	Interest	79466LAG9	125,000.00	Salesforce.com Inc Callable Note Cont 7/15/2022 0.625% Due 7/15/2024	0.00	397.14	397.14
01/15/2022	Paydown	44934KAC8	555,000.00	Hyundai Auto Receivables Trust 2021-B A3 0.38% Due 1/15/2026	0.00	175.75	175.75
01/15/2022	Paydown	44935FAD6	145,000.00	Hyundai Auto Receivables Trust 2021-C A3 0.74% Due 5/15/2026	0.00	89.42	89.42
01/15/2022	Paydown	477870AC3	105,660.97	John Deere Owner Trust 2019-B A3 2.21% Due 12/15/2023	4,130.32	187.00	4,317.32
01/15/2022	Paydown	47787NAC3	150,000.00	John Deere Owner Trust 2020-B A3 0.51% Due 11/15/2024	0.00	63.75	63.75
01/15/2022	Paydown	47788UAC6	220,000.00	John Deere Owner Trust 2021-A A3 0.36% Due 9/15/2025	0.00	66.00	66.00
01/15/2022	Paydown	47789QAC4	260,000.00	John Deere Owner Trust 2021-B A3 0.52% Due 3/16/2026	0.00	112.67	112.67
01/15/2022	Paydown	58769KAD6	305,000.00	Mercedes-Benz Auto Lease Trust 2021-B A3 0.4% Due 11/15/2024	0.00	101.67	101.67

## Cash Flow Report

As of November 30, 2021



Payment Date	Transaction Type	CUSIP	Quantity	Security Description	Principal Amount	Income	Total Amount
01/15/2022	Paydown	89240BAC2	565,000.00	Toyota Auto Receivables Owners 2021-A A3 0.26% Due 5/15/2025	0.00	122.42	122.42
01/17/2022	Dividend	90LAIF\$00	2,218,022,610.29	Local Agency Investment Fund State Pool	0.00	12,401.75	12,401.75
01/19/2022	Interest	3135G0T94	1,925,000.00	FNMA Note 2.375% Due 1/19/2023	0.00	22,859.38	22,859.38
01/21/2022	Interest	90331HPL1	1,000,000.00	US Bank NA Callable Note Cont 12/21/2024 2.05% Due 1/21/2025	0.00	10,250.00	10,250.00
01/21/2022	Interest	3137EAEU9	810,000.00	FHLMC Note 0.375% Due 7/21/2025	0.00	1,518.75	1,518.75
01/21/2022	Paydown	43815GAC3	205,000.00	Honda Auto Receivables Trust 2021-4 A3 0.88% Due 1/21/2026	0.00	150.33	150.33
01/21/2022	Paydown	43813GAC5	155,000.00	Honda Auto Receivables Trust 2021-1 A3 0.27% Due 4/21/2025	0.00	34.88	34.88
01/25/2022	Paydown	09690AAC7	190,000.00	BMW Vehicle Lease Trust 2021-2 A3 0.33% Due 12/26/2024	0.00	52.25	52.25
01/28/2022	Interest	69353RFE3	1,000,000.00	PNC Bank Callable Note Cont 6/28/2022 2.45% Due 7/28/2022	0.00	12,250.00	12,250.00
01/31/2022	Interest	9128282N9	1,000,000.00	US Treasury Note 2.125% Due 7/31/2024	0.00	10,625.00	10,625.00
01/31/2022	Interest	9128282P4	2,075,000.00	US Treasury Note 1.875% Due 7/31/2022	0.00	19,453.13	19,453.13
01/31/2022	Interest	91282CBH3	1,300,000.00	US Treasury Note 0.375% Due 1/31/2026	0.00	2,437.50	2,437.50
<b>JAN 2022</b>					<b>254,130.32</b>	<b>143,728.79</b>	<b>397,859.11</b>
02/12/2022	Interest	3137EAEPO	1,345,000.00	FHLMC Note 1.5% Due 2/12/2025	0.00	10,087.50	10,087.50
02/15/2022	Interest	9128282A7	1,100,000.00	US Treasury Note 1.5% Due 8/15/2026	0.00	8,250.00	8,250.00
02/15/2022	Paydown	47788UAC6	220,000.00	John Deere Owner Trust 2021-A A3 0.36% Due 9/15/2025	0.00	66.00	66.00
02/15/2022	Paydown	44935FAD6	145,000.00	Hyundai Auto Receivables Trust 2021-C A3 0.74% Due 5/15/2026	0.00	89.42	89.42

# Cash Flow Report

As of November 30, 2021



Payment Date	Transaction Type	CUSIP	Quantity	Security Description	Principal Amount	Income	Total Amount
02/15/2022	Paydown	477870AC3	105,660.97	John Deere Owner Trust 2019-B A3 2.21% Due 12/15/2023	4,138.93	179.39	4,318.32
02/15/2022	Paydown	47787NAC3	150,000.00	John Deere Owner Trust 2020-B A3 0.51% Due 11/15/2024	0.00	63.75	63.75
02/15/2022	Paydown	47789QAC4	260,000.00	John Deere Owner Trust 2021-B A3 0.52% Due 3/16/2026	0.00	112.67	112.67
02/15/2022	Paydown	58769KAD6	305,000.00	Mercedes-Benz Auto Lease Trust 2021-B A3 0.4% Due 11/15/2024	0.00	101.67	101.67
02/15/2022	Paydown	89240BAC2	565,000.00	Toyota Auto Receivables Owners 2021-A A3 0.26% Due 5/15/2025	0.00	122.42	122.42
02/15/2022	Paydown	44934KAC8	555,000.00	Hyundai Auto Receivables Trust 2021-B A3 0.38% Due 1/15/2026	0.00	175.75	175.75
02/21/2022	Paydown	43813GAC5	155,000.00	Honda Auto Receivables Trust 2021-1 A3 0.27% Due 4/21/2025	0.00	34.88	34.88
02/21/2022	Paydown	43815GAC3	205,000.00	Honda Auto Receivables Trust 2021-4 A3 0.88% Due 1/21/2026	0.00	150.33	150.33
02/25/2022	Interest	3135G05X7	1,280,000.00	FNMA Note 0.375% Due 8/25/2025	0.00	2,400.00	2,400.00
02/25/2022	Paydown	09690AAC7	190,000.00	BMW Vehicle Lease Trust 2021-2 A3 0.33% Due 12/26/2024	0.00	52.25	52.25
02/28/2022	Interest	912828ZC7	825,000.00	US Treasury Note 1.125% Due 2/28/2025	0.00	4,640.63	4,640.63
02/28/2022	Interest	9128284Z0	1,000,000.00	US Treasury Note 2.75% Due 8/31/2025	0.00	13,750.00	13,750.00
02/28/2022	Interest	912828W48	1,500,000.00	US Treasury Note 2.125% Due 2/29/2024	0.00	15,937.50	15,937.50
<b>FEB 2022</b>					<b>4,138.93</b>	<b>56,214.16</b>	<b>60,353.09</b>
03/01/2022	Interest	30231GAR3	800,000.00	Exxon Mobil Corp Callable Note Cont 1/1/2023 2.726% Due 3/1/2023	0.00	10,904.00	10,904.00
03/08/2022	Interest	313383YJ4	1,000,000.00	FHLB Note 3.375% Due 9/8/2023	0.00	16,875.00	16,875.00
03/10/2022	Interest	3130ADRG9	1,100,000.00	FHLB Note 2.75% Due 3/10/2023	0.00	15,125.00	15,125.00



## Cash Flow Report

As of November 30, 2021



Payment Date	Transaction Type	CUSIP	Quantity	Security Description	Principal Amount	Income	Total Amount
03/11/2022	Interest	89114QCB2	1,000,000.00	Toronto Dominion Bank Note 3.25% Due 3/11/2024	0.00	16,250.00	16,250.00
03/12/2022	Interest	3135G0U43	2,000,000.00	FNMA Note 2.875% Due 9/12/2023	0.00	28,750.00	28,750.00
03/13/2022	Interest	46647PBH8	500,000.00	JP Morgan Chase & Co Callable Note Mthly 3/13/2025 2.005% Due 3/13/2026	0.00	5,012.50	5,012.50
03/15/2022	Interest	06368FAC3	1,000,000.00	Bank of Montreal Note 1.25% Due 9/15/2026	0.00	6,250.00	6,250.00
03/15/2022	Paydown	44934KAC8	555,000.00	Hyundai Auto Receivables Trust 2021-B A3 0.38% Due 1/15/2026	0.00	175.75	175.75
03/15/2022	Paydown	47787NAC3	150,000.00	John Deere Owner Trust 2020-B A3 0.51% Due 11/15/2024	6,493.69	63.75	6,557.44
03/15/2022	Paydown	47788UAC6	220,000.00	John Deere Owner Trust 2021-A A3 0.36% Due 9/15/2025	0.00	66.00	66.00
03/15/2022	Paydown	47789QAC4	260,000.00	John Deere Owner Trust 2021-B A3 0.52% Due 3/16/2026	0.00	112.67	112.67
03/15/2022	Paydown	89240BAC2	565,000.00	Toyota Auto Receivables Owners 2021-A A3 0.26% Due 5/15/2025	0.00	122.42	122.42
03/15/2022	Paydown	44935FAD6	145,000.00	Hyundai Auto Receivables Trust 2021-C A3 0.74% Due 5/15/2026	0.00	89.42	89.42
03/15/2022	Paydown	477870AC3	105,660.97	John Deere Owner Trust 2019-B A3 2.21% Due 12/15/2023	4,147.55	171.77	4,319.32
03/15/2022	Paydown	58769KAD6	305,000.00	Mercedes-Benz Auto Lease Trust 2021-B A3 0.4% Due 11/15/2024	0.00	101.67	101.67
03/17/2022	Interest	931142ER0	155,000.00	Wal-Mart Stores Callable Note Cont 08/17/2026 1.05% Due 9/17/2026	0.00	813.75	813.75
03/18/2022	Interest	808513BN4	1,000,000.00	Charles Schwab Corp Callable Note Cont 2/18/2024 0.75% Due 3/18/2024	0.00	3,750.00	3,750.00
03/21/2022	Paydown	43815GAC3	205,000.00	Honda Auto Receivables Trust 2021-4 A3 0.88% Due 1/21/2026	0.00	150.33	150.33
03/21/2022	Paydown	43813GAC5	155,000.00	Honda Auto Receivables Trust 2021-1 A3 0.27% Due 4/21/2025	0.00	34.88	34.88

# Cash Flow Report

As of November 30, 2021



Payment Date	Transaction Type	CUSIP	Quantity	Security Description	Principal Amount	Income	Total Amount
03/23/2022	Interest	3137EAEX3	2,085,000.00	FHLMC Note 0.375% Due 9/23/2025	0.00	3,909.38	3,909.38
03/25/2022	Paydown	09690AAC7	190,000.00	BMW Vehicle Lease Trust 2021-2 A3 0.33% Due 12/26/2024	0.00	52.25	52.25
03/31/2022	Interest	9128282W9	2,100,000.00	US Treasury Note 1.875% Due 9/30/2022	0.00	19,687.50	19,687.50
03/31/2022	Interest	91282CBT7	1,660,000.00	US Treasury Note 0.75% Due 3/31/2026	0.00	6,225.00	6,225.00
03/31/2022	Interest	9128282Y5	1,525,000.00	US Treasury Note 2.125% Due 9/30/2024	0.00	16,203.13	16,203.13
<b>MAR 2022</b>					<b>10,641.24</b>	<b>150,896.17</b>	<b>161,537.41</b>
04/05/2022	Maturity	3135G0T45	1,500,000.00	FNMA Note 1.875% Due 4/5/2022	1,500,000.00	14,062.50	1,514,062.50
04/15/2022	Paydown	44935FAD6	145,000.00	Hyundai Auto Receivables Trust 2021-C A3 0.74% Due 5/15/2026	0.00	89.42	89.42
04/15/2022	Paydown	47788UAC6	220,000.00	John Deere Owner Trust 2021-A A3 0.36% Due 9/15/2025	0.00	66.00	66.00
04/15/2022	Paydown	44934KAC8	555,000.00	Hyundai Auto Receivables Trust 2021-B A3 0.38% Due 1/15/2026	0.00	175.75	175.75
04/15/2022	Paydown	47787NAC3	150,000.00	John Deere Owner Trust 2020-B A3 0.51% Due 11/15/2024	6,496.23	60.99	6,557.22
04/15/2022	Paydown	47789QAC4	260,000.00	John Deere Owner Trust 2021-B A3 0.52% Due 3/16/2026	0.00	112.67	112.67
04/15/2022	Paydown	89240BAC2	565,000.00	Toyota Auto Receivables Owners 2021-A A3 0.26% Due 5/15/2025	0.00	122.42	122.42
04/15/2022	Paydown	477870AC3	105,660.97	John Deere Owner Trust 2019-B A3 2.21% Due 12/15/2023	4,156.19	164.13	4,320.32
04/15/2022	Paydown	58769KAD6	305,000.00	Mercedes-Benz Auto Lease Trust 2021-B A3 0.4% Due 11/15/2024	0.00	101.67	101.67
04/21/2022	Paydown	43813GAC5	155,000.00	Honda Auto Receivables Trust 2021-1 A3 0.27% Due 4/21/2025	0.00	34.88	34.88
04/21/2022	Paydown	43815GAC3	205,000.00	Honda Auto Receivables Trust 2021-4 A3 0.88% Due 1/21/2026	0.00	150.33	150.33

## Cash Flow Report

As of November 30, 2021



Payment Date	Transaction Type	CUSIP	Quantity	Security Description	Principal Amount	Income	Total Amount
04/22/2022	Interest	3135G03U5	1,760,000.00	FNMA Note 0.625% Due 4/22/2025	0.00	5,500.00	5,500.00
04/25/2022	Paydown	09690AAC7	190,000.00	BMW Vehicle Lease Trust 2021-2 A3 0.33% Due 12/26/2024	0.00	52.25	52.25
<b>APR 2022</b>					<b>1,510,652.42</b>	<b>20,693.01</b>	<b>1,531,345.43</b>
05/01/2022	Interest	78015K7C2	750,000.00	Royal Bank of Canada Note 2.25% Due 11/1/2024	0.00	8,437.50	8,437.50
05/05/2022	Interest	3137EAER6	1,600,000.00	FHLMC Note 0.375% Due 5/5/2023	0.00	3,000.00	3,000.00
05/07/2022	Interest	3135G06G3	1,385,000.00	FNMA Note 0.5% Due 11/7/2025	0.00	3,462.50	3,462.50
05/12/2022	Interest	023135BW5	500,000.00	Amazon.com Inc Note 0.45% Due 5/12/2024	0.00	1,125.00	1,125.00
05/15/2022	Interest	912828WJ5	1,125,000.00	US Treasury Note 2.5% Due 5/15/2024	0.00	14,062.50	14,062.50
05/15/2022	Interest	91324PEC2	785,000.00	United Health Group Inc Callable Note Cont 4/15/2026 1.15% Due 5/15/2026	0.00	4,513.75	4,513.75
05/15/2022	Paydown	44935FAD6	145,000.00	Hyundai Auto Receivables Trust 2021-C A3 0.74% Due 5/15/2026	0.00	89.42	89.42
05/15/2022	Paydown	477870AC3	105,660.97	John Deere Owner Trust 2019-B A3 2.21% Due 12/15/2023	4,164.84	156.48	4,321.32
05/15/2022	Paydown	47787NAC3	150,000.00	John Deere Owner Trust 2020-B A3 0.51% Due 11/15/2024	6,498.77	58.23	6,557.00
05/15/2022	Paydown	47788UAC6	220,000.00	John Deere Owner Trust 2021-A A3 0.36% Due 9/15/2025	0.00	66.00	66.00
05/15/2022	Paydown	47789QC4	260,000.00	John Deere Owner Trust 2021-B A3 0.52% Due 3/16/2026	0.00	112.67	112.67
05/15/2022	Paydown	58769KAD6	305,000.00	Mercedes-Benz Auto Lease Trust 2021-B A3 0.4% Due 11/15/2024	0.00	101.67	101.67
05/15/2022	Paydown	89240BAC2	565,000.00	Toyota Auto Receivables Owners 2021-A A3 0.26% Due 5/15/2025	0.00	122.42	122.42
05/15/2022	Paydown	44934KAC8	555,000.00	Hyundai Auto Receivables Trust 2021-B A3 0.38% Due 1/15/2026	0.00	175.75	175.75

# Cash Flow Report

As of November 30, 2021



Payment Date	Transaction Type	CUSIP	Quantity	Security Description	Principal Amount	Income	Total Amount
05/21/2022	Paydown	43813GAC5	155,000.00	Honda Auto Receivables Trust 2021-1 A3 0.27% Due 4/21/2025	0.00	34.88	34.88
05/21/2022	Paydown	43815GAC3	205,000.00	Honda Auto Receivables Trust 2021-4 A3 0.88% Due 1/21/2026	0.00	150.33	150.33
05/25/2022	Paydown	09690AAC7	190,000.00	BMW Vehicle Lease Trust 2021-2 A3 0.33% Due 12/26/2024	0.00	52.25	52.25
05/31/2022	Interest	91282CCF6	1,200,000.00	US Treasury Note 0.75% Due 5/31/2026	0.00	4,500.00	4,500.00
05/31/2022	Interest	912828YV6	1,300,000.00	US Treasury Note 1.5% Due 11/30/2024	0.00	9,750.00	9,750.00
<b>MAY 2022</b>					<b>10,663.61</b>	<b>49,971.35</b>	<b>60,634.96</b>
06/05/2022	Interest	166764AB6	650,000.00	Chevron Corp Callable Note Cont 9/5/2022 2.355% Due 12/5/2022	0.00	7,653.75	7,653.75
06/08/2022	Interest	3130A0F70	1,350,000.00	FHLB Note 3.375% Due 12/8/2023	0.00	22,781.25	22,781.25
06/13/2022	Interest	3130AJKW8	675,000.00	FHLB Note 0.5% Due 6/13/2025	0.00	1,687.50	1,687.50
06/14/2022	Interest	3130A1XJ2	1,100,000.00	FHLB Note 2.875% Due 6/14/2024	0.00	15,812.50	15,812.50
06/15/2022	Paydown	477870AC3	105,660.97	John Deere Owner Trust 2019-B A3 2.21% Due 12/15/2023	4,173.52	148.81	4,322.33
06/15/2022	Paydown	47787NAC3	150,000.00	John Deere Owner Trust 2020-B A3 0.51% Due 11/15/2024	6,501.32	55.47	6,556.79
06/15/2022	Paydown	47789QAC4	260,000.00	John Deere Owner Trust 2021-B A3 0.52% Due 3/16/2026	0.00	112.67	112.67
06/15/2022	Paydown	58769KAD6	305,000.00	Mercedes-Benz Auto Lease Trust 2021-B A3 0.4% Due 11/15/2024	0.00	101.67	101.67
06/15/2022	Paydown	89240BAC2	565,000.00	Toyota Auto Receivables Owners 2021-A A3 0.26% Due 5/15/2025	25,594.28	122.42	25,716.70
06/15/2022	Paydown	44935FAD6	145,000.00	Hyundai Auto Receivables Trust 2021-C A3 0.74% Due 5/15/2026	0.00	89.42	89.42
06/15/2022	Paydown	47788UAC6	220,000.00	John Deere Owner Trust 2021-A A3 0.36% Due 9/15/2025	0.00	66.00	66.00

## Cash Flow Report

As of November 30, 2021



Payment Date	Transaction Type	CUSIP	Quantity	Security Description	Principal Amount	Income	Total Amount
06/15/2022	Paydown	44934KAC8	555,000.00	Hyundai Auto Receivables Trust 2021-B A3 0.38% Due 1/15/2026	0.00	175.75	175.75
06/17/2022	Interest	3135G04Z3	1,065,000.00	FNMA Note 0.5% Due 6/17/2025	0.00	2,662.50	2,662.50
06/18/2022	Interest	89236TJK2	665,000.00	Toyota Motor Credit Corp Note 1.125% Due 6/18/2026	0.00	3,740.63	3,740.63
06/19/2022	Interest	3137EAEN5	1,900,000.00	FHLMC Note 2.75% Due 6/19/2023	0.00	26,125.00	26,125.00
06/21/2022	Paydown	43815GAC3	205,000.00	Honda Auto Receivables Trust 2021-4 A3 0.88% Due 1/21/2026	0.00	150.33	150.33
06/21/2022	Paydown	43813GAC5	155,000.00	Honda Auto Receivables Trust 2021-1 A3 0.27% Due 4/21/2025	0.00	34.88	34.88
06/25/2022	Paydown	09690AAC7	190,000.00	BMW Vehicle Lease Trust 2021-2 A3 0.33% Due 12/26/2024	0.00	52.25	52.25
06/30/2022	Interest	91282CBC4	2,325,000.00	US Treasury Note 0.375% Due 12/31/2025	0.00	4,359.38	4,359.38
06/30/2022	Maturity	912828XW5	1,175,000.00	US Treasury Note	1,175,000.00	10,281.25	1,185,281.25
<b>JUN 2022</b>					<b>1,211,269.12</b>	<b>96,213.43</b>	<b>1,307,482.55</b>
07/02/2022	Interest	3135G0V75	1,000,000.00	FNMA Note 1.75% Due 7/2/2024	0.00	8,750.00	8,750.00
07/11/2022	Interest	06051GEU9	800,000.00	Bank of America Corp Note 3.3% Due 1/11/2023	0.00	13,200.00	13,200.00
07/12/2022	Interest	02665WCT6	1,000,000.00	American Honda Finance Note 3.55% Due 1/12/2024	0.00	17,750.00	17,750.00
07/15/2022	Interest	79466LAG9	125,000.00	Salesforce.com Inc Callable Note Cont 7/15/2022 0.625% Due 7/15/2024	0.00	390.63	390.63
07/15/2022	Interest	48128BAB7	500,000.00	JP Morgan Chase & Co Callable Note 1X 1/15/2022 2.972% Due 1/15/2023	0.00	7,430.00	7,430.00
07/15/2022	Paydown	58769KAD6	305,000.00	Mercedes-Benz Auto Lease Trust 2021-B A3 0.4% Due 11/15/2024	0.00	101.67	101.67
07/15/2022	Paydown	44935FAD6	145,000.00	Hyundai Auto Receivables Trust 2021-C A3 0.74% Due 5/15/2026	0.00	89.42	89.42

# Cash Flow Report

As of November 30, 2021



Payment Date	Transaction Type	CUSIP	Quantity	Security Description	Principal Amount	Income	Total Amount
07/15/2022	Paydown	44934KAC8	555,000.00	Hyundai Auto Receivables Trust 2021-B A3 0.38% Due 1/15/2026	0.00	175.75	175.75
07/15/2022	Paydown	47787NAC3	150,000.00	John Deere Owner Trust 2020-B A3 0.51% Due 11/15/2024	6,503.87	52.70	6,556.57
07/15/2022	Paydown	47788UAC6	220,000.00	John Deere Owner Trust 2021-A A3 0.36% Due 9/15/2025	0.00	66.00	66.00
07/15/2022	Paydown	47789QAC4	260,000.00	John Deere Owner Trust 2021-B A3 0.52% Due 3/16/2026	0.00	112.67	112.67
07/15/2022	Paydown	89240BAC2	565,000.00	Toyota Auto Receivables Owners 2021-A A3 0.26% Due 5/15/2025	25,602.61	116.87	25,719.48
07/15/2022	Paydown	477870AC3	105,660.97	John Deere Owner Trust 2019-B A3 2.21% Due 12/15/2023	4,182.22	141.12	4,323.34
07/19/2022	Interest	3135G0T94	1,925,000.00	FNMA Note 2.375% Due 1/19/2023	0.00	22,859.38	22,859.38
07/21/2022	Interest	3137EAEU9	810,000.00	FHLMC Note 0.375% Due 7/21/2025	0.00	1,518.75	1,518.75
07/21/2022	Interest	90331HPL1	1,000,000.00	US Bank NA Callable Note Cont 12/21/2024 2.05% Due 1/21/2025	0.00	10,250.00	10,250.00
07/21/2022	Paydown	43813GAC5	155,000.00	Honda Auto Receivables Trust 2021-1 A3 0.27% Due 4/21/2025	0.00	34.88	34.88
07/21/2022	Paydown	43815GAC3	205,000.00	Honda Auto Receivables Trust 2021-4 A3 0.88% Due 1/21/2026	0.00	150.33	150.33
07/25/2022	Paydown	09690AAC7	190,000.00	BMW Vehicle Lease Trust 2021-2 A3 0.33% Due 12/26/2024	0.00	52.25	52.25
07/28/2022	Maturity	69353RFE3	1,000,000.00	PNC Bank Callable Note Cont 6/28/2022 2.45% Due 7/28/2022	1,000,000.00	12,250.00	1,012,250.00
07/31/2022	Interest	9128282N9	1,000,000.00	US Treasury Note 2.125% Due 7/31/2024	0.00	10,625.00	10,625.00
07/31/2022	Interest	91282CBH3	1,300,000.00	US Treasury Note 0.375% Due 1/31/2026	0.00	2,437.50	2,437.50
07/31/2022	Maturity	9128282P4	2,075,000.00	US Treasury Note 1.875% Due 7/31/2022	2,075,000.00	19,453.13	2,094,453.13
<b>JUL 2022</b>					<b>3,111,288.70</b>	<b>128,008.05</b>	<b>3,239,296.75</b>

## Cash Flow Report

As of November 30, 2021



Payment Date	Transaction Type	CUSIP	Quantity	Security Description	Principal Amount	Income	Total Amount
08/12/2022	Interest	3137EAEP0	1,345,000.00	FHLMC Note 1.5% Due 2/12/2025	0.00	10,087.50	10,087.50
08/15/2022	Interest	9128282A7	1,100,000.00	US Treasury Note 1.5% Due 8/15/2026	0.00	8,250.00	8,250.00
08/15/2022	Paydown	44934KAC8	555,000.00	Hyundai Auto Receivables Trust 2021-B A3 0.38% Due 1/15/2026	0.00	175.75	175.75
08/15/2022	Paydown	47787NAC3	150,000.00	John Deere Owner Trust 2020-B A3 0.51% Due 11/15/2024	6,506.41	49.94	6,556.35
08/15/2022	Paydown	47789QAC4	260,000.00	John Deere Owner Trust 2021-B A3 0.52% Due 3/16/2026	0.00	112.67	112.67
08/15/2022	Paydown	89240BAC2	565,000.00	Toyota Auto Receivables Owners 2021-A A3 0.26% Due 5/15/2025	25,610.93	111.32	25,722.25
08/15/2022	Paydown	44935FAD6	145,000.00	Hyundai Auto Receivables Trust 2021-C A3 0.74% Due 5/15/2026	0.00	89.42	89.42
08/15/2022	Paydown	477870AC3	105,660.97	John Deere Owner Trust 2019-B A3 2.21% Due 12/15/2023	4,190.93	133.42	4,324.35
08/15/2022	Paydown	58769KAD6	305,000.00	Mercedes-Benz Auto Lease Trust 2021-B A3 0.4% Due 11/15/2024	0.00	101.67	101.67
08/15/2022	Paydown	47788UAC6	220,000.00	John Deere Owner Trust 2021-A A3 0.36% Due 9/15/2025	0.00	66.00	66.00
08/21/2022	Paydown	43815GAC3	205,000.00	Honda Auto Receivables Trust 2021-4 A3 0.88% Due 1/21/2026	0.00	150.33	150.33
08/21/2022	Paydown	43813GAC5	155,000.00	Honda Auto Receivables Trust 2021-1 A3 0.27% Due 4/21/2025	7,732.22	34.88	7,767.10
08/25/2022	Interest	3135G05X7	1,280,000.00	FNMA Note 0.375% Due 8/25/2025	0.00	2,400.00	2,400.00
08/25/2022	Paydown	09690AAC7	190,000.00	BMW Vehicle Lease Trust 2021-2 A3 0.33% Due 12/26/2024	0.00	52.25	52.25
08/31/2022	Interest	9128284Z0	1,000,000.00	US Treasury Note 2.75% Due 8/31/2025	0.00	13,750.00	13,750.00
08/31/2022	Interest	912828ZC7	825,000.00	US Treasury Note 1.125% Due 2/28/2025	0.00	4,640.63	4,640.63
08/31/2022	Interest	912828W48	1,500,000.00	US Treasury Note 2.125% Due 2/29/2024	0.00	15,937.50	15,937.50

## Cash Flow Report

As of November 30, 2021



Payment Date	Transaction Type	CUSIP	Quantity	Security Description	Principal Amount	Income	Total Amount
<b>AUG 2022</b>					<b>44,040.49</b>	<b>56,143.28</b>	<b>100,183.77</b>
09/01/2022	Interest	30231GAR3	800,000.00	Exxon Mobil Corp Callable Note Cont 1/1/2023 2.726% Due 3/1/2023	0.00	10,904.00	10,904.00
09/08/2022	Interest	313383YJ4	1,000,000.00	FHLB Note 3.375% Due 9/8/2023	0.00	16,875.00	16,875.00
09/10/2022	Interest	3130ADRG9	1,100,000.00	FHLB Note 2.75% Due 3/10/2023	0.00	15,125.00	15,125.00
09/11/2022	Interest	89114QCB2	1,000,000.00	Toronto Dominion Bank Note 3.25% Due 3/11/2024	0.00	16,250.00	16,250.00
09/12/2022	Interest	3135G0U43	2,000,000.00	FNMA Note 2.875% Due 9/12/2023	0.00	28,750.00	28,750.00
09/13/2022	Interest	46647PBH8	500,000.00	JP Morgan Chase & Co Callable Note Mthly 3/13/2025 2.005% Due 3/13/2026	0.00	5,012.50	5,012.50
09/15/2022	Interest	06368FAC3	1,000,000.00	Bank of Montreal Note 1.25% Due 9/15/2026	0.00	6,250.00	6,250.00
09/15/2022	Paydown	44934KAC8	555,000.00	Hyundai Auto Receivables Trust 2021-B A3 0.38% Due 1/15/2026	0.00	175.75	175.75
09/15/2022	Paydown	477870AC3	105,660.97	John Deere Owner Trust 2019-B A3 2.21% Due 12/15/2023	4,199.66	125.70	4,325.36
09/15/2022	Paydown	44935FAD6	145,000.00	Hyundai Auto Receivables Trust 2021-C A3 0.74% Due 5/15/2026	0.00	89.42	89.42
09/15/2022	Paydown	47787NAC3	150,000.00	John Deere Owner Trust 2020-B A3 0.51% Due 11/15/2024	6,508.97	47.17	6,556.14
09/15/2022	Paydown	47788UAC6	220,000.00	John Deere Owner Trust 2021-A A3 0.36% Due 9/15/2025	0.00	66.00	66.00
09/15/2022	Paydown	47789QAC4	260,000.00	John Deere Owner Trust 2021-B A3 0.52% Due 3/16/2026	0.00	112.67	112.67
09/15/2022	Paydown	58769KAD6	305,000.00	Mercedes-Benz Auto Lease Trust 2021-B A3 0.4% Due 11/15/2024	0.00	101.67	101.67
09/15/2022	Paydown	89240BAC2	565,000.00	Toyota Auto Receivables Owners 2021-A A3 0.26% Due 5/15/2025	25,619.26	105.77	25,725.03
09/17/2022	Interest	931142ER0	155,000.00	Wal-Mart Stores Callable Note Cont 08/17/2026 1.05% Due 9/17/2026	0.00	813.75	813.75



# Cash Flow Report

As of November 30, 2021



Payment Date	Transaction Type	CUSIP	Quantity	Security Description	Principal Amount	Income	Total Amount
09/18/2022	Interest	808513BN4	1,000,000.00	Charles Schwab Corp Callable Note Cont 2/18/2024 0.75% Due 3/18/2024	0.00	3,750.00	3,750.00
09/21/2022	Paydown	43815GAC3	205,000.00	Honda Auto Receivables Trust 2021-4 A3 0.88% Due 1/21/2026	0.00	150.33	150.33
09/21/2022	Paydown	43813GAC5	155,000.00	Honda Auto Receivables Trust 2021-1 A3 0.27% Due 4/21/2025	7,734.09	33.14	7,767.23
09/23/2022	Interest	3137EAEX3	2,085,000.00	FHLMC Note 0.375% Due 9/23/2025	0.00	3,909.38	3,909.38
09/25/2022	Paydown	09690AAC7	190,000.00	BMW Vehicle Lease Trust 2021-2 A3 0.33% Due 12/26/2024	0.00	52.25	52.25
09/30/2022	Interest	91282CBT7	1,660,000.00	US Treasury Note 0.75% Due 3/31/2026	0.00	6,225.00	6,225.00
09/30/2022	Interest	9128282Y5	1,525,000.00	US Treasury Note 2.125% Due 9/30/2024	0.00	16,203.13	16,203.13
09/30/2022	Maturity	9128282W9	2,100,000.00	US Treasury Note 1.875% Due 9/30/2022	2,100,000.00	19,687.50	2,119,687.50
<b>SEP 2022</b>					<b>2,144,061.98</b>	<b>150,815.13</b>	<b>2,294,877.11</b>
10/15/2022	Paydown	47788UAC6	220,000.00	John Deere Owner Trust 2021-A A3 0.36% Due 9/15/2025	0.00	66.00	66.00
10/15/2022	Paydown	44935FAD6	145,000.00	Hyundai Auto Receivables Trust 2021-C A3 0.74% Due 5/15/2026	0.00	89.42	89.42
10/15/2022	Paydown	477870AC3	105,660.97	John Deere Owner Trust 2019-B A3 2.21% Due 12/15/2023	4,208.41	117.97	4,326.38
10/15/2022	Paydown	47787NAC3	150,000.00	John Deere Owner Trust 2020-B A3 0.51% Due 11/15/2024	6,511.51	44.41	6,555.92
10/15/2022	Paydown	47789QAC4	260,000.00	John Deere Owner Trust 2021-B A3 0.52% Due 3/16/2026	0.00	112.67	112.67
10/15/2022	Paydown	58769KAD6	305,000.00	Mercedes-Benz Auto Lease Trust 2021-B A3 0.4% Due 11/15/2024	0.00	101.67	101.67
10/15/2022	Paydown	89240BAC2	565,000.00	Toyota Auto Receivables Owners 2021-A A3 0.26% Due 5/15/2025	25,627.58	100.22	25,727.80
10/15/2022	Paydown	44934KAC8	555,000.00	Hyundai Auto Receivables Trust 2021-B A3 0.38% Due 1/15/2026	0.00	175.75	175.75

## Cash Flow Report

As of November 30, 2021



Payment Date	Transaction Type	CUSIP	Quantity	Security Description	Principal Amount	Income	Total Amount
10/21/2022	Paydown	43815GAC3	205,000.00	Honda Auto Receivables Trust 2021-4 A3 0.88% Due 1/21/2026	0.00	150.33	150.33
10/21/2022	Paydown	43813GAC5	155,000.00	Honda Auto Receivables Trust 2021-1 A3 0.27% Due 4/21/2025	7,735.96	31.40	7,767.36
10/22/2022	Interest	3135G03U5	1,760,000.00	FNMA Note 0.625% Due 4/22/2025	0.00	5,500.00	5,500.00
10/25/2022	Paydown	09690AAC7	190,000.00	BMW Vehicle Lease Trust 2021-2 A3 0.33% Due 12/26/2024	0.00	52.25	52.25
<b>OCT 2022</b>					<b>44,083.46</b>	<b>6,542.09</b>	<b>50,625.55</b>
11/01/2022	Interest	78015K7C2	750,000.00	Royal Bank of Canada Note 2.25% Due 11/1/2024	0.00	8,437.50	8,437.50
11/05/2022	Interest	3137EAER6	1,600,000.00	FHLMC Note 0.375% Due 5/5/2023	0.00	3,000.00	3,000.00
11/07/2022	Interest	3135G06G3	1,385,000.00	FNMA Note 0.5% Due 11/7/2025	0.00	3,462.50	3,462.50
11/12/2022	Interest	023135BW5	500,000.00	Amazon.com Inc Note 0.45% Due 5/12/2024	0.00	1,125.00	1,125.00
11/15/2022	Interest	912828WJ5	1,125,000.00	US Treasury Note 2.5% Due 5/15/2024	0.00	14,062.50	14,062.50
11/15/2022	Interest	91324PEC2	785,000.00	United Health Group Inc Callable Note Cont 4/15/2026 1.15% Due 5/15/2026	0.00	4,513.75	4,513.75
11/15/2022	Paydown	44934KAC8	555,000.00	Hyundai Auto Receivables Trust 2021-B A3 0.38% Due 1/15/2026	0.00	175.75	175.75
11/15/2022	Paydown	47787NAC3	150,000.00	John Deere Owner Trust 2020-B A3 0.51% Due 11/15/2024	6,514.06	41.64	6,555.70
11/15/2022	Paydown	47788UAC6	220,000.00	John Deere Owner Trust 2021-A A3 0.36% Due 9/15/2025	9,132.45	66.00	9,198.45
11/15/2022	Paydown	47789QAC4	260,000.00	John Deere Owner Trust 2021-B A3 0.52% Due 3/16/2026	0.00	112.67	112.67
11/15/2022	Paydown	89240BAC2	565,000.00	Toyota Auto Receivables Owners 2021-A A3 0.26% Due 5/15/2025	25,635.91	94.67	25,730.58
11/15/2022	Paydown	44935FAD6	145,000.00	Hyundai Auto Receivables Trust 2021-C A3 0.74% Due 5/15/2026	0.00	89.42	89.42

## Cash Flow Report

As of November 30, 2021



Payment Date	Transaction Type	CUSIP	Quantity	Security Description	Principal Amount	Income	Total Amount
11/15/2022	Paydown	58769KAD6	305,000.00	Mercedes-Benz Auto Lease Trust 2021-B A3 0.4% Due 11/15/2024	0.00	101.67	101.67
11/15/2022	Paydown	477870AC3	105,660.97	John Deere Owner Trust 2019-B A3 2.21% Due 12/15/2023	4,217.17	110.22	4,327.39
11/21/2022	Paydown	43813GAC5	155,000.00	Honda Auto Receivables Trust 2021-1 A3 0.27% Due 4/21/2025	7,737.83	29.65	7,767.48
11/21/2022	Paydown	43815GAC3	205,000.00	Honda Auto Receivables Trust 2021-4 A3 0.88% Due 1/21/2026	0.00	150.33	150.33
11/25/2022	Paydown	09690AAC7	190,000.00	BMW Vehicle Lease Trust 2021-2 A3 0.33% Due 12/26/2024	0.00	52.25	52.25
11/30/2022	Interest	912828YV6	1,300,000.00	US Treasury Note 1.5% Due 11/30/2024	0.00	9,750.00	9,750.00
11/30/2022	Interest	91282CCF6	1,200,000.00	US Treasury Note 0.75% Due 5/31/2026	0.00	4,500.00	4,500.00
<b>NOV 2022</b>					<b>53,237.42</b>	<b>49,875.52</b>	<b>103,112.94</b>
<b>TOTAL</b>					<b>8,402,329.42</b>	<b>1,005,347.48</b>	<b>9,407,676.90</b>



Chandler Asset Management, Inc. ("Chandler") is an SEC registered investment adviser. For additional information about our firm, please see our current disclosures (Form ADV). To obtain a copy of our current disclosures, you may contact your client service representative by calling the number on the front of this statement or you may visit our website at [www.chandlerasset.com](http://www.chandlerasset.com).

Information contained in this monthly statement is confidential and is provided for informational purposes only and should not be construed as specific investment or legal advice. The information contained herein was obtained from sources believed to be reliable as of the date of this statement, but may become outdated or superseded at any time without notice.

**Custody:** Your qualified custodian bank maintains control of all assets reflected in this statement and we urge you to compare this statement to the one you receive from your qualified custodian. Chandler does not have any authority to withdraw or deposit funds from/to the custodian account.

**Valuation:** Prices are provided by IDC, an independent pricing source. In the event IDC does not provide a price or if the price provided is not reflective of fair market value, Chandler will obtain pricing from an alternative approved third party pricing source in accordance with our written valuation policy and procedures. Our valuation procedures are also disclosed in Item 5 of our Form ADV Part 2A.

**Performance:** Performance results are presented gross-of-advisory fees and represent the client's Total Return. The deduction of advisory fees lowers performance results. These results include the reinvestment of dividends and other earnings. Past performance may not be indicative of future results. Therefore, clients should not assume that future performance of any specific investment or investment strategy will be profitable or equal to past performance levels. All investment strategies have the potential for profit or loss. Economic factors, market conditions or changes in investment strategies, contributions or withdrawals may materially alter the performance and results of your portfolio.

Source ice Data Indices, LLC ("ICE"), used with permission. ICE PERMITS USE OF THE ICE INDICES AND RELATED DATA ON AN "AS IS" BASIS; ICE, ITS AFFILIATES AND THEIR RESPECTIVE THIRD PARTY SUPPLIERS DISCLAIM ANY AND ALL WARRANTIES AND REPRESENTATIONS, EXPRESS AND/OR IMPLIED, INCLUDING ANY WARRANTIES OF MERCHANTABILITY OR FITNESS FOR A PARTICULAR PURPOSE OR USE, INCLUDING THE INDICES, INDEX DATA AND ANY DATA INCLUDED IN, RELATED TO, OR DERIVED THEREFROM. NEITHER ICE DATA, ITS AFFILIATES OR THEIR RESPECTIVE THIRD PARTY PROVIDERS GUARANTEE THE QUALITY, ADEQUACY, ACCURACY, TIMELINESS OR COMPLETENESS OF THE INDICES OR THE INDEX DATA OR ANY COMPONENT THEREOF, AND THE INDICES AND INDEX DATA AND ALL COMPONENTS THEREOF ARE PROVIDED ON AN "AS IS" BASIS AND LICENSEE'S USE IS AT LICENSEE'S OWN RISK. ICE DATA, ITS AFFILIATES AND THEIR RESPECTIVE THIRD PARTY DO NOT SPONSOR, ENDORSE, OR RECOMMEND CHANDLER, OR ANY OF ITS PRODUCTS OR SERVICES.

Index returns assume reinvestment of all distributions. Historical performance results for investment indexes generally do not reflect the deduction of transaction and/or custodial charges or the deduction of an investment management fee, the incurrence of which would have the effect of decreasing historical performance results. It is not possible to invest directly in an index.

**Ratings:** Ratings information have been provided by Moody's, S&P and Fitch through data feeds we believe to be reliable as of the date of this statement, however we cannot guarantee its accuracy.

Security level ratings for U.S. Agency issued mortgage-backed securities ("MBS") reflect the issuer rating because the securities themselves are not rated. The issuing U.S. Agency guarantees the full and timely payment of both principal and interest and carries a AA+/Aaa/AAA by S&P, Moody's and Fitch respectively.

**CITY OF COSTA MESA**  
**SUMMARY OF CASH HELD IN TRUST**  
**AS OF NOVEMBER 30, 2021**

**Costa Mesa Financing Authority 2017 Lease Revenue Bonds**

Fund	Investment Type	Issuer	Maturity Date	Cost	Par	Market Value	Rate
Construction Fund	U.S. Govt. Obligation Fund	First American	Open	\$ 312,812.73	\$ 312,812.73	\$ 312,812.73	
Principal Fund	U.S. Govt. Obligation Fund	First American	Open	0.29	0.29	0.29	
Base Rental Payment Fund	U.S. Govt. Obligation Fund	First American	Open	3.38	3.38	3.38	
Interest Fund	U.S. Govt. Obligation Fund	First American	Open	0.09	0.09	0.09	
Ending Balances				<u>\$ 312,816.49</u>	<u>\$ 312,816.49</u>	<u>\$ 312,816.49</u>	

**Housing Authority Fund**

Fund	Investment Type	Issuer	Maturity Date	Cost	Par	Market Value	Rate
First Time Home Buyer Program	Checking Account	Farmers State Bank	Open	\$ 969.39	\$ 969.39	\$ 969.39	(1)
Tenant Deposits	Checking Account	JP Morgan Chase Bank	Open	18,683.00	18,683.00	18,683.00	(1)
Tenant Deposits	Checking Account	Union Bank	Open	4,000.00	4,000.00	4,000.00	(1)
Ending Balances				<u>\$ 23,652.39</u>	<u>\$ 23,652.39</u>	<u>\$ 23,652.39</u>	

**800 MHz Quarterly Reserve Fund**

Fund	Investment Type	Issuer	Maturity Date	Cost	Par	Market Value	Rate
Cost Sharing Infrastructure/ Sustainability/(Reserve) Fund	Money Market Fund	Orange County Investment Pool	Open	\$ 458,510.53	\$ 458,510.53	\$ 458,510.53	
Ending Balance				<u>\$ 458,510.53</u>	<u>\$ 458,510.53</u>	<u>\$ 458,510.53</u>	

**Section 115 Pension Trust**

Trustee: U.S. Bank

Fund	Investment Type	Issuer	Maturity Date	Cost	Par	Market Value	Rate
Section 115 Pension Trust	Balanced Index PLUS	Public Agency Retirement Services	Open	\$ 1,822,689.61	\$ 1,822,689.61	\$ 1,822,689.61	
Ending Balance				<u>\$ 1,822,689.61</u>	<u>\$ 1,822,689.61</u>	<u>\$ 1,822,689.61</u>	

**R J Noble Co/Citywide Street Rehabilitation Project**

Trustee: Banner Bank

Fund	Investment Type	Issuer	Maturity Date	Cost	Par	Market Value	Rate
Escrow Account #3389	Checking Account	Banner Bank	Open	\$ 78,405.83	\$ 78,405.83	\$ 78,405.83	(1)
Ending Balances				<u>\$ 78,405.83</u>	<u>\$ 78,405.83</u>	<u>\$ 78,405.83</u>	

**GRAND TOTALS**      \$ 2,696,074.85      \$ 2,696,074.85      \$ 2,696,074.85

Market Values provided by U.S. Bank Corporate Trust Services, Orange County Investment Pool, Union Bank, Banner Bank, and JP Morgan Chase Bank.

(1) Monthly rates/balances are not available. Balances are as of November 30, 2021