



**CITY OF COSTA MESA
FINANCE DEPARTMENT
INTEROFFICE MEMORANDUM**

**TO: HONORABLE CITY COUNCIL
LORI ANN FARRELL HARRISON, CITY MANAGER**

FROM: CAROL MOLINA, FINANCE DIRECTOR

DATE: SEPTEMBER 21, 2022

SUBJECT: TREASURER'S REPORT FOR THE MONTH OF JULY 31, 2022

Attached is the Treasurer's Report for the month of July 2022. This performance report lists the various types of securities, institutions from which the securities were purchased, maturity dates, and interest rates for all securities held in the City's investment portfolio as of the end of the reporting period. All of the City's investments as of July 31, 2022 comply with the Investment Policy and the California Government Code except as otherwise noted or disclosed herein. All market values provided in this report were obtained from International Data Corporation, an independent pricing source, except for the Local Agency Investment Fund (LAIF). The cost value shown for the City's LAIF investment represents the City's contractual rights to its LAIF account and does not represent the value of the underlying portfolio securities.

SUMMARY

Beginning Book Value	\$	162,648,877
Deposits/Acquisitions		575,579
Withdrawals/Dispositions		(25,618,628)
Ending Book Value	\$	<u>137,605,828</u>

As of July 31, 2022, the City had adequate cash reserves necessary to meet its obligations.

The following security was purchased during the month of July 2022:

<u>Type of Investment</u>	<u>Maturity Date</u>	<u>Cost</u>	<u>Interest Rate</u>
John Deere Owner Trust	02/16/2027	\$264,975	3.74%

There were no securities that matured or were sold during the month of July 2022.

COMPLIANCE REPORTING

The City holds two Lehman Brothers Medium-Term Corporate Notes in its investment portfolio. The total amount invested in these two securities stated at cost was \$5,049,700. Lehman Brothers filed for bankruptcy protection status on September 15, 2008 and the debt rating fell from A2 to B3- on that date. The market value loss of \$4,107,075 for the securities was recorded on the City's general ledger in 2008.


In April 2011, the City joined the Ad Hoc Group of Lehman Brothers Creditors to help maximize the recovery through bankruptcy proceedings and to protect the City's interest in the Lehman Brother's bankruptcy. The Ad Hoc Group filed a "Creditor's Plan" with the U.S. Bankruptcy Court in Manhattan which would provide a better recovery to creditors of the original Lehman parent company while offering a smaller payout to some creditors of Lehman subsidiaries. On December 6, 2011, the Bankruptcy Court entered an order confirming the Debtors' Chapter 11 Plan. The following table summarizes the distributions received:

	<u>Distributions</u>
April 14, 2012	\$ 301,890
October 1, 2012	192,024
April 4, 2013	250,361
August 30, 2013	59,207
October 3, 2013	289,015
April 4, 2014	320,756
October 2, 2014	232,983
April 2, 2015	160,218
October 1, 2015	119,814
March 31, 2016	34,220
July 16, 2016	50,165
October 6, 2016	84,995
December 14, 2016	6,627
April 6, 2017	65,700
October 5, 2017	44,370
December 6, 2017	59,360
April 5, 2018	37,004
September 26, 2018	3,184
October 4, 2018	39,148
April 4, 2019	6,646
July 18, 2019	14,395
October 3, 2019	10,171
April 2, 2020	3,344
October 1, 2020	3,931
April 1, 2021	14,177
October 7, 2021	3,890
April 6, 2022	2,352
Total	<u>\$ 2,409,947</u>

The City estimates the value of Lehman Brothers investment claim held in escrow with Lehman Brothers Holdings, Inc. semi-annually. These estimates are primarily based on cash distributions that have been received to date as well as distributions anticipated in the future. To date, the City has received 48 cents of every dollar invested originally in the Lehman Brothers investments. As of July 31, 2022, staff estimated the value of the Lehman Brothers investment claim at \$20,000. The current estimates for recoveries through the bankruptcy proceedings are unknown.

As of July 31, 2022, the investment portfolio was in compliance with the City's adopted investment policy and applicable state laws in all other respects during, and as of, the end of the reporting period.

If you have any questions or need additional information, feel free to contact the Finance Department.



Carol Molina
Finance Director

- Attachments: 1 – Pooled Cash and Investments by Fund as of July 31, 2022
2 – General Fund Cash Position over the past five calendar years
3 – Investment Report for the month of July 2022

ATTACHMENT 1

POOLED CASH AND INVESTMENTS BY FUND ^ AS OF JULY 31, 2022

FUND NO	FUND NAME	AMOUNT
101	General Fund	\$21,772,710 *
120	Payroll Clearing	69
130	Cultural Arts Master Plan(MeasQ)	(97,721)
150	Disaster Fund	(738,486)
201	Special Gas Tax Fund	6,461,469
203	Air Quality Improvement Fund (AB 2766)	406,272
204	American Rescue Plan Fund	13,404,673
205	HUD -HOME Program-HOME Investment Partnership Act	1,512,258
207	HUD -Community Development Block Grant Program Fund	(86,327)
208	Park Development Fees Fund	3,778,264
209	Drainage Fees Fund	2,237,897
213	Supplemental Law Enforcement Services Fund (SLESF)	(75,050)
214	Traffic Impact Fees Fund	5,675,876
216	Rental Rehabilitation Program Fund	274,070
217	Narcotics Forfeiture Fund	1,574,303
218	Fire System Development Fees Fund	332,024
219	Local Law Enforcement Block	33,536
220	Office of Traffic Safety	(18,975)
222	Costa Mesa Housing Authority	2,573,300
223	Costa Mesa Housing Authority James/W 18th Street Property	420,778
228	Fire Protection System Paramedic Fund	302,334
230	Grants - Federal	(152,361)
231	Grants - State	2,125,820
232	Grants - Other	5,000
251	Gas Tax - RMRA Fund	7,939,871
401	Capital Improvements Fund	22,329,130
403	Measure "M" Construction Fund	22,823
409	Vehicle Parking District #1 Fund	41,225
410	Vehicle Parking District #2 Fund	94,561
413	Golf Course Improvement Fund	537,382
415	Measure "M" 2 Construction Fund	(928,117)
416	Measure "M" 2 Fairshare Fund	4,685,403
417	Jack Hammett Sports Complex Capital Improvement Fund	91,166
418	Lion's Park Project 2017 Bond Fund	11,635
601	Equipment Maintenance and Replacement Fund	6,404,164
602	Self-Insurance Fund - Liab/W.C./Unemployment	15,707,872
603	IT Replacement Fund	7,772,490
701	Deposits	3,630,739
	Total Pooled Cash & Investments	<u><u>\$131,562,075</u></u> **

* Council has committed the following items in General Fund balance as of June 30, 2022.

- \$14.125 million for emergency reserve
- \$2 million for self-insurance reserve
- \$9 million for economic reserve

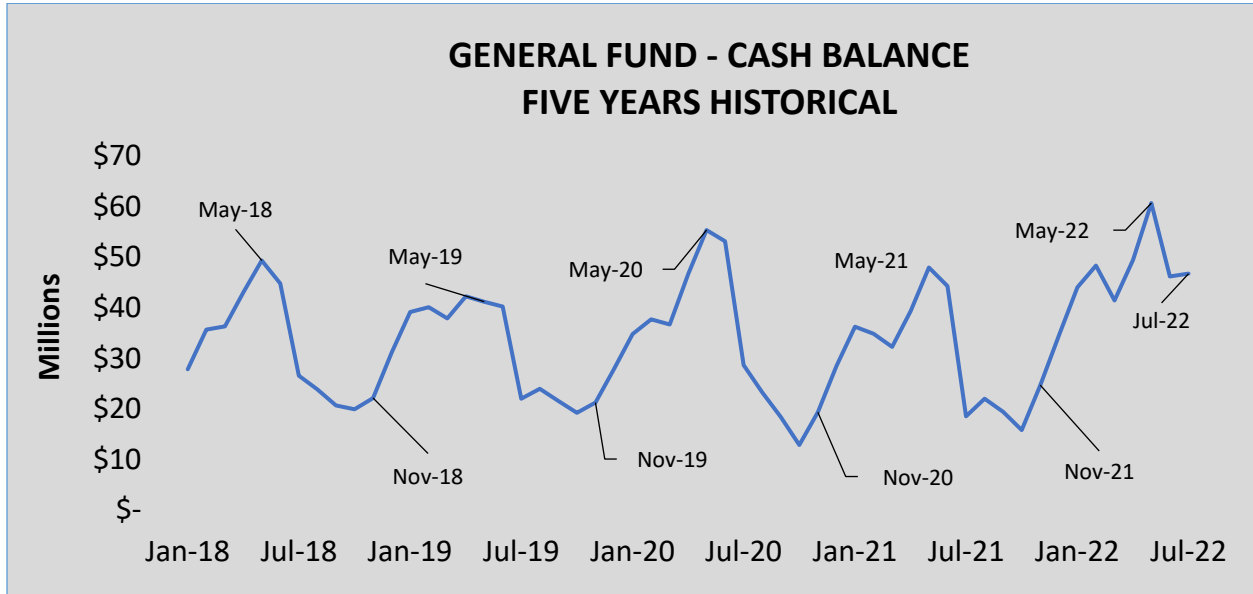
** Reconciliation of Total Pooled Cash & Investments to Portfolio Total End Cost Value:

Total Pooled Cash & Investments	\$131,562,075
Market Value Adjustment	3,429,627
Cash Held in Trust	2,614,126
Portfolio Total End Cost Value (Attachment 3)	<u><u>\$137,605,828</u></u>

GENERAL FUND CASH POSITION

The City’s General Fund receives its most significant revenues, such as sales tax and property tax, several times during the year. However, it pays for majority of the City’s operational expenditures throughout the year. The in-flows and out-flows of the General Fund cash are closely monitored by Finance staff. The following is a summary of the General Fund historical ending cash balances over the past five calendar years:

	2018	2019	2020	2021	2022
January	\$27.8	\$39.2	\$34.8	\$36.2	\$44.0
February	35.7	40.0	37.7	34.9	48.3
March	36.3	37.9	36.7	32.3	41.4
April	43.1	42.3	46.7	39.3	49.4
May	49.3	41.2	55.4	47.9	60.7
June	44.8	40.2	53.1	44.3	46.2
July	26.6	22.0	28.6	18.5	21.8
August	23.9	23.9	23.3	22.0	
September	20.7	21.6	18.4	19.4	
October	19.9	19.9	12.9	15.8	
November	22.1	21.2	19.3	24.7	
December	31.0	27.9	28.5	35.5	



As indicated in the above graph, the General Fund’s cash balance typically peaks at May of each year and dips to the lowest point around October and November. As of July 31, 2022, the General Fund made a prepayment toward PERS pension liability; extended resources to several funds in order to maintain on-going COVID mitigation efforts and keep other critical projects moving forward. Staff expects these resources to be fully reimbursable to the General Fund. Overall, activities appear reasonable and consistent with staff’s expectations.



City of Costa Mesa Consolidated - Account #10196

MONTHLY ACCOUNT STATEMENT

JULY 1, 2022 THROUGH JULY 31, 2022

Chandler Team:

For questions about your account, please call (800) 317-4747,
or contact operations@chandlerasset.com

Custodian

Bank of New York Mellon
Lauren Dehner
(904) 645-1918

CHANDLER ASSET MANAGEMENT
chandlerasset.com

Information contained herein is confidential. We urge you to compare this statement to the one you receive from your qualified custodian. Please see Important Disclosures.



PORTFOLIO CHARACTERISTICS

Average Modified Duration	1.01
Average Coupon	1.23%
Average Purchase YTM	1.26%
Average Market YTM	1.84%
Average S&P/Moody Rating	AA/Aa1
Average Final Maturity	1.12 yrs
Average Life	1.05 yrs

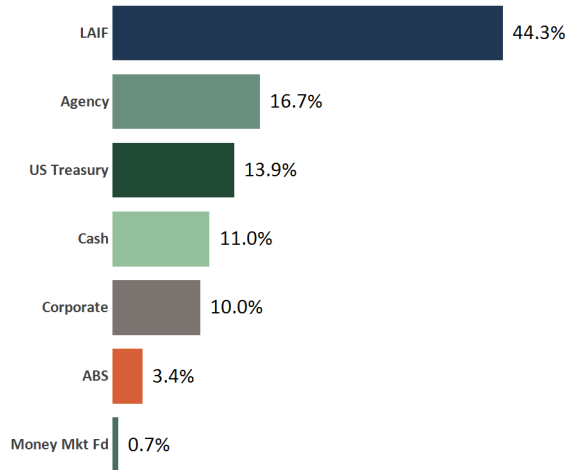
ACCOUNT SUMMARY

	Beg. Values as of 6/30/22	End Values as of 7/31/22
Market Value	160,176,178	135,480,332
Accrued Interest	380,834	317,030
Total Market Value	160,557,012	135,797,362
Income Earned	140,165	166,183
Cont/WD		
Par	167,544,452	142,501,423
Book Value	162,648,877	137,605,828
Cost Value	162,648,877	137,605,828

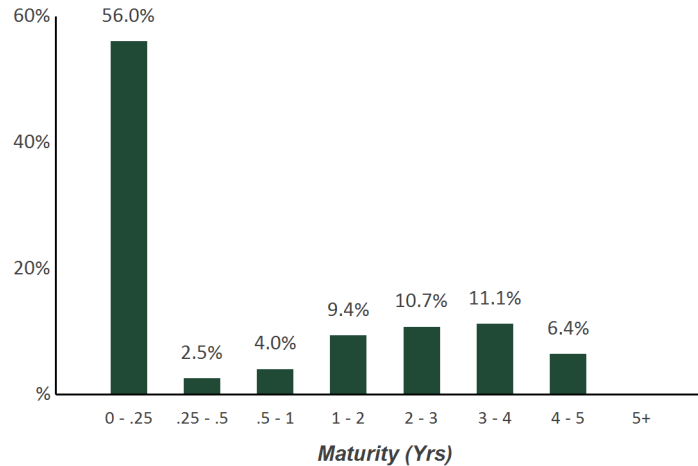
TOP ISSUERS

Local Agency Investment Fund	44.3%
Government of United States	13.9%
JP Morgan Chase & Co	9.5%
Federal National Mortgage Assoc	7.4%
Federal Home Loan Mortgage Corp	5.5%
Federal Home Loan Bank	3.8%
Bank Cash Account	1.9%
Charles Schwab Corp/The	0.9%
Total	87.1%

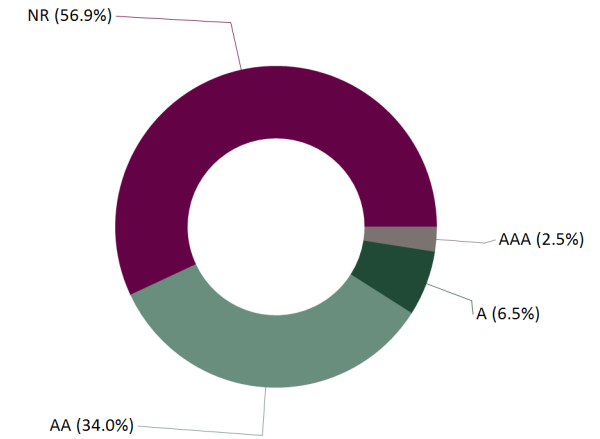
SECTOR ALLOCATION



MATURITY DISTRIBUTION



CREDIT QUALITY (S&P)



Statement of Compliance

As of July 31, 2022



City of Costa Mesa Consolidated

This portfolio is a consolidation of assets managed by Chandler Asset Management and assets managed internally by Client. Chandler relies on Client to provide accurate information for reporting assets and producing this compliance statement.

Category	Standard	Comment
Treasury Issues	No limitations	Complies
Federal Agencies	No maximum limitations; 35% max per issuer	Complies
Supranational Securities	"AA" rated or higher by a NRSRO; 15% maximum; 5% max per issuer; USD denominated senior unsecured unsubordinated obligations issued or unconditionally guaranteed by: IBRD, IFC, IADB	Complies
Municipal Securities	"A" rated or higher by at least one NRSRO; 5% max per issuer	Complies
Banker's Acceptances	"A-1" or higher short-term rating by at least one NRSRO; and "A" or higher long-term debt issued by at least one NRSRO; 40% maximum; 5% max per issuer; 180 days max maturity	Complies
Certificates of Deposit (CD)/ Time Deposit (TD)	"A" rated or higher long-term debt issuer by at least one NRSRO; and/or "A-1" rated or higher short-term rating by at least one NRSRO (for TD/CDs in excess of FDIC insured amounts which are fully secured) ; 20% maximum (combination of FDIC and Collateralized TDs/ CDs); 5% max per issuer; For federally insured time deposits, amount per institution is limited to maximum covered under FDIC.	Complies
Negotiable Certificates of Deposit (NCD) and CD Placement Service (CDARS)	"A" rated or higher long-term debt issuer by at least one NRSRO; and/or "A-1" rated or higher short-term debt rating by at least one NRSRO; 30% maximum (including CDARS); 5% max per issuer	Complies
Repurchase Agreements	30% maximum; 1 year max maturity; 102% collateralization	Complies
Commercial Paper	"A-1" rated or higher short-term rating by at least one NRSRO; and "A" rated or higher long-term debt issuer by at least one NRSRO; 25% maximum; 5% max per issuer; 270 days max maturity; Issuer is a corporation organized and operating within the U.S. with assets in excess of \$500 million	Complies
Corporate Medium Term Notes	"A" rated category or better by at least one NRSRO; 30% maximum; 5% max per issuer; Issued by corporations organized and operating within the U.S. or by depository institutions licensed by U.S. or any state and operating within the U.S.	Complied at time of purchase*
Asset-Backed, Mortgage-Pass Through Securities, Collateralized Mortgage Obligations	"AA" rated category or better by one NRSRO; "A" rated or higher rating for the issuer's debt by one NRSRO; 20% maximum (combined ABS, MPT, CMO); 5% max per issuer	Complies
Money Market Mutual Funds	"AAA" rated or highest rating by not less than two NRSROs or SEC registered and AUM > \$500 million; 20% maximum	Complies
LAIF	Max permitted amount in LAIF	Complies
Orange County Treasurer's Pool	35% of its surplus money; Not used by investment adviser	Complies
Minimum Outstanding Investments Maturing within 1 year time period	20% minimum of the outstanding investments must mature within a one-year time period	Complies
Minimum Budgeted Operating Expenditures in Short Term Investments	Minimum 3 months of budgeted operating expenditures in short term investments to provide sufficient liquidity for expected disbursements	Complies
Max Callable Securities	20% maximum (does not include "make whole call" securities)	Complies
Max Per Issuer	5% of portfolio (except U.S. government, its agencies, and enterprises)	Complies
Maximum Maturity	5 years (Any investment extending beyond 5 years requires prior City Council approval); 20% minimum of the outstanding investments must mature within a one-year time period	Complies

*Lehman Brothers (LEH) filed for bankruptcy on September 15, 2008. The city owns \$5M par value of LEH.

Holdings Report

As of July 31, 2022



CUSIP	Security Description	Par Value/Units	Purchase Date Book Yield	Cost Value Book Value	Mkt Price Mkt YTM	Market Value Accrued Int.	% of Port. Gain/Loss	Moody/S&P Fitch	Maturity Duration
ABS									
477870AC3	John Deere Owner Trust 2019-B A3 2.21% Due 12/15/2023	24,040.73	07/16/2019 2.23%	24,035.63 24,035.63	99.86 3.01%	24,007.43 23.61	0.02% (28.20)	Aaa / NR AAA	1.38 0.17
47787NAC3	John Deere Owner Trust 2020-B A3 0.51% Due 11/15/2024	87,683.22	07/14/2020 0.52%	87,669.85 87,669.85	98.29 3.61%	86,183.57 19.87	0.06% (1,486.28)	Aaa / NR AAA	2.30 0.55
58769KAD6	Mercedes-Benz Auto Lease Trust 2021- B A3 0.4% Due 11/15/2024	305,000.00	06/22/2021 0.40%	304,976.97 304,976.97	97.01 3.54%	295,873.18 54.22	0.22% (9,103.79)	NR / AAA AAA	2.30 0.96
09690AAC7	BMW Vehicle Lease Trust 2021-2 A3 0.33% Due 12/26/2024	190,000.00	09/08/2021 0.34%	189,980.39 189,980.39	97.27 3.53%	184,811.48 10.45	0.14% (5,168.91)	Aaa / NR AAA	2.41 0.86
05601XAC3	BMW Vehicle Lease Trust 2022-1 A3 1.1% Due 3/25/2025	200,000.00	01/11/2022 1.11%	199,970.10 199,970.10	97.10 3.53%	194,204.00 36.67	0.14% (5,766.10)	NR / AAA AAA	2.65 1.20
43813GAC5	Honda Auto Receivables Trust 2021-1 A3 0.27% Due 4/21/2025	155,000.00	02/17/2021 0.27%	154,997.16 154,997.16	97.67 3.75%	151,384.63 11.63	0.11% (3,612.53)	Aaa / NR AAA	2.73 0.67
89240BAC2	Toyota Auto Receivables Owners 2021- A A3 0.26% Due 5/15/2025	543,859.05	02/02/2021 0.27%	543,758.11 543,758.11	97.67 3.60%	531,205.08 62.85	0.39% (12,553.03)	Aaa / NR AAA	2.79 0.70
47788UAC6	John Deere Owner Trust 2021-A A3 0.36% Due 9/15/2025	220,000.00	03/02/2021 0.37%	219,957.72 219,957.72	96.44 3.84%	212,177.02 35.20	0.16% (7,780.70)	Aaa / NR AAA	3.13 1.03
44934KAC8	Hyundai Auto Receivables Trust 2021-B A3 0.38% Due 1/15/2026	555,000.00	07/20/2021 0.39%	554,877.51 554,877.51	96.12 3.67%	533,453.24 93.73	0.39% (21,424.27)	NR / AAA AAA	3.46 1.19
43815GAC3	Honda Auto Receivables Trust 2021-4 A3 0.88% Due 1/21/2026	205,000.00	11/16/2021 0.89%	204,956.79 204,956.79	95.78 3.60%	196,347.57 50.11	0.14% (8,609.22)	Aaa / NR AAA	3.48 1.57
47789QAC4	John Deere Owner Trust 2021-B A3 0.52% Due 3/16/2026	260,000.00	07/13/2021 0.52%	259,976.81 259,976.81	95.08 3.98%	247,195.26 60.09	0.18% (12,781.55)	Aaa / NR AAA	3.63 1.44
44935FAD6	Hyundai Auto Receivables Trust 2021-C A3 0.74% Due 5/15/2026	145,000.00	11/09/2021 0.75%	144,967.64 144,967.64	95.73 3.56%	138,804.59 47.69	0.10% (6,163.05)	NR / AAA AAA	3.79 1.53
43815BAC4	Honda Auto Receivables Trust 2022-1 A3 1.88% Due 5/15/2026	330,000.00	02/15/2022 1.89%	329,950.37 329,950.37	96.97 3.49%	320,016.51 275.73	0.24% (9,933.86)	Aaa / AAA NR	3.79 1.91



CUSIP	Security Description	Par Value/Units	Purchase Date Book Yield	Cost Value Book Value	Mkt Price Mkt YTM	Market Value Accrued Int.	% of Port. Gain/Loss	Moody/S&P Fitch	Maturity Duration
ABS									
05602RAD3	BMW Vehicle Owner Trust 2022-A A3 3.21% Due 8/25/2026	215,000.00	05/10/2022 3.23%	214,988.82 214,988.82	99.73 3.57%	214,428.96 115.03	0.16% (559.86)	Aaa / AAA NR	4.07 0.78
89238FAD5	Toyota Auto Receivables OT 2022-B A3 2.93% Due 9/15/2026	220,000.00	04/07/2022 2.95%	219,994.85 219,994.85	98.86 3.81%	217,490.68 286.49	0.16% (2,504.17)	Aaa / AAA NR	4.13 1.32
47787JAC2	John Deere Owner Trust 2022-A A3 2.32% Due 9/16/2026	255,000.00	03/10/2022 2.34%	254,943.59 254,943.59	97.60 3.57%	248,874.14 262.93	0.18% (6,069.45)	Aaa / NR AAA	4.13 1.95
47800AAC4	John Deere Owner Trust 2022-B A3 3.74% Due 2/16/2027	265,000.00	07/12/2022 3.77%	264,974.69 264,974.69	100.41 3.59%	266,085.44 302.84	0.20% 1,110.75	Aaa / NR AAA	4.55 2.33
02582JIT8	American Express Credit Trust 2022-2 A 3.39% Due 5/17/2027	555,000.00	05/17/2022 3.42%	554,877.23 554,877.23	100.49 3.23%	557,706.18 836.20	0.41% 2,828.95	NR / AAA AAA	4.80 2.62
Total ABS		4,730,583.00	1.46%	4,729,854.23	3.58%	4,620,248.96 2,585.34	3.40% (109,605.27)	Aaa / AAA AAA	3.52 1.42
AGENCY									
3135G0T94	FNMA Note 2.375% Due 1/19/2023	1,925,000.00	04/13/2018 2.75%	1,893,237.50 1,893,237.50	99.73 2.97%	1,919,746.68 1,523.96	1.41% 26,509.18	Aaa / AA+ AAA	0.47 0.46
3130ADRG9	FHLB Note 2.75% Due 3/10/2023	1,100,000.00	05/10/2018 2.88%	1,093,532.00 1,093,532.00	99.88 2.94%	1,098,719.60 11,847.92	0.82% 5,187.60	Aaa / AA+ NR	0.61 0.59
3137EAER6	FHLMC Note 0.375% Due 5/5/2023	1,600,000.00	06/23/2020 0.31%	1,602,992.00 1,602,992.00	98.01 3.04%	1,568,156.80 1,433.33	1.16% (34,835.20)	Aaa / AA+ AAA	0.76 0.75
3137EAEN5	FHLMC Note 2.75% Due 6/19/2023	1,900,000.00	Various 2.87%	1,889,989.00 1,889,989.00	99.67 3.13%	1,893,798.40 6,095.83	1.40% 3,809.40	Aaa / AA+ AAA	0.88 0.86
313383YJ4	FHLB Note 3.375% Due 9/8/2023	1,000,000.00	11/08/2018 3.22%	1,006,640.00 1,006,640.00	100.41 2.99%	1,004,126.00 13,406.25	0.75% (2,514.00)	Aaa / AA+ NR	1.11 1.06
3135G0U43	FNMA Note 2.875% Due 9/12/2023	2,000,000.00	09/20/2018 3.05%	1,983,880.00 1,983,880.00	99.86 3.00%	1,997,290.00 22,201.39	1.49% 13,410.00	Aaa / AA+ AAA	1.12 1.08
3130A0F70	FHLB Note 3.375% Due 12/8/2023	1,350,000.00	01/16/2019 2.73%	1,389,406.50 1,389,406.50	100.49 3.00%	1,356,556.95 6,707.81	1.00% (32,849.55)	Aaa / AA+ AAA	1.36 1.31
3130A1XJ2	FHLB Note 2.875% Due 6/14/2024	1,100,000.00	06/18/2019 1.95%	1,147,872.00 1,147,872.00	99.84 2.96%	1,098,243.30 4,128.82	0.81% (49,628.70)	Aaa / AA+ NR	1.87 1.80
3135G0V75	FNMA Note 1.75% Due 7/2/2024	1,000,000.00	07/11/2019 1.91%	992,260.00 992,260.00	97.99 2.83%	979,938.00 1,409.72	0.72% (12,322.00)	Aaa / AA+ AAA	1.92 1.87



CUSIP	Security Description	Par Value/Units	Purchase Date Book Yield	Cost Value Book Value	Mkt Price Mkt YTM	Market Value Accrued Int.	% of Port. Gain/Loss	Moody/S&P Fitch	Maturity Duration
AGENCY									
3137EAEP0	FHLMC Note 1.5% Due 2/12/2025	1,345,000.00	02/13/2020 1.52%	1,343,964.35 1,343,964.35	96.64 2.89%	1,299,793.21 9,471.04	0.96% (44,171.14)	Aaa / AA+ AAA	2.54 2.44
3135G03U5	FNMA Note 0.625% Due 4/22/2025	1,760,000.00	Various 0.63%	1,759,458.70 1,759,458.70	94.08 2.90%	1,655,730.56 3,025.00	1.22% (103,728.14)	Aaa / AA+ AAA	2.73 2.66
3130AJKW8	FHLB Note 0.5% Due 6/13/2025	675,000.00	06/24/2020 0.52%	674,473.50 674,473.50	93.60 2.84%	631,833.08 450.00	0.47% (42,640.42)	Aaa / AA+ AAA	2.87 2.81
3135G04Z3	FNMA Note 0.5% Due 6/17/2025	1,065,000.00	06/17/2020 0.54%	1,062,795.45 1,062,795.45	93.49 2.87%	995,619.51 650.83	0.73% (67,175.94)	Aaa / AA+ AAA	2.88 2.82
3137EAEU9	FHLMC Note 0.375% Due 7/21/2025	810,000.00	07/21/2020 0.48%	805,966.20 805,966.20	92.92 2.88%	752,643.90 84.38	0.55% (53,322.30)	Aaa / AA+ AAA	2.98 2.92
3135G05X7	FNMA Note 0.375% Due 8/25/2025	1,280,000.00	08/25/2020 0.47%	1,274,009.60 1,274,009.60	92.67 2.89%	1,186,173.44 2,080.00	0.88% (87,836.16)	Aaa / AA+ AAA	3.07 3.00
3137EAEX3	FHLMC Note 0.375% Due 9/23/2025	2,085,000.00	Various 0.45%	2,077,316.15 2,077,316.15	92.57 2.86%	1,930,063.65 2,780.00	1.42% (147,252.50)	Aaa / AA+ AAA	3.15 3.08
3135G06G3	FNMA Note 0.5% Due 11/7/2025	1,385,000.00	11/09/2020 0.57%	1,380,041.70 1,380,041.70	92.65 2.87%	1,283,181.73 1,615.83	0.95% (96,859.97)	Aaa / AA+ AAA	3.27 3.19
Total Agency		23,380,000.00	1.64%	23,377,834.65 23,377,834.65	2.95%	22,651,614.81 88,912.11	16.75% (726,219.84)	Aaa / AA+ AAA	1.86 1.81
CASH									
90JPMC\$02	JP Morgan Chase Checking Account	12,360,926.89	Various 0.00%	12,360,926.89 12,360,926.89	1.00 0.00%	12,360,926.89 0.00	9.10% 0.00	NR / NR NR	0.00 0.00
90COCM\$00	Summary of Cash Held in Trust *See Details (Attached)	2,614,125.81	Various 0.00%	2,614,125.81 2,614,125.81	1.00 0.00%	2,614,125.81 0.00	1.93% 0.00	NR / NR NR	0.00 0.00
Total Cash		14,975,052.70	N/A	14,975,052.70 14,975,052.70	0.00%	14,975,052.70 0.00	11.03% 0.00	NR / NR NR	0.00 0.00
CORPORATE									
166764AB6	Chevron Corp Callable Note Cont 9/5/2022 2.355% Due 12/5/2022	650,000.00	06/25/2018 3.21%	627,172.00 627,172.00	99.88 2.69%	649,229.10 2,381.17	0.48% 22,057.10	Aa2 / AA- NR	0.35 0.34
06051GEU9	Bank of America Corp Note 3.3% Due 1/11/2023	800,000.00	06/27/2018 3.63%	789,016.00 789,016.00	100.08 3.12%	800,601.60 1,466.67	0.59% 11,585.60	A2 / A- AA-	0.45 0.44



CUSIP	Security Description	Par Value/Units	Purchase Date Book Yield	Cost Value Book Value	Mkt Price Mkt YTM	Market Value Accrued Int.	% of Port. Gain/Loss	Moody/S&P Fitch	Maturity Duration
CORPORATE									
525ESCIB7	Lehman Brothers Note-Defaulted Due 1/24/2023	2,500,000.00	04/17/2012 0.00%	14,265.99 14,265.99	0.40 0.00%	10,000.00 0.00	0.01% (4,265.99)	NR / NR NR	0.48 0.00
525ESC2W8	Lehman Brothers ESCROW CUSIP - Defaulted Due 2/6/2023	2,500,000.00	04/17/2012 0.00%	14,176.43 14,176.43	0.40 0.00%	10,000.00 0.00	0.01% (4,176.43)	NR / NR NR	0.52 0.00
30231GAR3	Exxon Mobil Corp Callable Note Cont 1/1/2023 2.726% Due 3/1/2023	800,000.00	11/27/2018 3.46%	776,832.00 776,832.00	100.02 2.64%	800,192.00 9,086.67	0.60% 23,360.00	Aa2 / AA- NR	0.58 0.57
02665WCT6	American Honda Finance Note 3.55% Due 1/12/2024	1,000,000.00	01/23/2019 3.45%	1,004,430.00 1,004,430.00	100.30 3.33%	1,003,007.00 1,873.61	0.74% (1,423.00)	A3 / A- A	1.45 1.40
89114QCB2	Toronto Dominion Bank Note 3.25% Due 3/11/2024	1,000,000.00	03/26/2019 2.95%	1,013,580.00 1,013,580.00	99.68 3.45%	996,836.00 12,638.89	0.74% (16,744.00)	A1 / A AA-	1.61 1.54
808513BN4	Charles Schwab Corp Callable Note Cont 2/18/2024 0.75% Due 3/18/2024	1,000,000.00	03/17/2021 0.72%	1,000,810.00 1,000,810.00	96.29 3.10%	962,892.00 2,770.83	0.71% (37,918.00)	A2 / A A	1.63 1.59
023135BW5	Amazon.com Inc Note 0.45% Due 5/12/2024	500,000.00	05/10/2021 0.50%	499,270.00 499,270.00	95.80 2.89%	478,975.00 493.75	0.35% (20,295.00)	A1 / AA AA-	1.78 1.75
79466LAG9	Salesforce.com Inc Callable Note Cont 7/15/2022 0.625% Due 7/15/2024	125,000.00	06/29/2021 0.64%	124,936.25 124,936.25	95.58 2.97%	119,476.75 34.72	0.09% (5,459.50)	A2 / A+ NR	1.96 1.92
78015K7C2	Royal Bank of Canada Note 2.25% Due 11/1/2024	750,000.00	05/19/2020 1.54%	772,882.50 772,882.50	97.49 3.42%	731,166.00 4,218.75	0.54% (41,716.50)	A1 / A AA-	2.26 2.16
90331HPL1	US Bank NA Callable Note Cont 12/21/2024 2.05% Due 1/21/2025	1,000,000.00	01/16/2020 2.10%	997,870.00 997,870.00	96.86 3.39%	968,559.00 569.44	0.71% (29,311.00)	A1 / AA- AA-	2.48 2.38
14913R2V8	Caterpillar Financial Service Note 3.4% Due 5/13/2025	295,000.00	05/10/2022 3.44%	294,625.35 294,625.35	100.46 3.23%	296,352.58 2,173.17	0.22% 1,727.23	A2 / A A	2.79 2.62
63743HFE7	National Rural Utilities Note 3.45% Due 6/15/2025	190,000.00	04/27/2022 3.46%	189,948.70 189,948.70	100.10 3.41%	190,195.32 1,584.13	0.14% 246.62	A2 / A- A	2.88 2.69
857477BR3	State Street Bank Callable Note Cont 2/6/2025 1.746% Due 2/6/2026	205,000.00	02/02/2022 2.31%	205,000.00 205,000.00	95.35 3.59%	195,468.12 1,730.00	0.15% (9,531.88)	A1 / A AA-	3.52 3.33
46647PBH8	JP Morgan Chase & Co Callable Note Mthly 3/13/2025 2.005% Due 3/13/2026	500,000.00	03/16/2021 1.76%	514,575.00 514,575.00	94.56 3.93%	472,799.50 3,842.92	0.35% (41,775.50)	A2 / A- AA-	3.62 3.41



CUSIP	Security Description	Par Value/Units	Purchase Date Book Yield	Cost Value Book Value	Mkt Price Mkt YTM	Market Value Accrued Int.	% of Port. Gain/Loss	Moody/S&P Fitch	Maturity Duration
CORPORATE									
91324PEC2	United Health Group Inc Callable Note Cont 4/15/2026 1.15% Due 5/15/2026	785,000.00	Various 1.04%	788,842.40 788,842.40	93.00 3.12%	730,038.24 1,905.81	0.54% (58,804.16)	A3 / A+ A	3.79 3.65
89236TJK2	Toyota Motor Credit Corp Note 1.125% Due 6/18/2026	665,000.00	06/15/2021 1.13%	664,707.40 664,707.40	92.58 3.17%	615,625.08 893.59	0.45% (49,082.32)	A1 / A+ A+	3.88 3.74
06368FAC3	Bank of Montreal Note 1.25% Due 9/15/2026	1,000,000.00	10/14/2021 1.49%	988,680.00 988,680.00	90.86 3.66%	908,628.00 4,722.22	0.67% (80,052.00)	A2 / A- AA-	4.13 3.93
931142ER0	Wal-Mart Stores Callable Note Cont 08/17/2026 1.05% Due 9/17/2026	155,000.00	09/08/2021 1.09%	154,707.05 154,707.05	93.15 2.82%	144,376.61 605.79	0.11% (10,330.44)	Aa2 / AA AA	4.13 3.97
87612EBM7	Target Corp Callable Note Cont 12/15/2026 1.95% Due 1/15/2027	360,000.00	01/19/2022 1.99%	359,388.00 359,388.00	95.14 3.13%	342,498.60 312.00	0.25% (16,889.40)	A2 / A A	4.46 4.21
808513BY0	Charles Schwab Corp Callable Note Cont 2/3/2027 2.45% Due 3/3/2027	195,000.00	03/01/2022 2.47%	194,789.40 194,789.40	95.78 3.45%	186,770.81 1,964.08	0.14% (8,018.59)	A2 / A A	4.59 4.24
084664CZ2	Berkshire Hathaway Callable Note Cont 2/15/2027 2.3% Due 3/15/2027	725,000.00	03/07/2022 2.30%	724,862.25 724,862.25	97.06 2.98%	703,700.23 6,299.44	0.52% (21,162.02)	Aa2 / AA A+	4.62 4.30
09247XAN1	Blackrock Inc Note 3.2% Due 3/15/2027	900,000.00	04/25/2022 3.41%	891,738.00 891,738.00	100.14 3.17%	901,277.10 10,880.00	0.67% 9,539.10	Aa3 / AA- NR	4.62 4.22
665859AW4	Northern Trust Company Callable Note Cont 4/10/2027 4% Due 5/10/2027	270,000.00	05/05/2022 4.04%	269,562.60 269,562.60	102.87 3.33%	277,741.98 2,430.00	0.21% 8,179.38	A2 / A+ A+	4.78 4.23
Total Corporate		18,870,000.00	2.28%	13,876,667.32 13,876,667.32	3.21%	13,496,406.62 74,877.65	9.99% (380,260.70)	A1 / A+ A+	2.61 2.47
LAIF									
90LAIF\$00	Local Agency Investment Fund State Pool	60,116,503.44	Various 1.14%	60,116,503.44 60,116,503.44	1.00 1.14%	60,116,503.44 68,873.48	44.32% 0.00	NR / NR NR	0.00 0.00
Total LAIF		60,116,503.44	1.14%	60,116,503.44 60,116,503.44	1.14%	60,116,503.44 68,873.48	44.32% 0.00	NR / NR NR	0.00 0.00



CUSIP	Security Description	Par Value/Units	Purchase Date Book Yield	Cost Value Book Value	Mkt Price Mkt YTM	Market Value Accrued Int.	% of Port. Gain/Loss	Moody/S&P Fitch	Maturity Duration
MONEY MARKET FUND									
94975H312	Wells Fargo Advantage Treasury Plus MMF	894,283.78	Various 1.41%	894,283.78 894,283.78	1.00 1.41%	894,283.78 0.00	0.66% 0.00	Aaa / AAA NR	0.00 0.00
Total Money Market Fund		894,283.78	1.41%	894,283.78	1.41%	894,283.78 0.00	0.66% 0.00	Aaa / AAA NR	0.00 0.00
US TREASURY									
912828W48	US Treasury Note 2.125% Due 2/29/2024	1,500,000.00	04/17/2019 2.41%	1,480,546.88 1,480,546.88	98.70 2.97%	1,480,429.50 13,338.99	1.10% (117.38)	Aaa / AA+ AAA	1.58 1.53
912828WJ5	US Treasury Note 2.5% Due 5/15/2024	1,125,000.00	06/10/2019 1.90%	1,156,376.95 1,156,376.95	99.25 2.93%	1,116,562.50 5,961.28	0.83% (39,814.45)	Aaa / AA+ AAA	1.79 1.73
9128282N9	US Treasury Note 2.125% Due 7/31/2024	1,000,000.00	08/28/2019 1.39%	1,034,648.44 1,034,648.44	98.49 2.91%	984,883.00 57.74	0.73% (49,765.44)	Aaa / AA+ AAA	2.00 1.94
9128282Y5	US Treasury Note 2.125% Due 9/30/2024	1,525,000.00	11/12/2019 1.77%	1,550,496.09 1,550,496.09	98.43 2.88%	1,501,052.93 10,890.63	1.11% (49,443.16)	Aaa / AA+ AAA	2.17 2.08
912828YV6	US Treasury Note 1.5% Due 11/30/2024	1,300,000.00	12/12/2019 1.73%	1,286,136.72 1,286,136.72	96.90 2.88%	1,259,729.90 3,303.28	0.93% (26,406.82)	Aaa / AA+ AAA	2.34 2.26
91282CDZ1	US Treasury Note 1.5% Due 2/15/2025	1,000,000.00	05/06/2022 2.92%	962,578.13 962,578.13	96.64 2.88%	966,406.00 6,919.89	0.72% 3,827.87	Aaa / AA+ AAA	2.55 2.45
912828ZC7	US Treasury Note 1.125% Due 2/28/2025	825,000.00	03/24/2020 0.51%	849,846.68 849,846.68	95.71 2.86%	789,647.10 3,884.00	0.58% (60,199.58)	Aaa / AA+ AAA	2.58 2.51
9128284Z0	US Treasury Note 2.75% Due 8/31/2025	1,000,000.00	05/27/2021 0.63%	1,088,789.06 1,088,789.06	99.73 2.84%	997,344.00 11,508.15	0.74% (91,445.06)	Aaa / AA+ AAA	3.09 2.90
91282CBC4	US Treasury Note 0.375% Due 12/31/2025	2,325,000.00	Various 0.39%	2,323,008.79 2,323,008.79	92.10 2.82%	2,141,271.53 758.16	1.58% (181,737.26)	Aaa / AA+ AAA	3.42 3.35
91282CBH3	US Treasury Note 0.375% Due 1/31/2026	1,300,000.00	02/16/2021 0.56%	1,288,574.22 1,288,574.22	91.95 2.80%	1,195,390.30 13.25	0.88% (93,183.92)	Aaa / AA+ AAA	3.51 3.43
91282CBT7	US Treasury Note 0.75% Due 3/31/2026	1,660,000.00	04/28/2021 0.86%	1,651,375.78 1,651,375.78	92.91 2.80%	1,542,374.06 4,184.02	1.14% (109,001.72)	Aaa / AA+ AAA	3.67 3.56
91282CCF6	US Treasury Note 0.75% Due 5/31/2026	1,200,000.00	06/17/2021 0.89%	1,191,843.75 1,191,843.75	92.65 2.78%	1,111,827.60 1,524.59	0.82% (80,016.15)	Aaa / AA+ AAA	3.84 3.73



CUSIP	Security Description	Par Value/Units	Purchase Date Book Yield	Cost Value Book Value	Mkt Price Mkt YTM	Market Value Accrued Int.	% of Port. Gain/Loss	Moody/S&P Fitch	Maturity Duration
US TREASURY									
9128282A7	US Treasury Note 1.5% Due 8/15/2026	1,100,000.00	09/23/2021 0.91%	1,131,023.44 1,131,023.44	95.17 2.77%	1,046,848.00 7,611.88	0.78% (84,175.44)	Aaa / AA+ AAA	4.04 3.85
91282CDK4	US Treasury Note 1.25% Due 11/30/2026	1,400,000.00	12/22/2021 1.22%	1,402,242.19 1,402,242.19	93.97 2.74%	1,315,563.20 2,964.48	0.97% (86,678.99)	Aaa / AA+ AAA	4.34 4.16
91282CEN7	US Treasury Note 2.75% Due 4/30/2027	1,275,000.00	06/21/2022 3.40%	1,238,144.53 1,238,144.53	100.15 2.71%	1,276,892.10 8,860.90	0.95% 38,747.57	Aaa / AA+ AAA	4.75 4.40
Total US Treasury		19,535,000.00	1.38%	19,635,631.65	2.84%	18,726,221.72 81,781.24	13.85% (909,409.93)	Aaa / AA+ AAA	3.07 2.96
TOTAL PORTFOLIO		142,501,422.92	1.26%	137,605,827.77	1.84%	135,480,332.03 317,029.82	100.00% (2,125,495.74)	Aa1 / AA AAA	1.12 1.01
TOTAL MARKET VALUE PLUS ACCRUED						135,797,361.85			

Transaction Ledger

As of July 31, 2022



Transaction Type	Settlement Date	CUSIP	Quantity	Security Description	Price	Acq/Disp Yield	Amount	Interest Pur/Sold	Total Amount	Gain/Loss
ACQUISITIONS										
Purchase	07/02/2022	94975H312	8,750.00	Wells Fargo Advantage Treasury Plus MMF	1.000	0.99%	8,750.00	0.00	8,750.00	0.00
Purchase	07/05/2022	94975H312	112.88	Wells Fargo Advantage Treasury Plus MMF	1.000	0.99%	112.88	0.00	112.88	0.00
Purchase	07/11/2022	94975H312	13,200.00	Wells Fargo Advantage Treasury Plus MMF	1.000	0.99%	13,200.00	0.00	13,200.00	0.00
Purchase	07/12/2022	94975H312	17,750.00	Wells Fargo Advantage Treasury Plus MMF	1.000	0.99%	17,750.00	0.00	17,750.00	0.00
Purchase	07/15/2022	90LAIF\$00	133,925.60	Local Agency Investment Fund State Pool	1.000	0.94%	133,925.60	0.00	133,925.60	0.00
Purchase	07/15/2022	94975H312	3,725.13	Wells Fargo Advantage Treasury Plus MMF	1.000	0.99%	3,725.13	0.00	3,725.13	0.00
Purchase	07/15/2022	94975H312	493.00	Wells Fargo Advantage Treasury Plus MMF	1.000	0.99%	493.00	0.00	493.00	0.00
Purchase	07/15/2022	94975H312	89.42	Wells Fargo Advantage Treasury Plus MMF	1.000	0.99%	89.42	0.00	89.42	0.00
Purchase	07/15/2022	94975H312	175.75	Wells Fargo Advantage Treasury Plus MMF	1.000	0.99%	175.75	0.00	175.75	0.00
Purchase	07/15/2022	94975H312	517.00	Wells Fargo Advantage Treasury Plus MMF	1.000	0.99%	517.00	0.00	517.00	0.00
Purchase	07/15/2022	94975H312	1,567.88	Wells Fargo Advantage Treasury Plus MMF	1.000	0.99%	1,567.88	0.00	1,567.88	0.00
Purchase	07/15/2022	94975H312	537.17	Wells Fargo Advantage Treasury Plus MMF	1.000	0.99%	537.17	0.00	537.17	0.00
Purchase	07/15/2022	94975H312	101.67	Wells Fargo Advantage Treasury Plus MMF	1.000	0.99%	101.67	0.00	101.67	0.00
Purchase	07/15/2022	94975H312	112.67	Wells Fargo Advantage Treasury Plus MMF	1.000	0.99%	112.67	0.00	112.67	0.00
Purchase	07/15/2022	94975H312	66.00	Wells Fargo Advantage Treasury Plus MMF	1.000	0.99%	66.00	0.00	66.00	0.00
Purchase	07/15/2022	94975H312	4,996.65	Wells Fargo Advantage Treasury Plus MMF	1.000	0.99%	4,996.65	0.00	4,996.65	0.00

Transaction Ledger

As of July 31, 2022



Transaction Type	Settlement Date	CUSIP	Quantity	Security Description	Price	Acq/Disp Yield	Amount	Interest Pur/Sold	Total Amount	Gain/Loss
ACQUISITIONS										
Purchase	07/15/2022	94975H312	5,640.63	Wells Fargo Advantage Treasury Plus MMF	1.000	0.99%	5,640.63	0.00	5,640.63	0.00
Purchase	07/15/2022	94975H312	21,263.37	Wells Fargo Advantage Treasury Plus MMF	1.000	0.99%	21,263.37	0.00	21,263.37	0.00
Purchase	07/19/2022	94975H312	22,859.38	Wells Fargo Advantage Treasury Plus MMF	1.000	0.99%	22,859.38	0.00	22,859.38	0.00
Purchase	07/20/2022	47800AAC4	265,000.00	John Deere Owner Trust 2022-B A3 3.74% Due 2/16/2027	99.990	3.77%	264,974.69	0.00	264,974.69	0.00
Purchase	07/21/2022	94975H312	11,768.75	Wells Fargo Advantage Treasury Plus MMF	1.000	0.99%	11,768.75	0.00	11,768.75	0.00
Purchase	07/21/2022	94975H312	34.88	Wells Fargo Advantage Treasury Plus MMF	1.000	0.99%	34.88	0.00	34.88	0.00
Purchase	07/21/2022	94975H312	150.33	Wells Fargo Advantage Treasury Plus MMF	1.000	0.99%	150.33	0.00	150.33	0.00
Purchase	07/25/2022	94975H312	183.33	Wells Fargo Advantage Treasury Plus MMF	1.000	0.99%	183.33	0.00	183.33	0.00
Purchase	07/25/2022	94975H312	536.79	Wells Fargo Advantage Treasury Plus MMF	1.000	0.99%	536.79	0.00	536.79	0.00
Purchase	07/25/2022	94975H312	52.25	Wells Fargo Advantage Treasury Plus MMF	1.000	0.99%	52.25	0.00	52.25	0.00
Purchase	07/31/2022	94975H312	13,062.50	Wells Fargo Advantage Treasury Plus MMF	1.000	1.41%	13,062.50	0.00	13,062.50	0.00
Subtotal			526,673.03				526,647.72	0.00	526,647.72	0.00
Security Contribution	07/31/2022	90COCM\$00	48,931.67	Summary of Cash Held in Trust *See Details (Attached)	1.000		48,931.67	0.00	48,931.67	0.00
Subtotal			48,931.67				48,931.67	0.00	48,931.67	0.00
TOTAL ACQUISITIONS			575,604.70				575,579.39	0.00	575,579.39	0.00

Transaction Ledger

As of July 31, 2022



Transaction Type	Settlement Date	CUSIP	Quantity	Security Description	Price	Acq/Disp Yield	Amount	Interest Pur/Sold	Total Amount	Gain/Loss
DISPOSITIONS										
Sale	07/20/2022	94975H312	264,974.69	Wells Fargo Advantage Treasury Plus MMF	1.000	0.99%	264,974.69	0.00	264,974.69	0.00
Subtotal			264,974.69				264,974.69	0.00	264,974.69	0.00
Paydown	07/15/2022	02582JIT8	0.00	American Express Credit Trust 2022-2 A 3.39% Due 5/17/2027	100.000		0.00	1,567.88	1,567.88	0.00
Paydown	07/15/2022	43815BAC4	0.00	Honda Auto Receivables Trust 2022-1 A3 1.88% Due 5/15/2026	100.000		0.00	517.00	517.00	0.00
Paydown	07/15/2022	44934KAC8	0.00	Hyundai Auto Receivables Trust 2021-B A3 0.38% Due 1/15/2026	100.000		0.00	175.75	175.75	0.00
Paydown	07/15/2022	44935FAD6	0.00	Hyundai Auto Receivables Trust 2021-C A3 0.74% Due 5/15/2026	100.000		0.00	89.42	89.42	0.00
Paydown	07/15/2022	477870AC3	4,943.27	John Deere Owner Trust 2019-B A3 2.21% Due 12/15/2023	100.000		4,943.27	53.38	4,996.65	1.05
Paydown	07/15/2022	47787JAC2	0.00	John Deere Owner Trust 2022-A A3 2.32% Due 9/16/2026	100.000		0.00	493.00	493.00	0.00
Paydown	07/15/2022	47787NAC3	5,600.98	John Deere Owner Trust 2020-B A3 0.51% Due 11/15/2024	100.000		5,600.98	39.65	5,640.63	0.85
Paydown	07/15/2022	47788UAC6	0.00	John Deere Owner Trust 2021-A A3 0.36% Due 9/15/2025	100.000		0.00	66.00	66.00	0.00
Paydown	07/15/2022	47789QAC4	0.00	John Deere Owner Trust 2021-B A3 0.52% Due 3/16/2026	100.000		0.00	112.67	112.67	0.00
Paydown	07/15/2022	58769KAD6	0.00	Mercedes-Benz Auto Lease Trust 2021-B A3 0.4% Due 11/15/2024	100.000		0.00	101.67	101.67	0.00
Paydown	07/15/2022	89238FAD5	0.00	Toyota Auto Receivables OT 2022-B A3 2.93% Due 9/15/2026	100.000		0.00	537.17	537.17	0.00
Paydown	07/15/2022	89240BAC2	21,140.95	Toyota Auto Receivables Owners 2021-A A3 0.26% Due 5/15/2025	100.000		21,140.95	122.42	21,263.37	3.92



Transaction Type	Settlement Date	CUSIP	Quantity	Security Description	Price	Acq/Disp Yield	Amount	Interest Pur/Sold	Total Amount	Gain/Loss
DISPOSITIONS										
Paydown	07/21/2022	43813GAC5	0.00	Honda Auto Receivables Trust 2021-1 A3 0.27% Due 4/21/2025	100.000		0.00	34.88	34.88	0.00
Paydown	07/21/2022	43815GAC3	0.00	Honda Auto Receivables Trust 2021-4 A3 0.88% Due 1/21/2026	100.000		0.00	150.33	150.33	0.00
Paydown	07/25/2022	05601XAC3	0.00	BMW Vehicle Lease Trust 2022-1 A3 1.1% Due 3/25/2025	100.000		0.00	183.33	183.33	0.00
Paydown	07/25/2022	05602RAD3	0.00	BMW Vehicle Owner Trust 2022-A A3 3.21% Due 8/25/2026	100.000		0.00	536.79	536.79	0.00
Paydown	07/25/2022	09690AAC7	0.00	BMW Vehicle Lease Trust 2021-2 A3 0.33% Due 12/26/2024	100.000		0.00	52.25	52.25	0.00
Subtotal			31,685.20				31,685.20	4,833.59	36,518.79	5.82
Security Withdrawal	07/31/2022	90JPMC\$02	10,321,974.15	JP Morgan Chase Checking Account	1.000		10,321,974.15	0.00	10,321,974.15	0.00
Security Withdrawal	07/31/2022	90LAIF\$00	15,000,000.00	Local Agency Investment Fund State Pool	1.000		15,000,000.00	0.00	15,000,000.00	0.00
Subtotal			25,321,974.15				25,321,974.15	0.00	25,321,974.15	0.00
TOTAL DISPOSITIONS			25,618,634.04				25,618,634.04	4,833.59	25,623,467.63	5.82

OTHER TRANSACTIONS										
Interest	07/02/2022	3135G0V75	1,000,000.00	FNMA Note 1.75% Due 7/2/2024	0.000		8,750.00	0.00	8,750.00	0.00
Interest	07/11/2022	06051GEU9	800,000.00	Bank of America Corp Note 3.3% Due 1/11/2023	0.000		13,200.00	0.00	13,200.00	0.00
Interest	07/12/2022	02665WCT6	1,000,000.00	American Honda Finance Note 3.55% Due 1/12/2024	0.000		17,750.00	0.00	17,750.00	0.00
Interest	07/15/2022	79466LAG9	125,000.00	Salesforce.com Inc Callable Note Cont 7/15/2022 0.625% Due 7/15/2024	0.000		390.63	0.00	390.63	0.00

Transaction Ledger

As of July 31, 2022



Transaction Type	Settlement Date	CUSIP	Quantity	Security Description	Price	Acq/Disp Yield	Amount	Interest Pur/Sold	Total Amount	Gain/Loss
OTHER TRANSACTIONS										
Interest	07/15/2022	87612EBM7	360,000.00	Target Corp Callable Note Cont 12/15/2026 1.95% Due 1/15/2027	0.000		3,334.50	0.00	3,334.50	0.00
Interest	07/19/2022	3135G0T94	1,925,000.00	FNMA Note 2.375% Due 1/19/2023	0.000		22,859.38	0.00	22,859.38	0.00
Interest	07/21/2022	3137EAEU9	810,000.00	FHLMC Note 0.375% Due 7/21/2025	0.000		1,518.75	0.00	1,518.75	0.00
Interest	07/21/2022	90331HPL1	1,000,000.00	US Bank NA Callable Note Cont 12/21/2024 2.05% Due 1/21/2025	0.000		10,250.00	0.00	10,250.00	0.00
Interest	07/31/2022	9128282N9	1,000,000.00	US Treasury Note 2.125% Due 7/31/2024	0.000		10,625.00	0.00	10,625.00	0.00
Interest	07/31/2022	91282CBH3	1,300,000.00	US Treasury Note 0.375% Due 1/31/2026	0.000		2,437.50	0.00	2,437.50	0.00
Subtotal			9,320,000.00				91,115.76	0.00	91,115.76	0.00
Dividend	07/05/2022	94975H312	3,974,854.48	Wells Fargo Advantage Treasury Plus MMF	0.000		112.88	0.00	112.88	0.00
Dividend	07/15/2022	90LAIF\$00	6,503,755,540.58	Local Agency Investment Fund State Pool	0.000		133,925.60	0.00	133,925.60	0.00
Subtotal			6,507,730,395.06				134,038.48	0.00	134,038.48	0.00
TOTAL OTHER TRANSACTIONS			6,517,050,395.06				225,154.24	0.00	225,154.24	0.00



CUSIP	Security Description	Trade Date Settle Date Units	Book Value: Begin Book Value: Acq Book Value: Disp Book Value: End	Prior Accrued Inc. Received Ending Accrued Total Interest	Accr. Of Discount Amort. Of Premium Net Accret/Amort Income Earned	Total Income
FIXED INCOME						
023135BW5	Amazon.com Inc Note 0.45% Due 05/12/2024	05/10/2021 05/12/2021 500,000.00	499,270.00 0.00 0.00 499,270.00	306.25 0.00 493.75 187.50	0.00 0.00 0.00 187.50	187.50
02582JIT8	American Express Credit Trust 2022-2 A 3.39% Due 05/17/2027	05/17/2022 05/24/2022 555,000.00	554,877.23 0.00 0.00 554,877.23	836.20 1,567.88 836.20 1,567.88	0.00 0.00 0.00 1,567.88	1,567.88
02665WCT6	American Honda Finance Note 3.55% Due 01/12/2024	01/23/2019 01/25/2019 1,000,000.00	1,004,430.00 0.00 0.00 1,004,430.00	16,665.28 17,750.00 1,873.61 2,958.33	0.00 0.00 0.00 2,958.33	2,958.33
05601XAC3	BMW Vehicle Lease Trust 2022-1 A3 1.1% Due 03/25/2025	01/11/2022 01/19/2022 200,000.00	199,970.10 0.00 0.00 199,970.10	36.67 183.33 36.67 183.33	0.00 0.00 0.00 183.33	183.33
05602RAD3	BMW Vehicle Owner Trust 2022-A A3 3.21% Due 08/25/2026	05/10/2022 05/18/2022 215,000.00	214,988.82 0.00 0.00 214,988.82	115.03 536.79 115.03 536.79	0.00 0.00 0.00 536.79	536.79
06051GEU9	Bank of America Corp Note 3.3% Due 01/11/2023	06/27/2018 06/29/2018 800,000.00	789,016.00 0.00 0.00 789,016.00	12,466.67 13,200.00 1,466.67 2,200.00	0.00 0.00 0.00 2,200.00	2,200.00
06368FAC3	Bank of Montreal Note 1.25% Due 09/15/2026	10/14/2021 10/18/2021 1,000,000.00	988,680.00 0.00 0.00 988,680.00	3,680.56 0.00 4,722.22 1,041.66	0.00 0.00 0.00 1,041.66	1,041.66
084664CZ2	Berkshire Hathaway Callable Note Cont 2/15/2027 2.3% Due 03/15/2027	03/07/2022 03/15/2022 725,000.00	724,862.25 0.00 0.00 724,862.25	4,909.86 0.00 6,299.44 1,389.58	0.00 0.00 0.00 1,389.58	1,389.58
09247XAN1	Blackrock Inc Note 3.2% Due 03/15/2027	04/25/2022 04/27/2022 900,000.00	891,738.00 0.00 0.00 891,738.00	8,480.00 0.00 10,880.00 2,400.00	0.00 0.00 0.00 2,400.00	2,400.00

Income Earned

As of July 31, 2022



CUSIP	Security Description	Trade Date Settle Date Units	Book Value: Begin Book Value: Acq Book Value: Disp Book Value: End	Prior Accrued Inc. Received Ending Accrued Total Interest	Accr. Of Discount Amort. Of Premium Net Accret/Amort Income Earned	Total Income
09690AAC7	BMW Vehicle Lease Trust 2021-2 A3 0.33% Due 12/26/2024	09/08/2021 09/15/2021 190,000.00	189,980.39 0.00 0.00 189,980.39	10.45 52.25 10.45 52.25	0.00 0.00 0.00 52.25	52.25
14913R2V8	Caterpillar Financial Service Note 3.4% Due 05/13/2025	05/10/2022 05/13/2022 295,000.00	294,625.35 0.00 0.00 294,625.35	1,337.33 0.00 2,173.17 835.84	0.00 0.00 0.00 835.84	835.84
166764AB6	Chevron Corp Callable Note Cont 9/5/2022 2.355% Due 12/05/2022	06/25/2018 06/27/2018 650,000.00	627,172.00 0.00 0.00 627,172.00	1,105.54 0.00 2,381.17 1,275.63	0.00 0.00 0.00 1,275.63	1,275.63
30231GAR3	Exxon Mobil Corp Callable Note Cont 1/1/2023 2.726% Due 03/01/2023	11/27/2018 11/29/2018 800,000.00	776,832.00 0.00 0.00 776,832.00	7,269.33 0.00 9,086.67 1,817.34	0.00 0.00 0.00 1,817.34	1,817.34
3130A0F70	FHLB Note 3.375% Due 12/08/2023	01/16/2019 01/17/2019 1,350,000.00	1,389,406.50 0.00 0.00 1,389,406.50	2,910.94 0.00 6,707.81 3,796.87	0.00 0.00 0.00 3,796.87	3,796.87
3130A1XJ2	FHLB Note 2.875% Due 06/14/2024	06/18/2019 06/20/2019 1,100,000.00	1,147,872.00 0.00 0.00 1,147,872.00	1,493.40 0.00 4,128.82 2,635.42	0.00 0.00 0.00 2,635.42	2,635.42
3130ADRG9	FHLB Note 2.75% Due 03/10/2023	05/10/2018 05/14/2018 1,100,000.00	1,093,532.00 0.00 0.00 1,093,532.00	9,327.08 0.00 11,847.92 2,520.84	0.00 0.00 0.00 2,520.84	2,520.84
3130AJKW8	FHLB Note 0.5% Due 06/13/2025	06/24/2020 06/25/2020 675,000.00	674,473.50 0.00 0.00 674,473.50	168.75 0.00 450.00 281.25	0.00 0.00 0.00 281.25	281.25
313383YJ4	FHLB Note 3.375% Due 09/08/2023	11/08/2018 11/09/2018 1,000,000.00	1,006,640.00 0.00 0.00 1,006,640.00	10,593.75 0.00 13,406.25 2,812.50	0.00 0.00 0.00 2,812.50	2,812.50

Income Earned

As of July 31, 2022



CUSIP	Security Description	Trade Date Settle Date Units	Book Value: Begin Book Value: Acq Book Value: Disp Book Value: End	Prior Accrued Inc. Received Ending Accrued Total Interest	Accr. Of Discount Amort. Of Premium Net Accret/Amort Income Earned	Total Income
3135G03U5	FNMA Note 0.625% Due 04/22/2025	Various Various 1,760,000.00	1,759,458.70 0.00 0.00 1,759,458.70	2,108.33 0.00 3,025.00 916.67	0.00 0.00 0.00 916.67	916.67
3135G04Z3	FNMA Note 0.5% Due 06/17/2025	06/17/2020 06/19/2020 1,065,000.00	1,062,795.45 0.00 0.00 1,062,795.45	207.08 0.00 650.83 443.75	0.00 0.00 0.00 443.75	443.75
3135G05X7	FNMA Note 0.375% Due 08/25/2025	08/25/2020 08/27/2020 1,280,000.00	1,274,009.60 0.00 0.00 1,274,009.60	1,680.00 0.00 2,080.00 400.00	0.00 0.00 0.00 400.00	400.00
3135G06G3	FNMA Note 0.5% Due 11/07/2025	11/09/2020 11/12/2020 1,385,000.00	1,380,041.70 0.00 0.00 1,380,041.70	1,038.75 0.00 1,615.83 577.08	0.00 0.00 0.00 577.08	577.08
3135G0T94	FNMA Note 2.375% Due 01/19/2023	04/13/2018 04/16/2018 1,925,000.00	1,893,237.50 0.00 0.00 1,893,237.50	20,573.44 22,859.38 1,523.96 3,809.90	0.00 0.00 0.00 3,809.90	3,809.90
3135G0U43	FNMA Note 2.875% Due 09/12/2023	09/20/2018 09/21/2018 2,000,000.00	1,983,880.00 0.00 0.00 1,983,880.00	17,409.72 0.00 22,201.39 4,791.67	0.00 0.00 0.00 4,791.67	4,791.67
3135G0V75	FNMA Note 1.75% Due 07/02/2024	07/11/2019 07/12/2019 1,000,000.00	992,260.00 0.00 0.00 992,260.00	8,701.39 8,750.00 1,409.72 1,458.33	0.00 0.00 0.00 1,458.33	1,458.33
3137EAEN5	FHLMC Note 2.75% Due 06/19/2023	Various Various 1,900,000.00	1,889,989.00 0.00 0.00 1,889,989.00	1,741.67 0.00 6,095.83 4,354.16	0.00 0.00 0.00 4,354.16	4,354.16
3137EAEP0	FHLMC Note 1.5% Due 02/12/2025	02/13/2020 02/14/2020 1,345,000.00	1,343,964.35 0.00 0.00 1,343,964.35	7,789.79 0.00 9,471.04 1,681.25	0.00 0.00 0.00 1,681.25	1,681.25



CUSIP	Security Description	Trade Date Settle Date Units	Book Value: Begin Book Value: Acq Book Value: Disp Book Value: End	Prior Accrued Inc. Received Ending Accrued Total Interest	Accr. Of Discount Amort. Of Premium Net Accret/Amort Income Earned	Total Income
3137EAER6	FHLMC Note 0.375% Due 05/05/2023	06/23/2020 06/24/2020 1,600,000.00	1,602,992.00 0.00 0.00 1,602,992.00	933.33 0.00 1,433.33 500.00	0.00 0.00 0.00 500.00	500.00
3137EAEU9	FHLMC Note 0.375% Due 07/21/2025	07/21/2020 07/23/2020 810,000.00	805,966.20 0.00 0.00 805,966.20	1,350.00 1,518.75 84.38 253.13	0.00 0.00 0.00 253.13	253.13
3137EAEX3	FHLMC Note 0.375% Due 09/23/2025	Various Various 2,085,000.00	2,077,316.15 0.00 0.00 2,077,316.15	2,128.44 0.00 2,780.00 651.56	0.00 0.00 0.00 651.56	651.56
43813GAC5	Honda Auto Receivables Trust 2021-1 A3 0.27% Due 04/21/2025	02/17/2021 02/24/2021 155,000.00	154,997.16 0.00 0.00 154,997.16	11.63 34.88 11.63 34.88	0.00 0.00 0.00 34.88	34.88
43815BAC4	Honda Auto Receivables Trust 2022-1 A3 1.88% Due 05/15/2026	02/15/2022 02/23/2022 330,000.00	329,950.37 0.00 0.00 329,950.37	275.73 517.00 275.73 517.00	0.00 0.00 0.00 517.00	517.00
43815GAC3	Honda Auto Receivables Trust 2021-4 A3 0.88% Due 01/21/2026	11/16/2021 11/24/2021 205,000.00	204,956.79 0.00 0.00 204,956.79	50.11 150.33 50.11 150.33	0.00 0.00 0.00 150.33	150.33
44934KAC8	Hyundai Auto Receivables Trust 2021-B A3 0.38% Due 01/15/2026	07/20/2021 07/28/2021 555,000.00	554,877.51 0.00 0.00 554,877.51	93.73 175.75 93.73 175.75	0.00 0.00 0.00 175.75	175.75
44935FAD6	Hyundai Auto Receivables Trust 2021-C A3 0.74% Due 05/15/2026	11/09/2021 11/17/2021 145,000.00	144,967.64 0.00 0.00 144,967.64	47.69 89.42 47.69 89.42	0.00 0.00 0.00 89.42	89.42
46647PBH8	JP Morgan Chase & Co Callable Note Mthly 3/13/2025 2.005% Due 03/13/2026	03/16/2021 03/18/2021 500,000.00	514,575.00 0.00 0.00 514,575.00	3,007.50 0.00 3,842.92 835.42	0.00 0.00 0.00 835.42	835.42

Income Earned

As of July 31, 2022



CUSIP	Security Description	Trade Date Settle Date Units	Book Value: Begin Book Value: Acq Book Value: Disp Book Value: End	Prior Accrued Inc. Received Ending Accrued Total Interest	Accr. Of Discount Amort. Of Premium Net Accret/Amort Income Earned	Total Income
477870AC3	John Deere Owner Trust 2019-B A3 2.21% Due 12/15/2023	07/16/2019 07/24/2019 24,040.73	28,977.85 0.00 4,942.22 24,035.63	28.47 53.38 23.61 48.52	0.00 0.00 0.00 48.52	48.52
47787JAC2	John Deere Owner Trust 2022-A A3 2.32% Due 09/16/2026	03/10/2022 03/16/2022 255,000.00	254,943.59 0.00 0.00 254,943.59	262.93 493.00 262.93 493.00	0.00 0.00 0.00 493.00	493.00
47787NAC3	John Deere Owner Trust 2020-B A3 0.51% Due 11/15/2024	07/14/2020 07/22/2020 87,683.22	93,269.98 0.00 5,600.13 87,669.85	21.14 39.65 19.87 38.38	0.00 0.00 0.00 38.38	38.38
47788UAC6	John Deere Owner Trust 2021-A A3 0.36% Due 09/15/2025	03/02/2021 03/10/2021 220,000.00	219,957.72 0.00 0.00 219,957.72	35.20 66.00 35.20 66.00	0.00 0.00 0.00 66.00	66.00
47789QAC4	John Deere Owner Trust 2021-B A3 0.52% Due 03/16/2026	07/13/2021 07/21/2021 260,000.00	259,976.81 0.00 0.00 259,976.81	60.09 112.67 60.09 112.67	0.00 0.00 0.00 112.67	112.67
47800AAC4	John Deere Owner Trust 2022-B A3 3.74% Due 02/16/2027	07/12/2022 07/20/2022 265,000.00	0.00 264,974.69 0.00 264,974.69	0.00 0.00 302.84 302.84	0.00 0.00 0.00 302.84	302.84
525ESC2W8	Lehman Brothers ESCROW CUSIP - Defaulted Due 02/06/2023	04/17/2012 04/18/2012 2,500,000.00	14,176.43 0.00 0.00 14,176.43	0.00 0.00 0.00 0.00	0.00 0.00 0.00 0.00	0.00
525ESCIB7	Lehman Brothers Note-Defaulted Due 01/24/2023	04/17/2012 04/18/2012 2,500,000.00	14,265.99 0.00 0.00 14,265.99	0.00 0.00 0.00 0.00	0.00 0.00 0.00 0.00	0.00
58769KAD6	Mercedes-Benz Auto Lease Trust 2021-B A3 0.4% Due 11/15/2024	06/22/2021 06/29/2021 305,000.00	304,976.97 0.00 0.00 304,976.97	54.22 101.67 54.22 101.67	0.00 0.00 0.00 101.67	101.67

Income Earned

As of July 31, 2022



CUSIP	Security Description	Trade Date Settle Date Units	Book Value: Begin Book Value: Acq Book Value: Disp Book Value: End	Prior Accrued Inc. Received Ending Accrued Total Interest	Accr. Of Discount Amort. Of Premium Net Accret/Amort Income Earned	Total Income
63743HFE7	National Rural Utilities Note 3.45% Due 06/15/2025	04/27/2022 05/04/2022 190,000.00	189,948.70 0.00 0.00 189,948.70	1,037.88 0.00 1,584.13 546.25	0.00 0.00 0.00 546.25	546.25
665859AW4	Northern Trust Company Callable Note Cont 4/10/2027 4% Due 05/10/2027	05/05/2022 05/10/2022 270,000.00	269,562.60 0.00 0.00 269,562.60	1,530.00 0.00 2,430.00 900.00	0.00 0.00 0.00 900.00	900.00
78015K7C2	Royal Bank of Canada Note 2.25% Due 11/01/2024	05/19/2020 05/21/2020 750,000.00	772,882.50 0.00 0.00 772,882.50	2,812.50 0.00 4,218.75 1,406.25	0.00 0.00 0.00 1,406.25	1,406.25
79466LAG9	Salesforce.com Inc Callable Note Cont 7/15/2022 0.625% Due 07/15/2024	06/29/2021 07/12/2021 125,000.00	124,936.25 0.00 0.00 124,936.25	360.24 390.63 34.72 65.11	0.00 0.00 0.00 65.11	65.11
808513BN4	Charles Schwab Corp Callable Note Cont 2/18/2024 0.75% Due 03/18/2024	03/17/2021 03/19/2021 1,000,000.00	1,000,810.00 0.00 0.00 1,000,810.00	2,145.83 0.00 2,770.83 625.00	0.00 0.00 0.00 625.00	625.00
808513BY0	Charles Schwab Corp Callable Note Cont 2/3/2027 2.45% Due 03/03/2027	03/01/2022 03/03/2022 195,000.00	194,789.40 0.00 0.00 194,789.40	1,565.96 0.00 1,964.08 398.12	0.00 0.00 0.00 398.12	398.12
857477BR3	State Street Bank Callable Note Cont 2/6/2025 1.746% Due 02/06/2026	02/02/2022 02/07/2022 205,000.00	205,000.00 0.00 0.00 205,000.00	1,431.72 0.00 1,730.00 298.28	0.00 0.00 0.00 298.28	298.28
87612EBM7	Target Corp Callable Note Cont 12/15/2026 1.95% Due 01/15/2027	01/19/2022 01/24/2022 360,000.00	359,388.00 0.00 0.00 359,388.00	3,061.50 3,334.50 312.00 585.00	0.00 0.00 0.00 585.00	585.00
89114QCB2	Toronto Dominion Bank Note 3.25% Due 03/11/2024	03/26/2019 03/28/2019 1,000,000.00	1,013,580.00 0.00 0.00 1,013,580.00	9,930.56 0.00 12,638.89 2,708.33	0.00 0.00 0.00 2,708.33	2,708.33

Income Earned

As of July 31, 2022



CUSIP	Security Description	Trade Date Settle Date Units	Book Value: Begin Book Value: Acq Book Value: Disp Book Value: End	Prior Accrued Inc. Received Ending Accrued Total Interest	Accr. Of Discount Amort. Of Premium Net Accret/Amort Income Earned	Total Income
89236TJK2	Toyota Motor Credit Corp Note 1.125% Due 06/18/2026	06/15/2021 06/18/2021 665,000.00	664,707.40 0.00 0.00 664,707.40	270.16 0.00 893.59 623.43	0.00 0.00 0.00 623.43	623.43
89238FAD5	Toyota Auto Receivables OT 2022-B A3 2.93% Due 09/15/2026	04/07/2022 04/13/2022 220,000.00	219,994.85 0.00 0.00 219,994.85	286.49 537.17 286.49 537.17	0.00 0.00 0.00 537.17	537.17
89240BAC2	Toyota Auto Receivables Owners 2021-A A3 0.26% Due 05/15/2025	02/02/2021 02/08/2021 543,859.05	564,895.14 0.00 21,137.03 543,758.11	65.29 122.42 62.85 119.98	0.00 0.00 0.00 119.98	119.98
90331HPL1	US Bank NA Callable Note Cont 12/21/2024 2.05% Due 01/21/2025	01/16/2020 01/21/2020 1,000,000.00	997,870.00 0.00 0.00 997,870.00	9,111.11 10,250.00 569.44 1,708.33	0.00 0.00 0.00 1,708.33	1,708.33
9128282A7	US Treasury Note 1.5% Due 08/15/2026	09/23/2021 09/24/2021 1,100,000.00	1,131,023.44 0.00 0.00 1,131,023.44	6,198.90 0.00 7,611.88 1,412.98	0.00 0.00 0.00 1,412.98	1,412.98
9128282N9	US Treasury Note 2.125% Due 07/31/2024	08/28/2019 08/29/2019 1,000,000.00	1,034,648.44 0.00 0.00 1,034,648.44	8,863.95 10,625.00 57.74 1,818.79	0.00 0.00 0.00 1,818.79	1,818.79
9128282Y5	US Treasury Note 2.125% Due 09/30/2024	11/12/2019 11/13/2019 1,525,000.00	1,550,496.09 0.00 0.00 1,550,496.09	8,145.83 0.00 10,890.63 2,744.80	0.00 0.00 0.00 2,744.80	2,744.80
9128284Z0	US Treasury Note 2.75% Due 08/31/2025	05/27/2021 05/28/2021 1,000,000.00	1,088,789.06 0.00 0.00 1,088,789.06	9,191.58 0.00 11,508.15 2,316.57	0.00 0.00 0.00 2,316.57	2,316.57
912828W48	US Treasury Note 2.125% Due 02/29/2024	04/17/2019 04/18/2019 1,500,000.00	1,480,546.88 0.00 0.00 1,480,546.88	10,653.87 0.00 13,338.99 2,685.12	0.00 0.00 0.00 2,685.12	2,685.12

Income Earned

As of July 31, 2022



CUSIP	Security Description	Trade Date Settle Date Units	Book Value: Begin Book Value: Acq Book Value: Disp Book Value: End	Prior Accrued Inc. Received Ending Accrued Total Interest	Accr. Of Discount Amort. Of Premium Net Accret/Amort Income Earned	Total Income
912828WJ5	US Treasury Note 2.5% Due 05/15/2024	06/10/2019 06/11/2019 1,125,000.00	1,156,376.95 0.00 0.00 1,156,376.95	3,592.05 0.00 5,961.28 2,369.23	0.00 0.00 0.00 2,369.23	2,369.23
912828YV6	US Treasury Note 1.5% Due 11/30/2024	12/12/2019 12/13/2019 1,300,000.00	1,286,136.72 0.00 0.00 1,286,136.72	1,651.64 0.00 3,303.28 1,651.64	0.00 0.00 0.00 1,651.64	1,651.64
912828ZC7	US Treasury Note 1.125% Due 02/28/2025	03/24/2020 03/25/2020 825,000.00	849,846.68 0.00 0.00 849,846.68	3,102.16 0.00 3,884.00 781.84	0.00 0.00 0.00 781.84	781.84
91282CBC4	US Treasury Note 0.375% Due 12/31/2025	Various Various 2,325,000.00	2,323,008.79 0.00 0.00 2,323,008.79	23.69 0.00 758.16 734.47	0.00 0.00 0.00 734.47	734.47
91282CBH3	US Treasury Note 0.375% Due 01/31/2026	02/16/2021 02/18/2021 1,300,000.00	1,288,574.22 0.00 0.00 1,288,574.22	2,033.49 2,437.50 13.25 417.26	0.00 0.00 0.00 417.26	417.26
91282CBT7	US Treasury Note 0.75% Due 03/31/2026	04/28/2021 04/29/2021 1,660,000.00	1,651,375.78 0.00 0.00 1,651,375.78	3,129.51 0.00 4,184.02 1,054.51	0.00 0.00 0.00 1,054.51	1,054.51
91282CCF6	US Treasury Note 0.75% Due 05/31/2026	06/17/2021 06/18/2021 1,200,000.00	1,191,843.75 0.00 0.00 1,191,843.75	762.30 0.00 1,524.59 762.29	0.00 0.00 0.00 762.29	762.29
91282CDK4	US Treasury Note 1.25% Due 11/30/2026	12/22/2021 12/23/2021 1,400,000.00	1,402,242.19 0.00 0.00 1,402,242.19	1,482.24 0.00 2,964.48 1,482.24	0.00 0.00 0.00 1,482.24	1,482.24
91282CDZ1	US Treasury Note 1.5% Due 02/15/2025	05/06/2022 05/09/2022 1,000,000.00	962,578.13 0.00 0.00 962,578.13	5,635.36 0.00 6,919.89 1,284.53	0.00 0.00 0.00 1,284.53	1,284.53



CUSIP	Security Description	Trade Date Settle Date Units	Book Value: Begin Book Value: Acq Book Value: Disp Book Value: End	Prior Accrued Inc. Received Ending Accrued Total Interest	Accr. Of Discount Amort. Of Premium Net Accret/Amort Income Earned	Total Income
91282CEN7	US Treasury Note 2.75% Due 04/30/2027	06/21/2022 06/22/2022 1,275,000.00	1,238,144.53 0.00 0.00 1,238,144.53	5,907.27 0.00 8,860.90 2,953.63	0.00 0.00 0.00 2,953.63	2,953.63
91324PEC2	United Health Group Inc Callable Note Cont 4/15/2026 1.15% Due 05/15/2026	Various Various 785,000.00	788,842.40 0.00 0.00 788,842.40	1,153.51 0.00 1,905.81 752.30	0.00 0.00 0.00 752.30	752.30
931142ERO	Wal-Mart Stores Callable Note Cont 08/17/2026 1.05% Due 09/17/2026	09/08/2021 09/17/2021 155,000.00	154,707.05 0.00 0.00 154,707.05	470.17 0.00 605.79 135.62	0.00 0.00 0.00 135.62	135.62
			61,386,692.54	256,930.23	0.00	
			264,974.69	95,949.35	0.00	
			31,679.38	248,156.34	0.00	
Total Fixed Income		66,515,583.00	61,619,987.85	87,175.46	87,175.46	87,175.46
CASH & EQUIVALENT						
90COCM\$00	Summary of Cash Held in Trust *See Details (Attached)	Various Various 2,614,125.81	2,565,194.14 48,931.67 0.00 2,614,125.81	0.00 0.00 0.00 0.00	0.00 0.00 0.00 0.00	0.00
90JPMC\$02	JP Morgan Chase Checking Account	Various Various 12,360,926.89	22,682,901.04 0.00 10,321,974.15 12,360,926.89	0.00 0.00 0.00 0.00	0.00 0.00 0.00 0.00	0.00
94975H312	Wells Fargo Advantage Treasury Plus MMF	Various Various 894,283.78	1,031,511.04 127,747.43 264,974.69 894,283.78	0.00 112.88 0.00 112.88	0.00 0.00 0.00 112.88	112.88
			26,279,606.22	0.00	0.00	
			176,679.10	112.88	0.00	
			10,586,948.84	0.00	0.00	
Total Cash & Equivalent		15,869,336.48	15,869,336.48	112.88	112.88	112.88

Income Earned

As of July 31, 2022



CUSIP	Security Description	Trade Date Settle Date Units	Book Value: Begin Book Value: Acq Book Value: Disp Book Value: End	Prior Accrued Inc. Received Ending Accrued Total Interest	Accr. Of Discount Amort. Of Premium Net Accret/Amort Income Earned	Total Income
LOCAL AGENCY INVESTMENT FUND						
90LAIF\$00	Local Agency Investment Fund State Pool	Various Various 60,116,503.44	74,982,577.84 133,925.60 15,000,000.00 60,116,503.44	123,904.01 133,925.60 68,873.48 78,895.07	0.00 0.00 0.00 78,895.07	78,895.07
Total Local Agency Investment Fund			60,116,503.44	78,895.07	78,895.07	78,895.07
			162,648,876.60	380,834.24	0.00	
			575,579.39	229,987.83	0.00	
			25,618,628.22	317,029.82	0.00	
TOTAL PORTFOLIO		142,501,422.92	137,605,827.77	166,183.41	166,183.41	166,183.41

Cash Flow Report

As of July 31, 2022



Payment Date	Transaction Type	CUSIP	Quantity	Security Description	Principal Amount	Income	Total Amount
08/06/2022	Interest	857477BR3	205,000.00	State Street Bank Callable Note Cont 2/6/2025 1.746% Due 2/6/2026	0.00	1,779.71	1,779.71
08/12/2022	Interest	3137EAEP0	1,345,000.00	FHLMC Note 1.5% Due 2/12/2025	0.00	10,087.50	10,087.50
08/15/2022	Interest	9128282A7	1,100,000.00	US Treasury Note 1.5% Due 8/15/2026	0.00	8,250.00	8,250.00
08/15/2022	Interest	91282CDZ1	1,000,000.00	US Treasury Note 1.5% Due 2/15/2025	0.00	7,500.00	7,500.00
08/15/2022	Paydown	02582JIT8	555,000.00	American Express Credit Trust 2022-2 A 3.39% Due 5/17/2027	0.00	1,567.88	1,567.88
08/15/2022	Paydown	44934KAC8	555,000.00	Hyundai Auto Receivables Trust 2021-B A3 0.38% Due 1/15/2026	0.00	175.75	175.75
08/15/2022	Paydown	47787NAC3	87,683.22	John Deere Owner Trust 2020-B A3 0.51% Due 11/15/2024	7,012.87	37.27	7,050.14
08/15/2022	Paydown	47789QAC4	260,000.00	John Deere Owner Trust 2021-B A3 0.52% Due 3/16/2026	0.00	112.67	112.67
08/15/2022	Paydown	89240BAC2	543,859.05	Toyota Auto Receivables Owners 2021-A A3 0.26% Due 5/15/2025	32,553.46	117.84	32,671.30
08/15/2022	Paydown	47787JAC2	255,000.00	John Deere Owner Trust 2022-A A3 2.32% Due 9/16/2026	0.00	493.00	493.00
08/15/2022	Paydown	47788UAC6	220,000.00	John Deere Owner Trust 2021-A A3 0.36% Due 9/15/2025	0.00	66.00	66.00
08/15/2022	Paydown	43815BAC4	330,000.00	Honda Auto Receivables Trust 2022-1 A3 1.88% Due 5/15/2026	0.00	517.00	517.00
08/15/2022	Paydown	89238FAD5	220,000.00	Toyota Auto Receivables OT 2022-B A3 2.93% Due 9/15/2026	0.00	537.17	537.17
08/15/2022	Paydown	44935FAD6	145,000.00	Hyundai Auto Receivables Trust 2021-C A3 0.74% Due 5/15/2026	0.00	89.42	89.42
08/15/2022	Paydown	477870AC3	24,040.73	John Deere Owner Trust 2019-B A3 2.21% Due 12/15/2023	6,877.15	44.28	6,921.43
08/15/2022	Paydown	58769KAD6	305,000.00	Mercedes-Benz Auto Lease Trust 2021-B A3 0.4% Due 11/15/2024	0.00	101.67	101.67
08/21/2022	Paydown	43813GAC5	155,000.00	Honda Auto Receivables Trust 2021-1 A3 0.27% Due 4/21/2025	7,732.22	34.88	7,767.10



Payment Date	Transaction Type	CUSIP	Quantity	Security Description	Principal Amount	Income	Total Amount
08/21/2022	Paydown	43815GAC3	205,000.00	Honda Auto Receivables Trust 2021-4 A3 0.88% Due 1/21/2026	0.00	150.33	150.33
08/25/2022	Interest	3135G05X7	1,280,000.00	FNMA Note 0.375% Due 8/25/2025	0.00	2,400.00	2,400.00
08/25/2022	Paydown	05602RAD3	215,000.00	BMW Vehicle Owner Trust 2022-A A3 3.21% Due 8/25/2026	0.00	575.13	575.13
08/25/2022	Paydown	09690AAC7	190,000.00	BMW Vehicle Lease Trust 2021-2 A3 0.33% Due 12/26/2024	0.00	52.25	52.25
08/25/2022	Paydown	05601XAC3	200,000.00	BMW Vehicle Lease Trust 2022-1 A3 1.1% Due 3/25/2025	0.00	183.33	183.33
08/31/2022	Interest	912828W48	1,500,000.00	US Treasury Note 2.125% Due 2/29/2024	0.00	15,937.50	15,937.50
08/31/2022	Interest	9128284Z0	1,000,000.00	US Treasury Note 2.75% Due 8/31/2025	0.00	13,750.00	13,750.00
08/31/2022	Interest	912828ZC7	825,000.00	US Treasury Note 1.125% Due 2/28/2025	0.00	4,640.63	4,640.63
AUG 2022					54,175.70	69,201.21	123,376.91
09/01/2022	Interest	30231GAR3	800,000.00	Exxon Mobil Corp Callable Note Cont 1/1/2023 2.726% Due 3/1/2023	0.00	10,904.00	10,904.00
09/03/2022	Interest	808513BY0	195,000.00	Charles Schwab Corp Callable Note Cont 2/3/2027 2.45% Due 3/3/2027	0.00	2,388.75	2,388.75
09/08/2022	Interest	313383YJ4	1,000,000.00	FHLB Note 3.375% Due 9/8/2023	0.00	16,875.00	16,875.00
09/10/2022	Interest	3130ADRG9	1,100,000.00	FHLB Note 2.75% Due 3/10/2023	0.00	15,125.00	15,125.00
09/11/2022	Interest	89114QCB2	1,000,000.00	Toronto Dominion Bank Note 3.25% Due 3/11/2024	0.00	16,250.00	16,250.00
09/12/2022	Interest	3135G0U43	2,000,000.00	FNMA Note 2.875% Due 9/12/2023	0.00	28,750.00	28,750.00
09/13/2022	Interest	46647PBH8	500,000.00	JP Morgan Chase & Co Callable Note Mthly 3/13/2025 2.005% Due 3/13/2026	0.00	5,012.50	5,012.50
09/15/2022	Interest	06368FAC3	1,000,000.00	Bank of Montreal Note 1.25% Due 9/15/2026	0.00	6,250.00	6,250.00

Cash Flow Report

As of July 31, 2022



Payment Date	Transaction Type	CUSIP	Quantity	Security Description	Principal Amount	Income	Total Amount
09/15/2022	Interest	09247XAN1	900,000.00	Blackrock Inc Note 3.2% Due 3/15/2027	0.00	14,400.00	14,400.00
09/15/2022	Interest	084664CZ2	725,000.00	Berkshire Hathaway Callable Note Cont 2/15/2027 2.3% Due 3/15/2027	0.00	8,337.50	8,337.50
09/15/2022	Paydown	47787JAC2	255,000.00	John Deere Owner Trust 2022-A A3 2.32% Due 9/16/2026	0.00	493.00	493.00
09/15/2022	Paydown	02582JIT8	555,000.00	American Express Credit Trust 2022-2 A 3.39% Due 5/17/2027	0.00	1,567.88	1,567.88
09/15/2022	Paydown	44935FAD6	145,000.00	Hyundai Auto Receivables Trust 2021-C A3 0.74% Due 5/15/2026	0.00	89.42	89.42
09/15/2022	Paydown	47787NAC3	87,683.22	John Deere Owner Trust 2020-B A3 0.51% Due 11/15/2024	4,730.47	34.28	4,764.75
09/15/2022	Paydown	47788UAC6	220,000.00	John Deere Owner Trust 2021-A A3 0.36% Due 9/15/2025	0.00	66.00	66.00
09/15/2022	Paydown	47789QAC4	260,000.00	John Deere Owner Trust 2021-B A3 0.52% Due 3/16/2026	0.00	112.67	112.67
09/15/2022	Paydown	58769KAD6	305,000.00	Mercedes-Benz Auto Lease Trust 2021-B A3 0.4% Due 11/15/2024	0.00	101.67	101.67
09/15/2022	Paydown	89240BAC2	543,859.05	Toyota Auto Receivables Owners 2021-A A3 0.26% Due 5/15/2025	26,832.19	110.78	26,942.97
09/15/2022	Paydown	43815BAC4	330,000.00	Honda Auto Receivables Trust 2022-1 A3 1.88% Due 5/15/2026	0.00	517.00	517.00
09/15/2022	Paydown	44934KAC8	555,000.00	Hyundai Auto Receivables Trust 2021-B A3 0.38% Due 1/15/2026	0.00	175.75	175.75
09/15/2022	Paydown	89238FAD5	220,000.00	Toyota Auto Receivables OT 2022-B A3 2.93% Due 9/15/2026	0.00	537.17	537.17
09/15/2022	Paydown	477870AC3	24,040.73	John Deere Owner Trust 2019-B A3 2.21% Due 12/15/2023	1,056.06	31.61	1,087.67
09/15/2022	Paydown	47800AAC4	265,000.00	John Deere Owner Trust 2022-B A3 3.74% Due 2/16/2027	0.00	1,514.18	1,514.18
09/17/2022	Interest	931142ER0	155,000.00	Wal-Mart Stores Callable Note Cont 08/17/2026 1.05% Due 9/17/2026	0.00	813.75	813.75
09/18/2022	Interest	808513BN4	1,000,000.00	Charles Schwab Corp Callable Note Cont 2/18/2024 0.75% Due 3/18/2024	0.00	3,750.00	3,750.00

Cash Flow Report

As of July 31, 2022



Payment Date	Transaction Type	CUSIP	Quantity	Security Description	Principal Amount	Income	Total Amount
09/21/2022	Paydown	43813GAC5	155,000.00	Honda Auto Receivables Trust 2021-1 A3 0.27% Due 4/21/2025	7,734.09	33.14	7,767.23
09/21/2022	Paydown	43815GAC3	205,000.00	Honda Auto Receivables Trust 2021-4 A3 0.88% Due 1/21/2026	0.00	150.33	150.33
09/23/2022	Interest	3137EAEX3	2,085,000.00	FHLMC Note 0.375% Due 9/23/2025	0.00	3,909.38	3,909.38
09/25/2022	Paydown	05602RAD3	215,000.00	BMW Vehicle Owner Trust 2022-A A3 3.21% Due 8/25/2026	0.00	575.13	575.13
09/25/2022	Paydown	05601XAC3	200,000.00	BMW Vehicle Lease Trust 2022-1 A3 1.1% Due 3/25/2025	0.00	183.33	183.33
09/25/2022	Paydown	09690AAC7	190,000.00	BMW Vehicle Lease Trust 2021-2 A3 0.33% Due 12/26/2024	0.00	52.25	52.25
09/30/2022	Interest	91282CBT7	1,660,000.00	US Treasury Note 0.75% Due 3/31/2026	0.00	6,225.00	6,225.00
09/30/2022	Interest	9128282Y5	1,525,000.00	US Treasury Note 2.125% Due 9/30/2024	0.00	16,203.13	16,203.13
SEP 2022					40,352.81	161,539.60	201,892.41
10/15/2022	Paydown	43815BAC4	330,000.00	Honda Auto Receivables Trust 2022-1 A3 1.88% Due 5/15/2026	0.00	517.00	517.00
10/15/2022	Paydown	47788UAC6	220,000.00	John Deere Owner Trust 2021-A A3 0.36% Due 9/15/2025	0.00	66.00	66.00
10/15/2022	Paydown	44934KAC8	555,000.00	Hyundai Auto Receivables Trust 2021-B A3 0.38% Due 1/15/2026	0.00	175.75	175.75
10/15/2022	Paydown	47800AAC4	265,000.00	John Deere Owner Trust 2022-B A3 3.74% Due 2/16/2027	0.00	825.92	825.92
10/15/2022	Paydown	47787JAC2	255,000.00	John Deere Owner Trust 2022-A A3 2.32% Due 9/16/2026	0.00	493.00	493.00
10/15/2022	Paydown	89238FAD5	220,000.00	Toyota Auto Receivables OT 2022-B A3 2.93% Due 9/15/2026	0.00	537.17	537.17
10/15/2022	Paydown	02582JIT8	555,000.00	American Express Credit Trust 2022-2 A 3.39% Due 5/17/2027	0.00	1,567.88	1,567.88
10/15/2022	Paydown	44935FAD6	145,000.00	Hyundai Auto Receivables Trust 2021-C A3 0.74% Due 5/15/2026	0.00	89.42	89.42

Cash Flow Report

As of July 31, 2022



Payment Date	Transaction Type	CUSIP	Quantity	Security Description	Principal Amount	Income	Total Amount
10/15/2022	Paydown	477870AC3	24,040.73	John Deere Owner Trust 2019-B A3 2.21% Due 12/15/2023	1,058.27	29.66	1,087.93
10/15/2022	Paydown	47787NAC3	87,683.22	John Deere Owner Trust 2020-B A3 0.51% Due 11/15/2024	4,732.32	32.27	4,764.59
10/15/2022	Paydown	47789QAC4	260,000.00	John Deere Owner Trust 2021-B A3 0.52% Due 3/16/2026	0.00	112.67	112.67
10/15/2022	Paydown	58769KAD6	305,000.00	Mercedes-Benz Auto Lease Trust 2021-B A3 0.4% Due 11/15/2024	0.00	101.67	101.67
10/15/2022	Paydown	89240BAC2	543,859.05	Toyota Auto Receivables Owners 2021-A A3 0.26% Due 5/15/2025	26,840.91	104.97	26,945.88
10/17/2022	Dividend	90LAIF\$00	4,190,214,329.28	Local Agency Investment Fund State Pool	0.00	134,509.66	134,509.66
10/21/2022	Paydown	43815GAC3	205,000.00	Honda Auto Receivables Trust 2021-4 A3 0.88% Due 1/21/2026	0.00	150.33	150.33
10/21/2022	Paydown	43813GAC5	155,000.00	Honda Auto Receivables Trust 2021-1 A3 0.27% Due 4/21/2025	7,735.96	31.40	7,767.36
10/22/2022	Interest	3135G03U5	1,760,000.00	FNMA Note 0.625% Due 4/22/2025	0.00	5,500.00	5,500.00
10/25/2022	Paydown	05602RAD3	215,000.00	BMW Vehicle Owner Trust 2022-A A3 3.21% Due 8/25/2026	0.00	575.13	575.13
10/25/2022	Paydown	09690AAC7	190,000.00	BMW Vehicle Lease Trust 2021-2 A3 0.33% Due 12/26/2024	0.00	52.25	52.25
10/25/2022	Paydown	05601XAC3	200,000.00	BMW Vehicle Lease Trust 2022-1 A3 1.1% Due 3/25/2025	0.00	183.33	183.33
OCT 2022					40,367.46	145,655.48	186,022.94
11/01/2022	Interest	78015K7C2	750,000.00	Royal Bank of Canada Note 2.25% Due 11/1/2024	0.00	8,437.50	8,437.50
11/05/2022	Interest	3137EAER6	1,600,000.00	FHLMC Note 0.375% Due 5/5/2023	0.00	3,000.00	3,000.00
11/07/2022	Interest	3135G06G3	1,385,000.00	FNMA Note 0.5% Due 11/7/2025	0.00	3,462.50	3,462.50
11/10/2022	Interest	665859AW4	270,000.00	Northern Trust Company Callable Note Cont 4/10/2027 4% Due 5/10/2027	0.00	5,400.00	5,400.00

Cash Flow Report

As of July 31, 2022



Payment Date	Transaction Type	CUSIP	Quantity	Security Description	Principal Amount	Income	Total Amount
11/12/2022	Interest	023135BW5	500,000.00	Amazon.com Inc Note 0.45% Due 5/12/2024	0.00	1,125.00	1,125.00
11/13/2022	Interest	14913R2V8	295,000.00	Caterpillar Financial Service Note 3.4% Due 5/13/2025	0.00	5,015.00	5,015.00
11/15/2022	Interest	912828WJ5	1,125,000.00	US Treasury Note 2.5% Due 5/15/2024	0.00	14,062.50	14,062.50
11/15/2022	Interest	91324PEC2	785,000.00	United Health Group Inc Callable Note Cont 4/15/2026 1.15% Due 5/15/2026	0.00	4,513.75	4,513.75
11/15/2022	Paydown	02582JIT8	555,000.00	American Express Credit Trust 2022-2 A 3.39% Due 5/17/2027	0.00	1,567.88	1,567.88
11/15/2022	Paydown	43815BAC4	330,000.00	Honda Auto Receivables Trust 2022-1 A3 1.88% Due 5/15/2026	0.00	517.00	517.00
11/15/2022	Paydown	44934KAC8	555,000.00	Hyundai Auto Receivables Trust 2021-B A3 0.38% Due 1/15/2026	0.00	175.75	175.75
11/15/2022	Paydown	47787NAC3	87,683.22	John Deere Owner Trust 2020-B A3 0.51% Due 11/15/2024	4,734.17	30.26	4,764.43
11/15/2022	Paydown	47788UAC6	220,000.00	John Deere Owner Trust 2021-A A3 0.36% Due 9/15/2025	9,132.45	66.00	9,198.45
11/15/2022	Paydown	47789QAC4	260,000.00	John Deere Owner Trust 2021-B A3 0.52% Due 3/16/2026	0.00	112.67	112.67
11/15/2022	Paydown	89240BAC2	543,859.05	Toyota Auto Receivables Owners 2021-A A3 0.26% Due 5/15/2025	26,849.64	99.15	26,948.79
11/15/2022	Paydown	47787JAC2	255,000.00	John Deere Owner Trust 2022-A A3 2.32% Due 9/16/2026	0.00	493.00	493.00
11/15/2022	Paydown	47800AAC4	265,000.00	John Deere Owner Trust 2022-B A3 3.74% Due 2/16/2027	0.00	825.92	825.92
11/15/2022	Paydown	477870AC3	24,040.73	John Deere Owner Trust 2019-B A3 2.21% Due 12/15/2023	1,060.46	27.72	1,088.18
11/15/2022	Paydown	44935FAD6	145,000.00	Hyundai Auto Receivables Trust 2021-C A3 0.74% Due 5/15/2026	0.00	89.42	89.42
11/15/2022	Paydown	58769KAD6	305,000.00	Mercedes-Benz Auto Lease Trust 2021-B A3 0.4% Due 11/15/2024	0.00	101.67	101.67



Payment Date	Transaction Type	CUSIP	Quantity	Security Description	Principal Amount	Income	Total Amount
11/15/2022	Paydown	89238FAD5	220,000.00	Toyota Auto Receivables OT 2022-B A3 2.93% Due 9/15/2026	0.00	537.17	537.17
11/21/2022	Paydown	43813GAC5	155,000.00	Honda Auto Receivables Trust 2021-1 A3 0.27% Due 4/21/2025	7,737.83	29.65	7,767.48
11/21/2022	Paydown	43815GAC3	205,000.00	Honda Auto Receivables Trust 2021-4 A3 0.88% Due 1/21/2026	0.00	150.33	150.33
11/25/2022	Paydown	05601XAC3	200,000.00	BMW Vehicle Lease Trust 2022-1 A3 1.1% Due 3/25/2025	0.00	183.33	183.33
11/25/2022	Paydown	09690AAC7	190,000.00	BMW Vehicle Lease Trust 2021-2 A3 0.33% Due 12/26/2024	0.00	52.25	52.25
11/25/2022	Paydown	05602RAD3	215,000.00	BMW Vehicle Owner Trust 2022-A A3 3.21% Due 8/25/2026	0.00	575.13	575.13
11/30/2022	Interest	912828YV6	1,300,000.00	US Treasury Note 1.5% Due 11/30/2024	0.00	9,750.00	9,750.00
11/30/2022	Interest	91282CDK4	1,400,000.00	US Treasury Note 1.25% Due 11/30/2026	0.00	8,750.00	8,750.00
11/30/2022	Interest	91282CCF6	1,200,000.00	US Treasury Note 0.75% Due 5/31/2026	0.00	4,500.00	4,500.00
NOV 2022					49,514.55	73,650.55	123,165.10
12/05/2022	Maturity	166764AB6	650,000.00	Chevron Corp Callable Note Cont 9/5/2022	650,000.00	7,653.75	657,653.75
12/08/2022	Interest	3130A0F70	1,350,000.00	FHLB Note 3.375% Due 12/8/2023	0.00	22,781.25	22,781.25
12/13/2022	Interest	3130AJKW8	675,000.00	FHLB Note 0.5% Due 6/13/2025	0.00	1,687.50	1,687.50
12/14/2022	Interest	3130A1XJ2	1,100,000.00	FHLB Note 2.875% Due 6/14/2024	0.00	15,812.50	15,812.50
12/15/2022	Interest	63743HFE7	190,000.00	National Rural Utilities Note 3.45% Due 6/15/2025	0.00	4,024.04	4,024.04
12/15/2022	Paydown	44935FAD6	145,000.00	Hyundai Auto Receivables Trust 2021-C A3 0.74% Due 5/15/2026	0.00	89.42	89.42
12/15/2022	Paydown	477870AC3	24,040.73	John Deere Owner Trust 2019-B A3 2.21% Due 12/15/2023	1,062.68	25.76	1,088.44

Cash Flow Report

As of July 31, 2022



Payment Date	Transaction Type	CUSIP	Quantity	Security Description	Principal Amount	Income	Total Amount
12/15/2022	Paydown	47800AAC4	265,000.00	John Deere Owner Trust 2022-B A3 3.74% Due 2/16/2027	0.00	825.92	825.92
12/15/2022	Paydown	58769KAD6	305,000.00	Mercedes-Benz Auto Lease Trust 2021-B A3 0.4% Due 11/15/2024	0.00	101.67	101.67
12/15/2022	Paydown	43815BAC4	330,000.00	Honda Auto Receivables Trust 2022-1 A3 1.88% Due 5/15/2026	0.00	517.00	517.00
12/15/2022	Paydown	89238FAD5	220,000.00	Toyota Auto Receivables OT 2022-B A3 2.93% Due 9/15/2026	0.00	537.17	537.17
12/15/2022	Paydown	47787JAC2	255,000.00	John Deere Owner Trust 2022-A A3 2.32% Due 9/16/2026	0.00	493.00	493.00
12/15/2022	Paydown	47788UAC6	220,000.00	John Deere Owner Trust 2021-A A3 0.36% Due 9/15/2025	9,135.42	63.26	9,198.68
12/15/2022	Paydown	02582JIT8	555,000.00	American Express Credit Trust 2022-2 A 3.39% Due 5/17/2027	0.00	1,567.88	1,567.88
12/15/2022	Paydown	44934KAC8	555,000.00	Hyundai Auto Receivables Trust 2021-B A3 0.38% Due 1/15/2026	0.00	175.75	175.75
12/15/2022	Paydown	47787NAC3	87,683.22	John Deere Owner Trust 2020-B A3 0.51% Due 11/15/2024	4,736.03	28.25	4,764.28
12/15/2022	Paydown	47789QAC4	260,000.00	John Deere Owner Trust 2021-B A3 0.52% Due 3/16/2026	0.00	112.67	112.67
12/15/2022	Paydown	89240BAC2	543,859.05	Toyota Auto Receivables Owners 2021-A A3 0.26% Due 5/15/2025	26,858.36	93.34	26,951.70
12/17/2022	Interest	3135G04Z3	1,065,000.00	FNMA Note 0.5% Due 6/17/2025	0.00	2,662.50	2,662.50
12/18/2022	Interest	89236TJK2	665,000.00	Toyota Motor Credit Corp Note 1.125% Due 6/18/2026	0.00	3,740.63	3,740.63
12/19/2022	Interest	3137EAEN5	1,900,000.00	FHLMC Note 2.75% Due 6/19/2023	0.00	26,125.00	26,125.00
12/21/2022	Paydown	43815GAC3	205,000.00	Honda Auto Receivables Trust 2021-4 A3 0.88% Due 1/21/2026	0.00	150.33	150.33
12/21/2022	Paydown	43813GAC5	155,000.00	Honda Auto Receivables Trust 2021-1 A3 0.27% Due 4/21/2025	7,739.70	27.91	7,767.61
12/25/2022	Paydown	05602RAD3	215,000.00	BMW Vehicle Owner Trust 2022-A A3 3.21% Due 8/25/2026	0.00	575.13	575.13

Cash Flow Report

As of July 31, 2022



Payment Date	Transaction Type	CUSIP	Quantity	Security Description	Principal Amount	Income	Total Amount
12/25/2022	Paydown	09690AAC7	190,000.00	BMW Vehicle Lease Trust 2021-2 A3 0.33% Due 12/26/2024	0.00	52.25	52.25
12/25/2022	Paydown	05601XAC3	200,000.00	BMW Vehicle Lease Trust 2022-1 A3 1.1% Due 3/25/2025	0.00	183.33	183.33
12/31/2022	Interest	91282CBC4	2,325,000.00	US Treasury Note 0.375% Due 12/31/2025	0.00	4,359.38	4,359.38
DEC 2022					699,532.19	94,466.59	793,998.78
01/02/2023	Interest	3135G0V75	1,000,000.00	FNMA Note 1.75% Due 7/2/2024	0.00	8,750.00	8,750.00
01/11/2023	Maturity	06051GEU9	800,000.00	Bank of America Corp Note 3.3% Due 1/11/2023	800,000.00	13,200.00	813,200.00
01/12/2023	Interest	02665WCT6	1,000,000.00	American Honda Finance Note 3.55% Due 1/12/2024	0.00	17,750.00	17,750.00
01/15/2023	Interest	79466LAG9	125,000.00	Salesforce.com Inc Callable Note Cont 7/15/2022 0.625% Due 7/15/2024	0.00	390.63	390.63
01/15/2023	Interest	87612EBM7	360,000.00	Target Corp Callable Note Cont 12/15/2026 1.95% Due 1/15/2027	0.00	3,510.00	3,510.00
01/15/2023	Paydown	47788UAC6	220,000.00	John Deere Owner Trust 2021-A A3 0.36% Due 9/15/2025	9,138.39	60.52	9,198.91
01/15/2023	Paydown	58769KAD6	305,000.00	Mercedes-Benz Auto Lease Trust 2021-B A3 0.4% Due 11/15/2024	23,448.63	101.67	23,550.30
01/15/2023	Paydown	43815BAC4	330,000.00	Honda Auto Receivables Trust 2022-1 A3 1.88% Due 5/15/2026	0.00	517.00	517.00
01/15/2023	Paydown	477870AC3	24,040.73	John Deere Owner Trust 2019-B A3 2.21% Due 12/15/2023	1,064.88	23.81	1,088.69
01/15/2023	Paydown	47787NAC3	87,683.22	John Deere Owner Trust 2020-B A3 0.51% Due 11/15/2024	4,737.88	26.24	4,764.12
01/15/2023	Paydown	47789QAC4	260,000.00	John Deere Owner Trust 2021-B A3 0.52% Due 3/16/2026	0.00	112.67	112.67
01/15/2023	Paydown	89238FAD5	220,000.00	Toyota Auto Receivables OT 2022-B A3 2.93% Due 9/15/2026	0.00	537.17	537.17
01/15/2023	Paydown	89240BAC2	543,859.05	Toyota Auto Receivables Owners 2021-A A3 0.26% Due 5/15/2025	26,867.09	87.52	26,954.61

Cash Flow Report

As of July 31, 2022



Payment Date	Transaction Type	CUSIP	Quantity	Security Description	Principal Amount	Income	Total Amount
01/15/2023	Paydown	02582JIT8	555,000.00	American Express Credit Trust 2022-2 A 3.39% Due 5/17/2027	0.00	1,567.88	1,567.88
01/15/2023	Paydown	44934KAC8	555,000.00	Hyundai Auto Receivables Trust 2021-B A3 0.38% Due 1/15/2026	0.00	175.75	175.75
01/15/2023	Paydown	44935FAD6	145,000.00	Hyundai Auto Receivables Trust 2021-C A3 0.74% Due 5/15/2026	0.00	89.42	89.42
01/15/2023	Paydown	47787JAC2	255,000.00	John Deere Owner Trust 2022-A A3 2.32% Due 9/16/2026	0.00	493.00	493.00
01/15/2023	Paydown	47800AAC4	265,000.00	John Deere Owner Trust 2022-B A3 3.74% Due 2/16/2027	0.00	825.92	825.92
01/19/2023	Maturity	3135G0T94	1,925,000.00	FNMA Note 2.375% Due 1/19/2023	1,925,000.00	22,859.38	1,947,859.38
01/21/2023	Interest	90331HPL1	1,000,000.00	US Bank NA Callable Note Cont 12/21/2024 2.05% Due 1/21/2025	0.00	10,250.00	10,250.00
01/21/2023	Interest	3137EAEU9	810,000.00	FHLMC Note 0.375% Due 7/21/2025	0.00	1,518.75	1,518.75
01/21/2023	Paydown	43815GAC3	205,000.00	Honda Auto Receivables Trust 2021-4 A3 0.88% Due 1/21/2026	0.00	150.33	150.33
01/21/2023	Paydown	43813GAC5	155,000.00	Honda Auto Receivables Trust 2021-1 A3 0.27% Due 4/21/2025	7,741.57	26.17	7,767.74
01/25/2023	Paydown	05601XAC3	200,000.00	BMW Vehicle Lease Trust 2022-1 A3 1.1% Due 3/25/2025	0.00	183.33	183.33
01/25/2023	Paydown	09690AAC7	190,000.00	BMW Vehicle Lease Trust 2021-2 A3 0.33% Due 12/26/2024	15,812.30	52.25	15,864.55
01/25/2023	Paydown	05602RAD3	215,000.00	BMW Vehicle Owner Trust 2022-A A3 3.21% Due 8/25/2026	0.00	575.13	575.13
01/31/2023	Interest	9128282N9	1,000,000.00	US Treasury Note 2.125% Due 7/31/2024	0.00	10,625.00	10,625.00
01/31/2023	Interest	91282CBH3	1,300,000.00	US Treasury Note 0.375% Due 1/31/2026	0.00	2,437.50	2,437.50
JAN 2023					2,813,810.74	96,897.04	2,910,707.78
02/06/2023	Interest	857477BR3	205,000.00	State Street Bank Callable Note Cont 2/6/2025 1.746% Due 2/6/2026	0.00	1,789.65	1,789.65

Cash Flow Report

As of July 31, 2022



Payment Date	Transaction Type	CUSIP	Quantity	Security Description	Principal Amount	Income	Total Amount
02/12/2023	Interest	3137EAEP0	1,345,000.00	FHLMC Note 1.5% Due 2/12/2025	0.00	10,087.50	10,087.50
02/15/2023	Interest	9128282A7	1,100,000.00	US Treasury Note 1.5% Due 8/15/2026	0.00	8,250.00	8,250.00
02/15/2023	Interest	91282CDZ1	1,000,000.00	US Treasury Note 1.5% Due 2/15/2025	0.00	7,500.00	7,500.00
02/15/2023	Paydown	02582JIT8	555,000.00	American Express Credit Trust 2022-2 A 3.39% Due 5/17/2027	0.00	1,567.88	1,567.88
02/15/2023	Paydown	47787NAC3	87,683.22	John Deere Owner Trust 2020-B A3 0.51% Due 11/15/2024	4,739.74	24.22	4,763.96
02/15/2023	Paydown	47788UAC6	220,000.00	John Deere Owner Trust 2021-A A3 0.36% Due 9/15/2025	9,141.36	57.78	9,199.14
02/15/2023	Paydown	47789QAC4	260,000.00	John Deere Owner Trust 2021-B A3 0.52% Due 3/16/2026	0.00	112.67	112.67
02/15/2023	Paydown	89238FAD5	220,000.00	Toyota Auto Receivables OT 2022-B A3 2.93% Due 9/15/2026	0.00	537.17	537.17
02/15/2023	Paydown	89240BAC2	543,859.05	Toyota Auto Receivables Owners 2021-A A3 0.26% Due 5/15/2025	26,875.82	81.70	26,957.52
02/15/2023	Paydown	43815BAC4	330,000.00	Honda Auto Receivables Trust 2022-1 A3 1.88% Due 5/15/2026	0.00	517.00	517.00
02/15/2023	Paydown	477870AC3	24,040.73	John Deere Owner Trust 2019-B A3 2.21% Due 12/15/2023	1,067.11	21.84	1,088.95
02/15/2023	Paydown	47800AAC4	265,000.00	John Deere Owner Trust 2022-B A3 3.74% Due 2/16/2027	0.00	825.92	825.92
02/15/2023	Paydown	58769KAD6	305,000.00	Mercedes-Benz Auto Lease Trust 2021-B A3 0.4% Due 11/15/2024	23,450.79	93.85	23,544.64
02/15/2023	Paydown	44934KAC8	555,000.00	Hyundai Auto Receivables Trust 2021-B A3 0.38% Due 1/15/2026	27,725.84	175.75	27,901.59
02/15/2023	Paydown	44935FAD6	145,000.00	Hyundai Auto Receivables Trust 2021-C A3 0.74% Due 5/15/2026	0.00	89.42	89.42
02/15/2023	Paydown	47787JAC2	255,000.00	John Deere Owner Trust 2022-A A3 2.32% Due 9/16/2026	0.00	493.00	493.00
02/21/2023	Paydown	43815GAC3	205,000.00	Honda Auto Receivables Trust 2021-4 A3 0.88% Due 1/21/2026	0.00	150.33	150.33

Cash Flow Report

As of July 31, 2022



Payment Date	Transaction Type	CUSIP	Quantity	Security Description	Principal Amount	Income	Total Amount
02/21/2023	Paydown	43813GAC5	155,000.00	Honda Auto Receivables Trust 2021-1 A3 0.27% Due 4/21/2025	7,743.44	24.43	7,767.87
02/25/2023	Interest	3135G05X7	1,280,000.00	FNMA Note 0.375% Due 8/25/2025	0.00	2,400.00	2,400.00
02/25/2023	Paydown	05601XAC3	200,000.00	BMW Vehicle Lease Trust 2022-1 A3 1.1% Due 3/25/2025	0.00	183.33	183.33
02/25/2023	Paydown	05602RAD3	215,000.00	BMW Vehicle Owner Trust 2022-A A3 3.21% Due 8/25/2026	0.00	575.13	575.13
02/25/2023	Paydown	09690AAC7	190,000.00	BMW Vehicle Lease Trust 2021-2 A3 0.33% Due 12/26/2024	15,816.12	47.90	15,864.02
02/28/2023	Interest	9128284Z0	1,000,000.00	US Treasury Note 2.75% Due 8/31/2025	0.00	13,750.00	13,750.00
02/28/2023	Interest	912828ZC7	825,000.00	US Treasury Note 1.125% Due 2/28/2025	0.00	4,640.63	4,640.63
02/28/2023	Interest	912828W48	1,500,000.00	US Treasury Note 2.125% Due 2/29/2024	0.00	15,937.50	15,937.50
FEB 2023					116,560.22	69,934.60	186,494.82
03/01/2023	Maturity	30231GAR3	800,000.00	Exxon Mobil Corp Callable Note Cont 1/1/2023 2.726% Due 3/1/2023	800,000.00	10,904.00	810,904.00
03/03/2023	Interest	808513BY0	195,000.00	Charles Schwab Corp Callable Note Cont 2/3/2027 2.45% Due 3/3/2027	0.00	2,388.75	2,388.75
03/08/2023	Interest	313383YJ4	1,000,000.00	FHLB Note 3.375% Due 9/8/2023	0.00	16,875.00	16,875.00
03/10/2023	Maturity	3130ADRG9	1,100,000.00	FHLB Note 2.75% Due 3/10/2023	1,100,000.00	15,125.00	1,115,125.00
03/11/2023	Interest	89114QCB2	1,000,000.00	Toronto Dominion Bank Note 3.25% Due 3/11/2024	0.00	16,250.00	16,250.00
03/12/2023	Interest	3135G0U43	2,000,000.00	FNMA Note 2.875% Due 9/12/2023	0.00	28,750.00	28,750.00
03/13/2023	Interest	46647PBH8	500,000.00	JP Morgan Chase & Co Callable Note Mthly 3/13/2025 2.005% Due 3/13/2026	0.00	5,012.50	5,012.50
03/15/2023	Interest	09247XAN1	900,000.00	Blackrock Inc Note 3.2% Due 3/15/2027	0.00	14,400.00	14,400.00



Payment Date	Transaction Type	CUSIP	Quantity	Security Description	Principal Amount	Income	Total Amount
03/15/2023	Interest	06368FAC3	1,000,000.00	Bank of Montreal Note 1.25% Due 9/15/2026	0.00	6,250.00	6,250.00
03/15/2023	Interest	084664CZ2	725,000.00	Berkshire Hathaway Callable Note Cont 2/15/2027 2.3% Due 3/15/2027	0.00	8,337.50	8,337.50
03/15/2023	Paydown	44935FAD6	145,000.00	Hyundai Auto Receivables Trust 2021-C A3 0.74% Due 5/15/2026	0.00	89.42	89.42
03/15/2023	Paydown	47787JAC2	255,000.00	John Deere Owner Trust 2022-A A3 2.32% Due 9/16/2026	0.00	493.00	493.00
03/15/2023	Paydown	47787NAC3	87,683.22	John Deere Owner Trust 2020-B A3 0.51% Due 11/15/2024	4,741.59	22.21	4,763.80
03/15/2023	Paydown	47789QAC4	260,000.00	John Deere Owner Trust 2021-B A3 0.52% Due 3/16/2026	0.00	112.67	112.67
03/15/2023	Paydown	89238FAD5	220,000.00	Toyota Auto Receivables OT 2022-B A3 2.93% Due 9/15/2026	0.00	537.17	537.17
03/15/2023	Paydown	89240BAC2	543,859.05	Toyota Auto Receivables Owners 2021-A A3 0.26% Due 5/15/2025	26,884.56	75.87	26,960.43
03/15/2023	Paydown	02582JIT8	555,000.00	American Express Credit Trust 2022-2 A 3.39% Due 5/17/2027	0.00	1,567.88	1,567.88
03/15/2023	Paydown	43815BAC4	330,000.00	Honda Auto Receivables Trust 2022-1 A3 1.88% Due 5/15/2026	0.00	517.00	517.00
03/15/2023	Paydown	477870AC3	24,040.73	John Deere Owner Trust 2019-B A3 2.21% Due 12/15/2023	1,069.33	19.88	1,089.21
03/15/2023	Paydown	47800AAC4	265,000.00	John Deere Owner Trust 2022-B A3 3.74% Due 2/16/2027	0.00	825.92	825.92
03/15/2023	Paydown	44934KAC8	555,000.00	Hyundai Auto Receivables Trust 2021-B A3 0.38% Due 1/15/2026	27,728.38	166.97	27,895.35
03/15/2023	Paydown	47788UAC6	220,000.00	John Deere Owner Trust 2021-A A3 0.36% Due 9/15/2025	9,144.33	55.04	9,199.37
03/15/2023	Paydown	58769KAD6	305,000.00	Mercedes-Benz Auto Lease Trust 2021-B A3 0.4% Due 11/15/2024	23,452.94	86.03	23,538.97
03/17/2023	Interest	931142ER0	155,000.00	Wal-Mart Stores Callable Note Cont 08/17/2026 1.05% Due 9/17/2026	0.00	813.75	813.75
03/18/2023	Interest	808513BN4	1,000,000.00	Charles Schwab Corp Callable Note Cont 2/18/2024 0.75% Due 3/18/2024	0.00	3,750.00	3,750.00

Cash Flow Report

As of July 31, 2022



Payment Date	Transaction Type	CUSIP	Quantity	Security Description	Principal Amount	Income	Total Amount
03/21/2023	Paydown	43813GAC5	155,000.00	Honda Auto Receivables Trust 2021-1 A3 0.27% Due 4/21/2025	7,745.31	22.69	7,768.00
03/21/2023	Paydown	43815GAC3	205,000.00	Honda Auto Receivables Trust 2021-4 A3 0.88% Due 1/21/2026	0.00	150.33	150.33
03/23/2023	Interest	3137EAEX3	2,085,000.00	FHLMC Note 0.375% Due 9/23/2025	0.00	3,909.38	3,909.38
03/25/2023	Paydown	05602RAD3	215,000.00	BMW Vehicle Owner Trust 2022-A A3 3.21% Due 8/25/2026	0.00	575.13	575.13
03/25/2023	Paydown	05601XAC3	200,000.00	BMW Vehicle Lease Trust 2022-1 A3 1.1% Due 3/25/2025	0.00	183.33	183.33
03/25/2023	Paydown	09690AAC7	190,000.00	BMW Vehicle Lease Trust 2021-2 A3 0.33% Due 12/26/2024	15,819.94	43.55	15,863.49
03/31/2023	Interest	9128282Y5	1,525,000.00	US Treasury Note 2.125% Due 9/30/2024	0.00	16,203.13	16,203.13
03/31/2023	Interest	91282CBT7	1,660,000.00	US Treasury Note 0.75% Due 3/31/2026	0.00	6,225.00	6,225.00
MAR 2023					2,016,586.38	160,738.10	2,177,324.48
04/15/2023	Paydown	02582JIT8	555,000.00	American Express Credit Trust 2022-2 A 3.39% Due 5/17/2027	0.00	1,567.88	1,567.88
04/15/2023	Paydown	43815BAC4	330,000.00	Honda Auto Receivables Trust 2022-1 A3 1.88% Due 5/15/2026	0.00	517.00	517.00
04/15/2023	Paydown	477870AC3	24,040.73	John Deere Owner Trust 2019-B A3 2.21% Due 12/15/2023	1,071.56	17.91	1,089.47
04/15/2023	Paydown	47787NAC3	87,683.22	John Deere Owner Trust 2020-B A3 0.51% Due 11/15/2024	4,743.44	20.20	4,763.64
04/15/2023	Paydown	47788UAC6	220,000.00	John Deere Owner Trust 2021-A A3 0.36% Due 9/15/2025	9,147.30	52.29	9,199.59
04/15/2023	Paydown	47789QAC4	260,000.00	John Deere Owner Trust 2021-B A3 0.52% Due 3/16/2026	0.00	112.67	112.67
04/15/2023	Paydown	58769KAD6	305,000.00	Mercedes-Benz Auto Lease Trust 2021-B A3 0.4% Due 11/15/2024	23,455.08	78.22	23,533.30
04/15/2023	Paydown	89238FAD5	220,000.00	Toyota Auto Receivables OT 2022-B A3 2.93% Due 9/15/2026	0.00	537.17	537.17

Cash Flow Report

As of July 31, 2022



Payment Date	Transaction Type	CUSIP	Quantity	Security Description	Principal Amount	Income	Total Amount
04/15/2023	Paydown	89240BAC2	543,859.05	Toyota Auto Receivables Owners 2021-A A3 0.26% Due 5/15/2025	26,893.29	70.05	26,963.34
04/15/2023	Paydown	47800AAC4	265,000.00	John Deere Owner Trust 2022-B A3 3.74% Due 2/16/2027	0.00	825.92	825.92
04/15/2023	Paydown	44935FAD6	145,000.00	Hyundai Auto Receivables Trust 2021-C A3 0.74% Due 5/15/2026	0.00	89.42	89.42
04/15/2023	Paydown	47787JAC2	255,000.00	John Deere Owner Trust 2022-A A3 2.32% Due 9/16/2026	0.00	493.00	493.00
04/15/2023	Paydown	44934KAC8	555,000.00	Hyundai Auto Receivables Trust 2021-B A3 0.38% Due 1/15/2026	27,730.92	158.19	27,889.11
04/21/2023	Paydown	43815GAC3	205,000.00	Honda Auto Receivables Trust 2021-4 A3 0.88% Due 1/21/2026	0.00	150.33	150.33
04/21/2023	Paydown	43813GAC5	155,000.00	Honda Auto Receivables Trust 2021-1 A3 0.27% Due 4/21/2025	7,747.18	20.95	7,768.13
04/22/2023	Interest	3135G03U5	1,760,000.00	FNMA Note 0.625% Due 4/22/2025	0.00	5,500.00	5,500.00
04/25/2023	Paydown	05602RAD3	215,000.00	BMW Vehicle Owner Trust 2022-A A3 3.21% Due 8/25/2026	0.00	575.13	575.13
04/25/2023	Paydown	05601XAC3	200,000.00	BMW Vehicle Lease Trust 2022-1 A3 1.1% Due 3/25/2025	0.00	183.33	183.33
04/25/2023	Paydown	09690AAC7	190,000.00	BMW Vehicle Lease Trust 2021-2 A3 0.33% Due 12/26/2024	15,823.77	39.20	15,862.97
04/30/2023	Interest	91282CEN7	1,275,000.00	US Treasury Note 2.75% Due 4/30/2027	0.00	35,062.50	35,062.50
APR 2023					116,612.54	46,071.36	162,683.90
05/01/2023	Interest	78015K7C2	750,000.00	Royal Bank of Canada Note 2.25% Due 11/1/2024	0.00	8,437.50	8,437.50
05/05/2023	Maturity	3137EAER6	1,600,000.00	FHLMC Note 0.375% Due 5/5/2023	1,600,000.00	3,000.00	1,603,000.00
05/07/2023	Interest	3135G06G3	1,385,000.00	FNMA Note 0.5% Due 11/7/2025	0.00	3,462.50	3,462.50
05/10/2023	Interest	665859AW4	270,000.00	Northern Trust Company Callable Note Cont 4/10/2027 4% Due 5/10/2027	0.00	5,400.00	5,400.00

Cash Flow Report

As of July 31, 2022



Payment Date	Transaction Type	CUSIP	Quantity	Security Description	Principal Amount	Income	Total Amount
05/12/2023	Interest	023135BW5	500,000.00	Amazon.com Inc Note 0.45% Due 5/12/2024	0.00	1,125.00	1,125.00
05/13/2023	Interest	14913R2V8	295,000.00	Caterpillar Financial Service Note 3.4% Due 5/13/2025	0.00	5,015.00	5,015.00
05/15/2023	Interest	91324PEC2	785,000.00	United Health Group Inc Callable Note Cont 4/15/2026 1.15% Due 5/15/2026	0.00	4,513.75	4,513.75
05/15/2023	Interest	912828WJ5	1,125,000.00	US Treasury Note 2.5% Due 5/15/2024	0.00	14,062.50	14,062.50
05/15/2023	Paydown	02582JIT8	555,000.00	American Express Credit Trust 2022-2 A 3.39% Due 5/17/2027	0.00	1,567.88	1,567.88
05/15/2023	Paydown	43815BAC4	330,000.00	Honda Auto Receivables Trust 2022-1 A3 1.88% Due 5/15/2026	0.00	517.00	517.00
05/15/2023	Paydown	477870AC3	24,040.73	John Deere Owner Trust 2019-B A3 2.21% Due 12/15/2023	1,073.79	15.94	1,089.73
05/15/2023	Paydown	47787NAC3	87,683.22	John Deere Owner Trust 2020-B A3 0.51% Due 11/15/2024	4,745.31	18.18	4,763.49
05/15/2023	Paydown	47789QAC4	260,000.00	John Deere Owner Trust 2021-B A3 0.52% Due 3/16/2026	11,292.95	112.67	11,405.62
05/15/2023	Paydown	58769KAD6	305,000.00	Mercedes-Benz Auto Lease Trust 2021-B A3 0.4% Due 11/15/2024	23,457.23	70.40	23,527.63
05/15/2023	Paydown	89238FAD5	220,000.00	Toyota Auto Receivables OT 2022-B A3 2.93% Due 9/15/2026	0.00	537.17	537.17
05/15/2023	Paydown	89240BAC2	543,859.05	Toyota Auto Receivables Owners 2021-A A3 0.26% Due 5/15/2025	26,902.04	64.22	26,966.26
05/15/2023	Paydown	44935FAD6	145,000.00	Hyundai Auto Receivables Trust 2021-C A3 0.74% Due 5/15/2026	0.00	89.42	89.42
05/15/2023	Paydown	47787JAC2	255,000.00	John Deere Owner Trust 2022-A A3 2.32% Due 9/16/2026	0.00	493.00	493.00
05/15/2023	Paydown	47800AAC4	265,000.00	John Deere Owner Trust 2022-B A3 3.74% Due 2/16/2027	0.00	825.92	825.92
05/15/2023	Paydown	44934KAC8	555,000.00	Hyundai Auto Receivables Trust 2021-B A3 0.38% Due 1/15/2026	27,733.47	149.41	27,882.88

Cash Flow Report

As of July 31, 2022



Payment Date	Transaction Type	CUSIP	Quantity	Security Description	Principal Amount	Income	Total Amount
05/15/2023	Paydown	47788UAC6	220,000.00	John Deere Owner Trust 2021-A A3 0.36% Due 9/15/2025	9,150.27	49.55	9,199.82
05/21/2023	Paydown	43815GAC3	205,000.00	Honda Auto Receivables Trust 2021-4 A3 0.88% Due 1/21/2026	9,295.38	150.33	9,445.71
05/21/2023	Paydown	43813GAC5	155,000.00	Honda Auto Receivables Trust 2021-1 A3 0.27% Due 4/21/2025	7,749.06	19.20	7,768.26
05/25/2023	Paydown	05601XAC3	200,000.00	BMW Vehicle Lease Trust 2022-1 A3 1.1% Due 3/25/2025	18,088.83	183.33	18,272.16
05/25/2023	Paydown	09690AAC7	190,000.00	BMW Vehicle Lease Trust 2021-2 A3 0.33% Due 12/26/2024	15,827.59	34.85	15,862.44
05/25/2023	Paydown	05602RAD3	215,000.00	BMW Vehicle Owner Trust 2022-A A3 3.21% Due 8/25/2026	0.00	575.13	575.13
05/31/2023	Interest	912828YV6	1,300,000.00	US Treasury Note 1.5% Due 11/30/2024	0.00	9,750.00	9,750.00
05/31/2023	Interest	91282CCF6	1,200,000.00	US Treasury Note 0.75% Due 5/31/2026	0.00	4,500.00	4,500.00
05/31/2023	Interest	91282CDK4	1,400,000.00	US Treasury Note 1.25% Due 11/30/2026	0.00	8,750.00	8,750.00
MAY 2023					1,755,315.92	73,489.85	1,828,805.77
06/08/2023	Interest	3130A0F70	1,350,000.00	FHLB Note 3.375% Due 12/8/2023	0.00	22,781.25	22,781.25
06/13/2023	Interest	3130AJKW8	675,000.00	FHLB Note 0.5% Due 6/13/2025	0.00	1,687.50	1,687.50
06/14/2023	Interest	3130A1XJ2	1,100,000.00	FHLB Note 2.875% Due 6/14/2024	0.00	15,812.50	15,812.50
06/15/2023	Interest	63743HFE7	190,000.00	National Rural Utilities Note 3.45% Due 6/15/2025	0.00	3,277.50	3,277.50
06/15/2023	Paydown	477870AC3	24,040.73	John Deere Owner Trust 2019-B A3 2.21% Due 12/15/2023	1,076.03	13.96	1,089.99
06/15/2023	Paydown	47800AAC4	265,000.00	John Deere Owner Trust 2022-B A3 3.74% Due 2/16/2027	0.00	825.92	825.92
06/15/2023	Paydown	58769KAD6	305,000.00	Mercedes-Benz Auto Lease Trust 2021-B A3 0.4% Due 11/15/2024	23,459.39	62.58	23,521.97



Payment Date	Transaction Type	CUSIP	Quantity	Security Description	Principal Amount	Income	Total Amount
06/15/2023	Paydown	02582JIT8	555,000.00	American Express Credit Trust 2022-2 A 3.39% Due 5/17/2027	0.00	1,567.88	1,567.88
06/15/2023	Paydown	47787NAC3	87,683.22	John Deere Owner Trust 2020-B A3 0.51% Due 11/15/2024	4,747.17	16.16	4,763.33
06/15/2023	Paydown	47788UAC6	220,000.00	John Deere Owner Trust 2021-A A3 0.36% Due 9/15/2025	9,153.25	46.80	9,200.05
06/15/2023	Paydown	47789QAC4	260,000.00	John Deere Owner Trust 2021-B A3 0.52% Due 3/16/2026	11,293.99	107.77	11,401.76
06/15/2023	Paydown	89238FAD5	220,000.00	Toyota Auto Receivables OT 2022-B A3 2.93% Due 9/15/2026	0.00	537.17	537.17
06/15/2023	Paydown	89240BAC2	543,859.05	Toyota Auto Receivables Owners 2021-A A3 0.26% Due 5/15/2025	26,910.78	58.39	26,969.17
06/15/2023	Paydown	44935FAD6	145,000.00	Hyundai Auto Receivables Trust 2021-C A3 0.74% Due 5/15/2026	7,238.52	89.42	7,327.94
06/15/2023	Paydown	47787JAC2	255,000.00	John Deere Owner Trust 2022-A A3 2.32% Due 9/16/2026	0.00	493.00	493.00
06/15/2023	Paydown	43815BAC4	330,000.00	Honda Auto Receivables Trust 2022-1 A3 1.88% Due 5/15/2026	0.00	517.00	517.00
06/15/2023	Paydown	44934KAC8	555,000.00	Hyundai Auto Receivables Trust 2021-B A3 0.38% Due 1/15/2026	27,736.01	140.63	27,876.64
06/17/2023	Interest	3135G04Z3	1,065,000.00	FNMA Note 0.5% Due 6/17/2025	0.00	2,662.50	2,662.50
06/18/2023	Interest	89236TJK2	665,000.00	Toyota Motor Credit Corp Note 1.125% Due 6/18/2026	0.00	3,740.63	3,740.63
06/19/2023	Maturity	3137EAEN5	1,900,000.00	FHLMC Note 2.75% Due 6/19/2023	1,900,000.00	26,125.00	1,926,125.00
06/21/2023	Paydown	43813GAC5	155,000.00	Honda Auto Receivables Trust 2021-1 A3 0.27% Due 4/21/2025	7,750.93	17.46	7,768.39
06/21/2023	Paydown	43815GAC3	205,000.00	Honda Auto Receivables Trust 2021-4 A3 0.88% Due 1/21/2026	9,297.54	143.52	9,441.06
06/25/2023	Paydown	05601XAC3	200,000.00	BMW Vehicle Lease Trust 2022-1 A3 1.1% Due 3/25/2025	18,107.37	166.75	18,274.12
06/25/2023	Paydown	05602RAD3	215,000.00	BMW Vehicle Owner Trust 2022-A A3 3.21% Due 8/25/2026	0.00	575.13	575.13

Cash Flow Report

As of July 31, 2022



Payment Date	Transaction Type	CUSIP	Quantity	Security Description	Principal Amount	Income	Total Amount
06/25/2023	Paydown	09690AAC7	190,000.00	BMW Vehicle Lease Trust 2021-2 A3 0.33% Due 12/26/2024	15,831.41	30.50	15,861.91
06/30/2023	Interest	91282CBC4	2,325,000.00	US Treasury Note 0.375% Due 12/31/2025	0.00	4,359.38	4,359.38
JUN 2023					2,062,602.39	85,856.30	2,148,458.69
07/02/2023	Interest	3135G0V75	1,000,000.00	FNMA Note 1.75% Due 7/2/2024	0.00	8,750.00	8,750.00
07/12/2023	Interest	02665WCT6	1,000,000.00	American Honda Finance Note 3.55% Due 1/12/2024	0.00	17,750.00	17,750.00
07/15/2023	Interest	87612EBM7	360,000.00	Target Corp Callable Note Cont 12/15/2026 1.95% Due 1/15/2027	0.00	3,510.00	3,510.00
07/15/2023	Interest	79466LAG9	125,000.00	Salesforce.com Inc Callable Note Cont 7/15/2022 0.625% Due 7/15/2024	0.00	390.63	390.63
07/15/2023	Paydown	44934KAC8	555,000.00	Hyundai Auto Receivables Trust 2021-B A3 0.38% Due 1/15/2026	27,738.55	131.84	27,870.39
07/15/2023	Paydown	47788UAC6	220,000.00	John Deere Owner Trust 2021-A A3 0.36% Due 9/15/2025	9,156.22	44.06	9,200.28
07/15/2023	Paydown	43815BAC4	330,000.00	Honda Auto Receivables Trust 2022-1 A3 1.88% Due 5/15/2026	0.00	517.00	517.00
07/15/2023	Paydown	477870AC3	24,040.73	John Deere Owner Trust 2019-B A3 2.21% Due 12/15/2023	1,078.27	11.98	1,090.25
07/15/2023	Paydown	47800AAC4	265,000.00	John Deere Owner Trust 2022-B A3 3.74% Due 2/16/2027	0.00	825.92	825.92
07/15/2023	Paydown	58769KAD6	305,000.00	Mercedes-Benz Auto Lease Trust 2021-B A3 0.4% Due 11/15/2024	23,461.54	54.76	23,516.30
07/15/2023	Paydown	02582JIT8	555,000.00	American Express Credit Trust 2022-2 A 3.39% Due 5/17/2027	0.00	1,567.88	1,567.88
07/15/2023	Paydown	44935FAD6	145,000.00	Hyundai Auto Receivables Trust 2021-C A3 0.74% Due 5/15/2026	7,239.74	84.95	7,324.69
07/15/2023	Paydown	47787JAC2	255,000.00	John Deere Owner Trust 2022-A A3 2.32% Due 9/16/2026	0.00	493.00	493.00
07/15/2023	Paydown	47787NAC3	87,683.22	John Deere Owner Trust 2020-B A3 0.51% Due 11/15/2024	4,749.03	14.14	4,763.17

Cash Flow Report

As of July 31, 2022



Payment Date	Transaction Type	CUSIP	Quantity	Security Description	Principal Amount	Income	Total Amount
07/15/2023	Paydown	47789QAC4	260,000.00	John Deere Owner Trust 2021-B A3 0.52% Due 3/16/2026	11,295.02	102.88	11,397.90
07/15/2023	Paydown	89238FAD5	220,000.00	Toyota Auto Receivables OT 2022-B A3 2.93% Due 9/15/2026	0.00	537.17	537.17
07/15/2023	Paydown	89240BAC2	543,859.05	Toyota Auto Receivables Owners 2021-A A3 0.26% Due 5/15/2025	26,919.53	52.56	26,972.09
07/21/2023	Interest	3137EAEU9	810,000.00	FHLMC Note 0.375% Due 7/21/2025	0.00	1,518.75	1,518.75
07/21/2023	Interest	90331HPL1	1,000,000.00	US Bank NA Callable Note Cont 12/21/2024 2.05% Due 1/21/2025	0.00	10,250.00	10,250.00
07/21/2023	Paydown	43813GAC5	155,000.00	Honda Auto Receivables Trust 2021-1 A3 0.27% Due 4/21/2025	7,752.81	15.71	7,768.52
07/21/2023	Paydown	43815GAC3	205,000.00	Honda Auto Receivables Trust 2021-4 A3 0.88% Due 1/21/2026	9,299.71	136.70	9,436.41
07/25/2023	Paydown	05602RAD3	215,000.00	BMW Vehicle Owner Trust 2022-A A3 3.21% Due 8/25/2026	0.00	575.13	575.13
07/25/2023	Paydown	05601XAC3	200,000.00	BMW Vehicle Lease Trust 2022-1 A3 1.1% Due 3/25/2025	18,125.93	150.15	18,276.08
07/25/2023	Paydown	09690AAC7	190,000.00	BMW Vehicle Lease Trust 2021-2 A3 0.33% Due 12/26/2024	15,835.24	26.14	15,861.38
07/31/2023	Interest	91282CBH3	1,300,000.00	US Treasury Note 0.375% Due 1/31/2026	0.00	2,437.50	2,437.50
07/31/2023	Interest	9128282N9	1,000,000.00	US Treasury Note 2.125% Due 7/31/2024	0.00	10,625.00	10,625.00
JUL 2023					162,651.59	60,573.85	223,225.44
TOTAL					9,928,082.49	1,138,074.53	11,066,157.02



Chandler Asset Management, Inc. ("Chandler") is an SEC registered investment adviser. For additional information about our firm, please see our current disclosures (Form ADV). To obtain a copy of our current disclosures, you may contact your client service representative by calling the number on the front of this statement or you may visit our website at www.chandlerasset.com.

Information contained in this monthly statement is confidential and is provided for informational purposes only and should not be construed as specific investment or legal advice. The information contained herein was obtained from sources believed to be reliable as of the date of this statement, but may become outdated or superseded at any time without notice.

Custody: Your qualified custodian bank maintains control of all assets reflected in this statement and we urge you to compare this statement to the one you receive from your qualified custodian. Chandler does not have any authority to withdraw or deposit funds from/to the custodian account.

Valuation: Prices are provided by IDC, an independent pricing source. In the event IDC does not provide a price or if the price provided is not reflective of fair market value, Chandler will obtain pricing from an alternative approved third party pricing source in accordance with our written valuation policy and procedures. Our valuation procedures are also disclosed in Item 5 of our Form ADV Part 2A.

Performance: Performance results are presented gross-of-advisory fees and represent the client's Total Return. The deduction of advisory fees lowers performance results. These results include the reinvestment of dividends and other earnings. Past performance may not be indicative of future results. Therefore, clients should not assume that future performance of any specific investment or investment strategy will be profitable or equal to past performance levels. All investment strategies have the potential for profit or loss. Economic factors, market conditions or changes in investment strategies, contributions or withdrawals may materially alter the performance and results of your portfolio.

Source ice Data Indices, LLC ("ICE"), used with permission. ICE PERMITS USE OF THE ICE INDICES AND RELATED DATA ON AN "AS IS" BASIS; ICE, ITS AFFILIATES AND THEIR RESPECTIVE THIRD PARTY SUPPLIERS DISCLAIM ANY AND ALL WARRANTIES AND REPRESENTATIONS, EXPRESS AND/OR IMPLIED, INCLUDING ANY WARRANTIES OF MERCHANTABILITY OR FITNESS FOR A PARTICULAR PURPOSE OR USE, INCLUDING THE INDICES, INDEX DATA AND ANY DATA INCLUDED IN, RELATED TO, OR DERIVED THEREFROM. NEITHER ICE DATA, ITS AFFILIATES OR THEIR RESPECTIVE THIRD PARTY PROVIDERS GUARANTEE THE QUALITY, ADEQUACY, ACCURACY, TIMELINESS OR COMPLETENESS OF THE INDICES OR THE INDEX DATA OR ANY COMPONENT THEREOF, AND THE INDICES AND INDEX DATA AND ALL COMPONENTS THEREOF ARE PROVIDED ON AN "AS IS" BASIS AND LICENSEE'S USE IS AT LICENSEE'S OWN RISK. ICE DATA, ITS AFFILIATES AND THEIR RESPECTIVE THIRD PARTY DO NOT SPONSOR, ENDORSE, OR RECOMMEND CHANDLER, OR ANY OF ITS PRODUCTS OR SERVICES.

Index returns assume reinvestment of all distributions. Historical performance results for investment indexes generally do not reflect the deduction of transaction and/or custodial charges or the deduction of an investment management fee, the incurrence of which would have the effect of decreasing historical performance results. It is not possible to invest directly in an index.

Ratings: Ratings information have been provided by Moody's, S&P and Fitch through data feeds we believe to be reliable as of the date of this statement, however we cannot guarantee its accuracy.

Security level ratings for U.S. Agency issued mortgage-backed securities ("MBS") reflect the issuer rating because the securities themselves are not rated. The issuing U.S. Agency guarantees the full and timely payment of both principal and interest and carries a AA+/Aaa/AAA by S&P, Moody's and Fitch respectively.

CITY OF COSTA MESA
SUMMARY OF CASH HELD IN TRUST
AS OF JULY 31, 2022

Costa Mesa Financing Authority 2017 Lease Revenue Bonds

Fund	Investment Type	Issuer	Maturity Date	Cost	Par	Market Value	Rate
Construction Fund	U.S. Govt. Obligation Fund	First American	Open	\$ 313,070.68	\$ 313,070.68	\$ 313,070.68	
Principal Fund	U.S. Govt. Obligation Fund	First American	Open	0.29	0.29	0.29	
Base Rental Payment Fund	U.S. Govt. Obligation Fund	First American	Open	3.46	3.46	3.46	
Interest Fund	U.S. Govt. Obligation Fund	First American	Open	0.17	0.17	0.17	
Ending Balances				<u>\$ 313,074.60</u>	<u>\$ 313,074.60</u>	<u>\$ 313,074.60</u>	

Housing Authority Fund

Fund	Investment Type	Issuer	Maturity Date	Cost	Par	Market Value	Rate
First Time Home Buyer Program	Checking Account	Farmers State Bank	Open	\$ 969.39	\$ 969.39	\$ 969.39	(1)
Tenant Deposits	Checking Account	JP Morgan Chase Bank	Open	17,831.00	17,831.00	17,831.00	(1)
Tenant Deposits	Checking Account	Union Bank	Open	4,000.00	4,000.00	4,000.00	(1)
Ending Balances				<u>\$ 22,800.39</u>	<u>\$ 22,800.39</u>	<u>\$ 22,800.39</u>	

800 MHz Quarterly Reserve Fund

Fund	Investment Type	Issuer	Maturity Date	Cost	Par	Market Value	Rate
Cost Sharing Infrastructure/ Sustainability/(Reserve) Fund	Money Market Fund	Orange County Investment Pool	Open	\$ 458,510.53	\$ 458,510.53	\$ 458,510.53	
Ending Balance				<u>\$ 458,510.53</u>	<u>\$ 458,510.53</u>	<u>\$ 458,510.53</u>	

Section 115 Pension Trust

Trustee: U.S. Bank

Fund	Investment Type	Issuer	Maturity Date	Cost	Par	Market Value	Rate
Section 115 Pension Trust	Balanced Index PLUS	Public Agency Retirement Services	Open	\$ 1,642,573.31	\$ 1,642,573.31	\$ 1,642,573.31	
Ending Balance				<u>\$ 1,642,573.31</u>	<u>\$ 1,642,573.31</u>	<u>\$ 1,642,573.31</u>	

R J Noble Co/Citywide Street Rehabilitation Project

Trustee: Banner Bank

Fund	Investment Type	Issuer	Maturity Date	Cost	Par	Market Value	Rate
Escrow Account #3389	Checking Account	Banner Bank	Open	\$ 127,166.98	\$ 127,166.98	\$ 127,166.98	(1)
Ending Balances				<u>\$ 127,166.98</u>	<u>\$ 127,166.98</u>	<u>\$ 127,166.98</u>	

GRAND TOTALS \$ 2,614,125.81 \$ 2,614,125.81 \$ 2,614,125.81

Market Values provided by U.S. Bank Corporate Trust Services, Orange County Investment Pool, Union Bank, Banner Bank, and JP Morgan Chase Bank.

(1) Monthly rates/balances are not available. Balances are as of July 31, 2022.