



**CITY OF COSTA MESA
FINANCE DEPARTMENT
INTEROFFICE MEMORANDUM**

**TO: HONORABLE CITY COUNCIL
LORI ANN FARRELL HARRISON, CITY MANAGER**

FROM: CAROL MOLINA, FINANCE DIRECTOR

DATE: JANUARY 30, 2023

SUBJECT: TREASURER’S REPORT FOR THE MONTH OF DECEMBER 31, 2022

Attached is the Treasurer’s Report for the month of December 31, 2022. This performance report lists the various types of securities, institutions from which the securities were purchased, maturity dates, and interest rates for all securities held in the City’s investment portfolio as of the end of the reporting period. All of the City’s investments as of December 31, 2022 comply with the Investment Policy and the California Government Code except as otherwise noted or disclosed herein. All market values provided in this report were obtained from International Data Corporation, an independent pricing source, except for the Local Agency Investment Fund (LAIF). The cost value shown for the City’s LAIF investment represents the City’s contractual rights to its LAIF account and does not represent the value of the underlying portfolio securities.

SUMMARY

| | | |
|--------------------------|----|--------------------|
| Beginning Book Value | \$ | 141,430,133 |
| Deposits/Acquisitions | | 12,762,078 |
| Withdrawals/Dispositions | | (361,149) |
| Ending Book Value | \$ | <u>153,831,062</u> |

As of December 31, 2022, the City had adequate cash reserves necessary to meet its obligations.

The following security was purchased during the month of December 2022:

| <u>Type of Investment</u> | <u>Maturity Date</u> | <u>Cost</u> | <u>Interest Rate</u> |
|---------------------------|----------------------|-------------|----------------------|
| Amazon.com Inc. | 12/01/2027 | \$444,742 | 4.55% |

The following security was sold during the month of December 2022:

| <u>Type of Investment</u> | <u>Maturity Date</u> | <u>Cost</u> | <u>Interest Rate</u> |
|---------------------------|----------------------|-------------|----------------------|
| FHLMC Note | 05/05/2023 | \$294,513 | .375% |

There were no securities that matured during the month December 2022.

COMPLIANCE REPORTING

The City holds two Lehman Brothers Medium-Term Corporate Notes in its investment portfolio. The total amount invested in these two securities stated at cost was \$5,049,700. Lehman Brothers filed for bankruptcy protection status on September 15, 2008 and the debt rating fell from A2 to B3- on that date. The market value loss of \$4,107,075 for the securities was recorded on the City's general ledger in 2008.

In April 2011, the City joined the Ad Hoc Group of Lehman Brothers Creditors to help maximize the recovery through bankruptcy proceedings and to protect the City's interest in the Lehman Brother's bankruptcy. The Ad Hoc Group filed a "Creditor's Plan" with the U.S. Bankruptcy Court in Manhattan which would provide a better recovery to creditors of the original Lehman parent company while offering a smaller payout to some creditors of Lehman subsidiaries. On December 6, 2011, the Bankruptcy Court entered an order confirming the Debtors' Chapter 11 Plan. The following table summarizes the distributions received:

| | <u>Distributions</u> |
|--------------------|---------------------------|
| April 14, 2012 | \$ 301,890 |
| October 1, 2012 | 192,024 |
| April 4, 2013 | 250,361 |
| August 30, 2013 | 59,207 |
| October 3, 2013 | 289,015 |
| April 4, 2014 | 320,756 |
| October 2, 2014 | 232,983 |
| April 2, 2015 | 160,218 |
| October 1, 2015 | 119,814 |
| March 31, 2016 | 34,220 |
| July 16, 2016 | 50,165 |
| October 6, 2016 | 84,995 |
| December 14, 2016 | 6,627 |
| April 6, 2017 | 65,700 |
| October 5, 2017 | 44,370 |
| December 6, 2017 | 59,360 |
| April 5, 2018 | 37,004 |
| September 26, 2018 | 3,184 |
| October 4, 2018 | 39,148 |
| April 4, 2019 | 6,646 |
| July 18, 2019 | 14,395 |
| October 3, 2019 | 10,171 |
| April 2, 2020 | 3,344 |
| October 1, 2020 | 3,931 |
| April 1, 2021 | 14,177 |
| October 7, 2021 | 3,890 |
| April 6, 2022 | 2,352 |
| October 7, 2022 | 326 |
| Total | <u><u>\$2,410,273</u></u> |

The City estimates the value of Lehman Brothers investment claim held in escrow with Lehman Brothers Holdings, Inc. semi-annually. These estimates are primarily based on cash distributions that have been received to date as well as distributions anticipated in the future. To date, the City has received 48 cents of every dollar invested originally in the Lehman Brothers investments. As of December 31, 2022, staff estimated the value of the Lehman Brothers investment claim at \$20,000. The current estimates for recoveries through the bankruptcy proceedings are unknown.

As of December 31, 2022, the investment portfolio was in compliance with the City's adopted investment policy and applicable state laws in all other respects during, and as of, the end of the reporting period.

If you have any questions or need additional information, feel free to contact the Finance Department.

Carol Molina
Finance Director

Attachments: 1 – Pooled Cash and Investments by Fund as of December 31, 2022
2 – General Fund Cash Position over the past five calendar years
3 – Investment Report for the month of December 2022

ATTACHMENT 1

POOLED CASH AND INVESTMENTS BY FUND AS OF DECEMBER 31, 2022

| FUND NO | FUND NAME | AMOUNT |
|---------|---|--------------------------------|
| 101 | General Fund | \$37,190,272 * |
| 120 | Payroll Clearing | 788,862 |
| 130 | Cultural Arts Master Plan(MeasQ) | (192,843) |
| 150 | Disaster Fund | (880,865) |
| 201 | Special Gas Tax Fund | 7,395,995 |
| 203 | Air Quality Improvement Fund (AB 2766) | 375,619 |
| 204 | American Rescue Plan Fund | 13,404,673 |
| 205 | HUD -HOME Program-HOME Investment Partnership Act | 1,440,868 |
| 207 | HUD -Community Development Block Grant Program Fund | 83,464 |
| 208 | Park Development Fees Fund | 3,202,732 |
| 209 | Drainage Fees Fund | 2,230,844 |
| 213 | Supplemental Law Enforcement Services Fund (SLESF) | (14,135) |
| 214 | Traffic Impact Fees Fund | 5,745,142 |
| 216 | Rental Rehabilitation Program Fund | 274,070 |
| 217 | Narcotics Forfeiture Fund | 1,628,645 |
| 218 | Fire System Development Fees Fund | 332,024 |
| 219 | Local Law Enforcement Block | 33,536 |
| 220 | Office of Traffic Safety | (18,583) |
| 222 | Costa Mesa Housing Authority | 1,940,576 |
| 223 | Costa Mesa Housing Authority James/W 18th Street Property | 432,997 |
| 227 | Opioid Settlement Fund | 176,623 |
| 228 | Fire Protection System Paramedic Fund | 302,334 |
| 230 | Grants - Federal | (66,923) |
| 231 | Grants - State | 2,216,453 |
| 232 | Grants - Other | 5,000 |
| 240 | Cannabis Traffic Impact Fees Fund | 432,659 |
| 251 | Gas Tax - RMRA Fund | 8,850,204 |
| 401 | Capital Improvements Fund | 20,847,860 |
| 409 | Vehicle Parking District #1 Fund | 45,066 |
| 410 | Vehicle Parking District #2 Fund | 102,469 |
| 413 | Golf Course Improvement Fund | 607,135 |
| 415 | Measure "M" 2 Construction Fund | (563,749) |
| 416 | Measure "M" 2 Fairshare Fund | 5,279,542 |
| 417 | Jack Hammett Sports Complex Capital Improvement Fund | 241,916 |
| 418 | Lion's Park Project 2017 Bond Fund | 11,635 |
| 601 | Equipment Maintenance and Replacement Fund | 6,633,020 |
| 602 | Self-Insurance Fund - Liab/W.C./Unemployment | 15,536,737 |
| 603 | IT Replacement Fund | 7,076,156 |
| 701 | Deposits | 2,656,442 |
| 706 | Custodial Fund | 546,240 |
| 750 | Section 115 Trust Fund | 1,500,000 |
| | Total Pooled Cash & Investments | <u><u>\$147,830,712</u></u> ** |

* Council has committed the following items in General Fund balance as of June 30, 2022.

- \$14.125 million for emergency reserve
- \$2 million for self-insurance reserve
- \$9 million for economic reserve

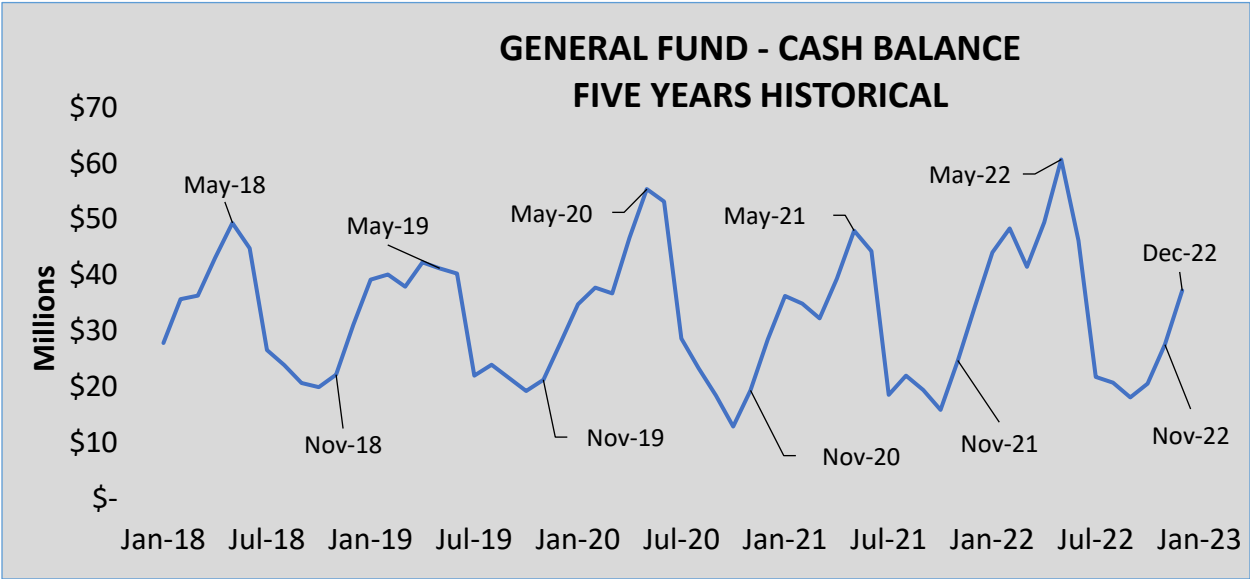
** Reconciliation of Total Pooled Cash & Investments to Portfolio Total End Cost Value:

| | |
|---|-----------------------------|
| Total Pooled Cash & Investments | \$147,830,712 |
| Market Value Adjustment | 3,429,627 |
| Cash Held in Trust | 2,570,723 |
| Portfolio Total End Cost Value (Attachment 3) | <u><u>\$153,831,062</u></u> |

GENERAL FUND CASH POSITION

The City’s General Fund receives its most significant revenues, such as sales tax and property tax, several times during the year. However, it pays for majority of the City’s operational expenditures throughout the year. The in-flows and out-flows of the General Fund cash are closely monitored by Finance staff. The flowing is a summary of the General Fund historical ending cash balances over the past five calendar years:

| | 2018 | 2019 | 2020 | 2021 | 2022 |
|-----------|-------------|-------------|-------------|-------------|-------------|
| January | \$27.8 | \$39.2 | \$34.8 | \$36.2 | \$44.0 |
| February | 35.7 | 40.0 | 37.7 | 34.9 | 48.3 |
| March | 36.3 | 37.9 | 36.7 | 32.3 | 41.4 |
| April | 43.1 | 42.3 | 46.7 | 39.3 | 49.4 |
| May | 49.3 | 41.2 | 55.4 | 47.9 | 60.7 |
| June | 44.8 | 40.2 | 53.1 | 44.3 | 46.2 |
| July | 26.6 | 22.0 | 28.6 | 18.5 | 21.8 |
| August | 23.9 | 23.9 | 23.3 | 22.0 | 20.7 |
| September | 20.7 | 21.6 | 18.4 | 19.4 | 18.1 |
| October | 19.9 | 19.9 | 12.9 | 15.8 | 20.6 |
| November | 22.1 | 21.2 | 19.3 | 24.7 | 27.5 |
| December | 31.0 | 27.9 | 28.5 | 35.5 | 37.2 |



As indicated in the above graph, the General Fund’s cash balance typically peaks at May of each year and dips to the lowest point around October and November. As of December 31, 2022, the General Fund extended resources to several funds in order to maintain ongoing COVID mitigation efforts and keep other critical projects moving forward. Staff expects these resources to be fully reimbursable to the General Fund. Overall, activities appear reasonable and consistent with staff’s expectations.



City of Costa Mesa Consolidated - Account #10196

MONTHLY ACCOUNT STATEMENT

DECEMBER 1, 2022 THROUGH DECEMBER 31, 2022

Chandler Team:

For questions about your account, please call (800) 317-4747,
or contact operations@chandlerasset.com

Custodian

Bank of New York Mellon
Lauren Dehner
(904) 645-1918

CHANDLER ASSET MANAGEMENT
chandlerasset.com

Information contained herein is confidential. We urge you to compare this statement to the one you receive from your qualified custodian. Please see Important Disclosures.



PORTFOLIO CHARACTERISTICS

| | |
|---------------------------|----------|
| Average Modified Duration | 0.90 |
| Average Coupon | 1.82% |
| Average Purchase YTM | 1.87% |
| Average Market YTM | 2.90% |
| Average S&P/Moody Rating | AA/Aa1 |
| Average Final Maturity | 1.02 yrs |
| Average Life | 0.96 yrs |

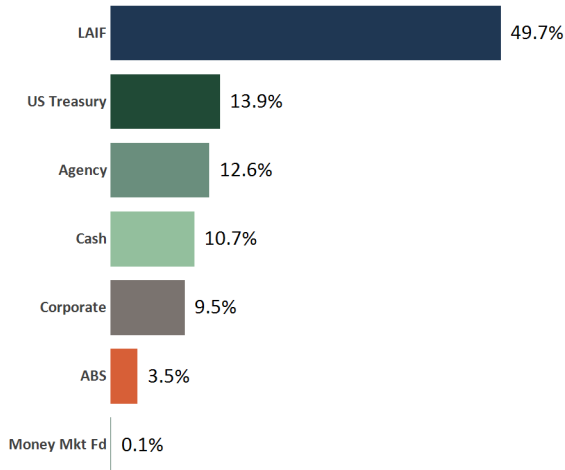
ACCOUNT SUMMARY

| | Beg. Values as of 11/30/22 | End Values as of 12/31/22 |
|---------------------------|-------------------------------|------------------------------|
| Market Value | 137,974,039 | 150,364,753 |
| Accrued Interest | 456,823 | 583,506 |
| Total Market Value | 138,430,861 | 150,948,259 |
| Income Earned | 202,679 | 226,107 |
| Cont/WD | | |
| Par | 146,275,910 | 158,677,648 |
| Book Value | 141,430,133 | 153,831,062 |
| Cost Value | 141,430,133 | 153,831,062 |

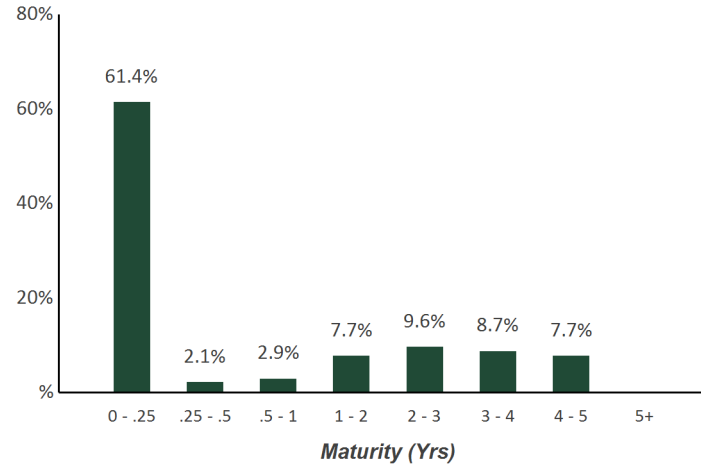
TOP ISSUERS

| | |
|---------------------------------|--------------|
| Local Agency Investment Fund | 49.7% |
| Government of United States | 13.9% |
| JP Morgan Chase & Co | 9.3% |
| Federal National Mortgage Assoc | 5.3% |
| Federal Home Loan Mortgage Corp | 4.7% |
| Federal Home Loan Bank | 2.7% |
| Bank Cash Account | 1.7% |
| John Deere ABS | 0.9% |
| Total | 88.1% |

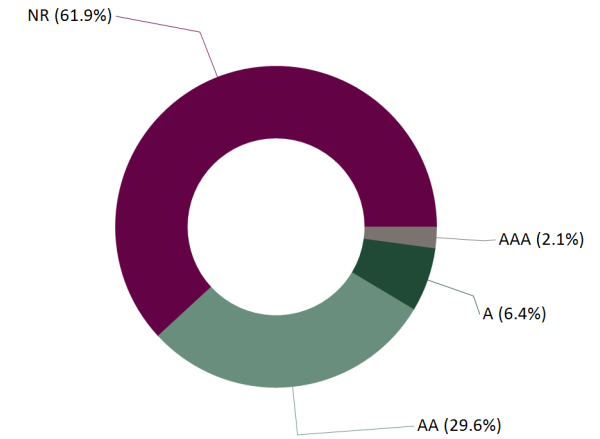
SECTOR ALLOCATION



MATURITY DISTRIBUTION



CREDIT QUALITY (S&P)



Statement of Compliance

As of December 31, 2022



City of Costa Mesa Consolidated

This portfolio is a consolidation of assets managed by Chandler Asset Management and assets managed internally by Client. Chandler relies on Client to provide accurate information for reporting assets and producing this compliance statement.

| Category | Standard | Comment |
|---|--|-------------------------------|
| Treasury Issues | No limitations | Complies |
| Federal Agencies | No maximum limitations; 35% max per issuer | Complies |
| Supranational Securities | "AA" rated or higher by a NRSRO; 15% maximum; 5% max per issuer; USD denominated senior unsecured unsubordinated obligations issued or unconditionally guaranteed by: IBRD, IFC, IADB | Complies |
| Municipal Securities | "A" rated or higher by at least one NRSRO; 5% max per issuer | Complies |
| Banker's Acceptances | "A-1" or higher short-term rating by at least one NRSRO; and "A" or higher long-term debt issued by at least one NRSRO; 40% maximum; 5% max per issuer; 180 days max maturity | Complies |
| Certificates of Deposit (CD)/ Time Deposit (TD) | "A" rated or higher long-term debt issuer by at least one NRSRO; and/or "A-1" rated or higher short-term rating by at least one NRSRO (for TD/CDs in excess of FDIC insured amounts which are fully secured) ; 20% maximum (combination of FDIC and Collateralized TDs/ CDs); 5% max per issuer; For federally insured time deposits, amount per institution is limited to maximum covered under FDIC. | Complies |
| Negotiable Certificates of Deposit (NCD) and CD Placement Service (CDARS) | "A" rated or higher long-term debt issuer by at least one NRSRO; and/or "A-1" rated or higher short-term debt rating by at least one NRSRO; 30% maximum (including CDARS); 5% max per issuer | Complies |
| Repurchase Agreements | 30% maximum; 1 year max maturity; 102% collateralization | Complies |
| Commercial Paper | "A-1" rated or higher short-term rating by at least one NRSRO; and "A" rated or higher long-term debt issuer by at least one NRSRO; 25% maximum; 5% max per issuer; 270 days max maturity; Issuer is a corporation organized and operating within the U.S. with assets in excess of \$500 million | Complies |
| Corporate Medium Term Notes | "A" rated category or better by at least one NRSRO; 30% maximum; 5% max per issuer; Issued by corporations organized and operating within the U.S. or by depository institutions licensed by U.S. or any state and operating within the U.S. | Complied at time of purchase* |
| Asset-Backed, Mortgage-Pass Through Securities, Collateralized Mortgage Obligations | "AA" rated category or better by one NRSRO; "A" rated or higher rating for the issuer's debt by one NRSRO; 20% maximum (combined ABS, MPT, CMO); 5% max per issuer | Complies |
| Money Market Mutual Funds | "AAA" rated or highest rating by not less than two NRSROs or SEC registered and AUM > \$500 million; 20% maximum | Complies |
| LAIF | Max permitted amount in LAIF | Complies |
| Orange County Treasurer's Pool | 35% of its surplus money; Not used by investment adviser | Complies |
| Minimum Outstanding Investments Maturing within 1 year time period | 20% minimum of the outstanding investments must mature within a one-year time period | Complies |
| Minimum Budgeted Operating Expenditures in Short Term Investments | Minimum 3 months of budgeted operating expenditures in short term investments to provide sufficient liquidity for expected disbursements | Complies |
| Max Callable Securities | 20% maximum (does not include "make whole call" securities) | Complies |
| Max Per Issuer | 5% of portfolio (except U.S. government, its agencies, and enterprises) | Complies |
| Maximum Maturity | 5 years (Any investment extending beyond 5 years requires prior City Council approval); 20% minimum of the outstanding investments must mature within a one-year time period | Complies |

*Lehman Brothers (LEH) filed for bankruptcy on September 15, 2008. The city owns \$5M par value of LEH.

Holdings Report

As of December 31, 2022



| CUSIP | Security Description | Par Value/Units | Purchase Date Book Yield | Cost Value Book Value | Mkt Price Mkt YTM | Market Value Accrued Int. | % of Port. Gain/Loss | Moody/S&P Fitch | Maturity Duration |
|------------|---|-----------------|-----------------------------|--------------------------|----------------------|------------------------------|-------------------------|--------------------|----------------------|
| ABS | | | | | | | | | |
| 47787NAC3 | John Deere Owner Trust 2020-B A3 0.51% Due 11/15/2024 | 56,946.82 | 07/14/2020 0.52% | 56,938.14 56,938.14 | 98.46 5.34% | 56,071.99 12.91 | 0.04% (866.15) | Aaa / NR AAA | 1.88 0.32 |
| 58769KAD6 | Mercedes-Benz Auto Lease Trust 2021-B A3 0.4% Due 11/15/2024 | 305,000.00 | 06/22/2021 0.40% | 304,976.97 304,976.97 | 97.12 5.30% | 296,209.08 54.22 | 0.20% (8,767.89) | NR / AAA AAA | 1.88 0.59 |
| 09690AAC7 | BMW Vehicle Lease Trust 2021-2 A3 0.33% Due 12/26/2024 | 185,177.00 | 09/08/2021 0.34% | 185,157.89 185,157.89 | 97.72 5.25% | 180,946.15 10.18 | 0.12% (4,211.74) | Aaa / NR AAA | 1.99 0.46 |
| 05601XAC3 | BMW Vehicle Lease Trust 2022-1 A3 1.1% Due 3/25/2025 | 200,000.00 | 01/11/2022 1.11% | 199,970.10 199,970.10 | 96.74 5.29% | 193,487.94 36.67 | 0.13% (6,482.16) | NR / AAA AAA | 2.23 0.78 |
| 43813GAC5 | Honda Auto Receivables Trust 2021-1 A3 0.27% Due 4/21/2025 | 108,692.57 | 02/17/2021 0.27% | 108,690.57 108,690.57 | 96.73 6.22% | 105,138.92 8.15 | 0.07% (3,551.65) | Aaa / NR AAA | 2.31 0.55 |
| 89240BAC2 | Toyota Auto Receivables Owners 2021-A A3 0.26% Due 5/15/2025 | 388,103.13 | 02/02/2021 0.27% | 388,031.09 388,031.09 | 97.42 4.82% | 378,095.19 44.85 | 0.25% (9,935.90) | Aaa / NR AAA | 2.37 0.56 |
| 47788UAC6 | John Deere Owner Trust 2021-A A3 0.36% Due 9/15/2025 | 191,884.49 | 03/02/2021 0.37% | 191,847.61 191,847.61 | 96.55 5.21% | 185,272.15 30.70 | 0.12% (6,575.46) | Aaa / NR AAA | 2.71 0.71 |
| 44934KAC8 | Hyundai Auto Receivables Trust 2021-B A3 0.38% Due 1/15/2026 | 555,000.00 | 07/20/2021 0.39% | 554,877.51 554,877.51 | 95.49 5.78% | 529,955.90 93.73 | 0.35% (24,921.61) | NR / AAA AAA | 3.04 0.84 |
| 43815GAC3 | Honda Auto Receivables Trust 2021-4 A3 0.88% Due 1/21/2026 | 205,000.00 | 11/16/2021 0.89% | 204,956.79 204,956.79 | 94.91 5.11% | 194,556.81 50.11 | 0.13% (10,399.98) | Aaa / NR AAA | 3.06 1.22 |
| 47789QAC4 | John Deere Owner Trust 2021-B A3 0.52% Due 3/16/2026 | 260,000.00 | 07/13/2021 0.52% | 259,976.81 259,976.81 | 94.91 5.29% | 246,760.20 60.09 | 0.16% (13,216.61) | Aaa / NR AAA | 3.21 1.08 |
| 44935FAD6 | Hyundai Auto Receivables Trust 2021-C A3 0.74% Due 5/15/2026 | 145,000.00 | 11/09/2021 0.75% | 144,967.64 144,967.64 | 94.47 5.54% | 136,975.13 47.69 | 0.09% (7,992.51) | NR / AAA AAA | 3.37 1.17 |
| 43815BAC4 | Honda Auto Receivables Trust 2022-1 A3 1.88% Due 5/15/2026 | 330,000.00 | 02/15/2022 1.89% | 329,950.37 329,950.37 | 95.03 5.03% | 313,598.81 275.73 | 0.21% (16,351.56) | Aaa / AAA NR | 3.37 1.60 |
| 05602RAD3 | BMW Vehicle Owner Trust 2022-A A3 3.21% Due 8/25/2026 | 215,000.00 | 05/10/2022 3.23% | 214,988.82 214,988.82 | 97.40 4.96% | 209,418.41 115.03 | 0.14% (5,570.41) | Aaa / AAA NR | 3.65 1.51 |



| CUSIP | Security Description | Par Value/Units | Purchase Date Book Yield | Cost Value Book Value | Mkt Price Mkt YTM | Market Value Accrued Int. | % of Port. Gain/Loss | Moody/S&P Fitch | Maturity Duration |
|------------------|---|---------------------|-----------------------------|--|----------------------|--|-------------------------------------|--------------------------------|----------------------------|
| ABS | | | | | | | | | |
| 89238FAD5 | Toyota Auto Receivables OT 2022-B A3 2.93% Due 9/15/2026 | 220,000.00 | 04/07/2022 2.95% | 219,994.85 219,994.85 | 96.70 5.00% | 212,750.78 286.49 | 0.14% (7,244.07) | Aaa / AAA NR | 3.71 1.62 |
| 47787JAC2 | John Deere Owner Trust 2022-A A3 2.32% Due 9/16/2026 | 255,000.00 | 03/10/2022 2.34% | 254,943.59 254,943.59 | 95.91 5.12% | 244,579.60 262.93 | 0.16% (10,363.99) | Aaa / NR AAA | 3.71 1.48 |
| 47800AAC4 | John Deere Owner Trust 2022-B A3 3.74% Due 2/16/2027 | 265,000.00 | 07/12/2022 3.77% | 264,974.69 264,974.69 | 97.70 4.93% | 258,907.07 440.49 | 0.17% (6,067.62) | Aaa / NR AAA | 4.13 1.99 |
| 02582JIT8 | American Express Credit Trust 2022-2 A 3.39% Due 5/17/2027 | 555,000.00 | 05/17/2022 3.42% | 554,877.23 554,877.23 | 97.14 4.72% | 539,116.07 836.20 | 0.36% (15,761.16) | NR / AAA AAA | 4.38 2.22 |
| 47800BAC2 | John Deere Owner Trust 2022-C A3 5.09% Due 6/15/2027 | 340,000.00 | 10/12/2022 5.15% | 339,973.62 339,973.62 | 100.38 4.97% | 341,281.09 769.16 | 0.23% 1,307.47 | Aaa / NR AAA | 4.46 2.15 |
| 58768PAC8 | Mercedes-Benz Auto Receivables 2022- 1 A3 5.21% Due 8/16/2027 | 605,000.00 | 11/15/2022 5.28% | 604,880.33 604,880.33 | 100.93 4.28% | 610,597.33 1,400.91 | 0.41% 5,717.00 | Aaa / AAA NR | 4.63 0.94 |
| Total ABS | | 5,385,804.01 | 2.17% | 5,384,974.62 5,384,974.62 | 5.06% | 5,233,718.62 4,836.24 | 3.47% (151,256.00) | Aaa / AAA AAA | 3.41 1.24 |
| AGENCY | | | | | | | | | |
| 3137EAER6 | FHLMC Note 0.375% Due 5/5/2023 | 1,300,000.00 | 06/23/2020 0.31% | 1,302,431.00 1,302,431.00 | 98.62 4.45% | 1,282,017.98 758.33 | 0.85% (20,413.02) | Aaa / AA+ AAA | 0.34 0.34 |
| 3137EAEN5 | FHLMC Note 2.75% Due 6/19/2023 | 1,900,000.00 | Various 2.87% | 1,889,989.00 1,889,989.00 | 99.16 4.59% | 1,883,967.19 1,741.67 | 1.25% (6,021.81) | Aaa / AA+ AAA | 0.47 0.46 |
| 313383YJ4 | FHLB Note 3.375% Due 9/8/2023 | 1,000,000.00 | 11/08/2018 3.22% | 1,006,640.00 1,006,640.00 | 98.99 4.88% | 989,902.69 10,593.75 | 0.66% (16,737.31) | Aaa / AA+ NR | 0.69 0.66 |
| 3135G0U43 | FNMA Note 2.875% Due 9/12/2023 | 2,000,000.00 | 09/20/2018 3.05% | 1,983,880.00 1,983,880.00 | 98.71 4.77% | 1,974,294.68 17,409.72 | 1.32% (9,585.32) | Aaa / AA+ AAA | 0.70 0.67 |
| 3130A0F70 | FHLB Note 3.375% Due 12/8/2023 | 1,350,000.00 | 01/16/2019 2.73% | 1,389,406.50 1,389,406.50 | 98.57 4.96% | 1,330,661.28 2,910.94 | 0.88% (58,745.22) | Aaa / AA+ AAA | 0.94 0.91 |
| 3130A1XJ2 | FHLB Note 2.875% Due 6/14/2024 | 1,100,000.00 | 06/18/2019 1.95% | 1,147,872.00 1,147,872.00 | 97.72 4.51% | 1,074,917.14 1,493.40 | 0.71% (72,954.86) | Aaa / AA+ NR | 1.45 1.40 |
| 3135G0V75 | FNMA Note 1.75% Due 7/2/2024 | 1,000,000.00 | 07/11/2019 1.91% | 992,260.00 992,260.00 | 95.76 4.70% | 957,649.26 8,701.39 | 0.64% (34,610.74) | Aaa / AA+ AAA | 1.50 1.44 |
| 3137EAEP0 | FHLMC Note 1.5% Due 2/12/2025 | 1,345,000.00 | 02/13/2020 1.52% | 1,343,964.35 1,343,964.35 | 94.29 4.35% | 1,268,251.92 7,789.79 | 0.85% (75,712.43) | Aaa / AA+ AAA | 2.12 2.03 |



| CUSIP | Security Description | Par Value/Units | Purchase Date Book Yield | Cost Value Book Value | Mkt Price Mkt YTM | Market Value Accrued Int. | % of Port. Gain/Loss | Moody/S&P Fitch | Maturity Duration |
|---------------------|---|----------------------|-----------------------------|--------------------------------|----------------------|--|--|--------------------------------|----------------------------|
| AGENCY | | | | | | | | | |
| 3135G03U5 | FNMA Note 0.625% Due 4/22/2025 | 1,760,000.00 | Various 0.63% | 1,759,458.70 1,759,458.70 | 91.94 4.33% | 1,618,230.90 2,108.33 | 1.07% (141,227.80) | Aaa / AA+ AAA | 2.31 2.24 |
| 3130AJKW8 | FHLB Note 0.5% Due 6/13/2025 | 675,000.00 | 06/24/2020 0.52% | 674,473.50 674,473.50 | 91.30 4.28% | 616,277.25 168.75 | 0.41% (58,196.25) | Aaa / AA+ AAA | 2.45 2.39 |
| 3135G04Z3 | FNMA Note 0.5% Due 6/17/2025 | 1,065,000.00 | 06/17/2020 0.54% | 1,062,795.45 1,062,795.45 | 91.07 4.37% | 969,843.69 207.08 | 0.64% (92,951.76) | Aaa / AA+ AAA | 2.46 2.40 |
| 3137EAEU9 | FHLMC Note 0.375% Due 7/21/2025 | 810,000.00 | 07/21/2020 0.48% | 805,966.20 805,966.20 | 90.57 4.31% | 733,633.92 1,350.00 | 0.49% (72,332.28) | Aaa / AA+ AAA | 2.56 2.49 |
| 3135G05X7 | FNMA Note 0.375% Due 8/25/2025 | 1,280,000.00 | 08/25/2020 0.47% | 1,274,009.60 1,274,009.60 | 90.27 4.30% | 1,155,433.16 1,680.00 | 0.77% (118,576.44) | Aaa / AA+ AAA | 2.65 2.58 |
| 3137EAEX3 | FHLMC Note 0.375% Due 9/23/2025 | 2,085,000.00 | Various 0.45% | 2,077,316.15 2,077,316.15 | 90.07 4.27% | 1,877,958.93 2,128.44 | 1.25% (199,357.22) | Aaa / AA+ AAA | 2.73 2.66 |
| 3135G06G3 | FNMA Note 0.5% Due 11/7/2025 | 1,385,000.00 | 11/09/2020 0.57% | 1,380,041.70 1,380,041.70 | 90.01 4.26% | 1,246,648.22 1,038.75 | 0.83% (133,393.48) | Aaa / AA+ AAA | 2.85 2.77 |
| Total Agency | | 20,055,000.00 | 1.49% | 20,090,504.15 | 4.50% | 18,979,688.21 60,080.34 | 12.61% (1,110,815.94) | Aaa / AA+ AAA | 1.66 1.61 |
| CASH | | | | | | | | | |
| 90COCM\$00 | Summary of Cash Held in Trust *See Details (Attached) | 2,570,722.51 | Various 0.00% | 2,570,722.51 2,570,722.51 | 1.00 0.00% | 2,570,722.51 0.00 | 1.70% 0.00 | NR / NR NR | 0.00 0.00 |
| 90JPMC\$02 | JP Morgan Chase Checking Account | 13,554,363.15 | Various 0.00% | 13,554,363.15 13,554,363.15 | 1.00 0.00% | 13,554,363.15 0.00 | 8.98% 0.00 | NR / NR NR | 0.00 0.00 |
| Total Cash | | 16,125,085.66 | N/A | 16,125,085.66 | 0.00% | 16,125,085.66 0.00 | 10.68% 0.00 | NR / NR NR | 0.00 0.00 |
| CORPORATE | | | | | | | | | |
| 06051GEU9 | Bank of America Corp Note 3.3% Due 1/11/2023 | 470,000.00 | 06/27/2018 3.63% | 463,546.90 463,546.90 | 99.97 4.46% | 469,839.25 7,324.17 | 0.32% 6,292.35 | A2 / A- AA- | 0.03 0.03 |
| 525ESCIB7 | Lehman Brothers Note-Defaulted Due 1/24/2023 | 2,500,000.00 | 04/17/2012 0.00% | 10,000.00 10,000.00 | 0.35 0.00% | 8,750.00 0.00 | 0.01% (1,250.00) | NR / NR NR | 0.07 0.00 |
| 525ESC2W8 | Lehman Brothers ESCROW CUSIP - Defaulted Due 2/6/2023 | 2,500,000.00 | 04/17/2012 0.00% | 10,000.00 10,000.00 | 0.35 0.00% | 8,750.00 0.00 | 0.01% (1,250.00) | NR / NR NR | 0.10 0.00 |



| CUSIP | Security Description | Par Value/Units | Purchase Date Book Yield | Cost Value Book Value | Mkt Price Mkt YTM | Market Value Accrued Int. | % of Port. Gain/Loss | Moody/S&P Fitch | Maturity Duration |
|------------------|--|-----------------|-----------------------------|------------------------------|----------------------|------------------------------|-------------------------|--------------------|----------------------|
| CORPORATE | | | | | | | | | |
| 30231GAR3 | Exxon Mobil Corp Callable Note Cont 1/1/2023 2.726% Due 3/1/2023 | 800,000.00 | 11/27/2018 3.46% | 776,832.00 776,832.00 | 99.69 4.43% | 797,548.78 7,269.33 | 0.53% 20,716.78 | Aa2 / AA- NR | 0.16 0.16 |
| 02665WCT6 | American Honda Finance Note 3.55% Due 1/12/2024 | 1,000,000.00 | 01/23/2019 3.45% | 1,004,430.00 1,004,430.00 | 98.66 4.90% | 986,564.62 16,665.28 | 0.66% (17,865.38) | A3 / A- A | 1.03 0.98 |
| 89114QCB2 | Toronto Dominion Bank Note 3.25% Due 3/11/2024 | 1,000,000.00 | 03/26/2019 2.95% | 1,013,580.00 1,013,580.00 | 97.87 5.11% | 978,702.37 9,930.56 | 0.65% (34,877.63) | A1 / A AA- | 1.19 1.14 |
| 808513BN4 | Charles Schwab Corp Callable Note Cont 2/18/2024 0.75% Due 3/18/2024 | 1,000,000.00 | 03/17/2021 0.72% | 1,000,810.00 1,000,810.00 | 95.07 4.99% | 950,680.01 2,145.83 | 0.63% (50,129.99) | A2 / A A | 1.21 1.18 |
| 023135BW5 | Amazon.com Inc Note 0.45% Due 5/12/2024 | 500,000.00 | 05/10/2021 0.50% | 499,270.00 499,270.00 | 94.22 4.88% | 471,123.98 306.25 | 0.31% (28,146.02) | A1 / AA AA- | 1.36 1.33 |
| 79466LAG9 | Salesforce.com Inc Callable Note Cont 7/15/2022 0.625% Due 7/15/2024 | 125,000.00 | 06/29/2021 0.64% | 124,936.25 124,936.25 | 93.84 4.83% | 117,301.12 360.24 | 0.08% (7,635.13) | A2 / A+ NR | 1.54 1.49 |
| 78015K7C2 | Royal Bank of Canada Note 2.25% Due 11/1/2024 | 750,000.00 | 05/19/2020 1.54% | 772,882.50 772,882.50 | 95.37 4.92% | 715,283.29 2,812.50 | 0.48% (57,599.21) | A1 / A AA- | 1.84 1.76 |
| 90331HPL1 | US Bank NA Callable Note Cont 12/21/2024 2.05% Due 1/21/2025 | 1,000,000.00 | 01/16/2020 2.10% | 997,870.00 997,870.00 | 94.76 4.75% | 947,609.26 9,111.11 | 0.63% (50,260.74) | A1 / AA- AA- | 2.06 1.96 |
| 14913R2V8 | Caterpillar Financial Service Note 3.4% Due 5/13/2025 | 295,000.00 | 05/10/2022 3.44% | 294,625.35 294,625.35 | 97.29 4.62% | 286,999.11 1,337.33 | 0.19% (7,626.24) | A2 / A A | 2.37 2.23 |
| 63743HFE7 | National Rural Utilities Note 3.45% Due 6/15/2025 | 190,000.00 | 04/27/2022 3.46% | 189,948.70 189,948.70 | 96.54 4.96% | 183,419.24 291.33 | 0.12% (6,529.46) | A2 / A- A | 2.46 2.31 |
| 857477BR3 | State Street Bank Callable Note Cont 2/6/2025 1.746% Due 2/6/2026 | 205,000.00 | 02/02/2022 2.80% | 205,000.00 205,000.00 | 93.13 5.24% | 190,908.90 1,441.66 | 0.13% (14,091.10) | A1 / A AA- | 3.10 2.00 |
| 46647PBH8 | JP Morgan Chase & Co Callable Note Mthly 3/13/2025 2.005% Due 3/13/2026 | 500,000.00 | 03/16/2021 2.15% | 514,575.00 514,575.00 | 92.62 5.58% | 463,110.31 3,007.50 | 0.31% (51,464.69) | A1 / A- AA- | 3.20 3.00 |
| 91324PEC2 | United Health Group Inc Callable Note Cont 4/15/2026 1.15% Due 5/15/2026 | 785,000.00 | Various 1.04% | 788,842.40 788,842.40 | 89.43 4.57% | 702,050.57 1,153.51 | 0.47% (86,791.83) | A3 / A+ A | 3.37 3.23 |
| 89236TJK2 | Toyota Motor Credit Corp Note 1.125% Due 6/18/2026 | 665,000.00 | 06/15/2021 1.13% | 664,707.40 664,707.40 | 88.46 4.78% | 588,289.25 270.16 | 0.39% (76,418.15) | A1 / A+ A+ | 3.47 3.32 |



| CUSIP | Security Description | Par Value/Units | Purchase Date Book Yield | Cost Value Book Value | Mkt Price Mkt YTM | Market Value Accrued Int. | % of Port. Gain/Loss | Moody/S&P Fitch | Maturity Duration |
|------------------------|--|----------------------|-----------------------------|--|----------------------|---|-------------------------------------|-----------------------------|----------------------------|
| CORPORATE | | | | | | | | | |
| 06368FAC3 | Bank of Montreal Note 1.25% Due 9/15/2026 | 1,000,000.00 | 10/14/2021 1.49% | 988,680.00 988,680.00 | 87.49 4.99% | 874,914.95 3,680.56 | 0.58% (113,765.05) | A2 / A- AA- | 3.71 3.52 |
| 931142ER0 | Wal-Mart Stores Callable Note Cont 08/17/2026 1.05% Due 9/17/2026 | 155,000.00 | 09/08/2021 1.09% | 154,707.05 154,707.05 | 88.67 4.39% | 137,431.61 470.17 | 0.09% (17,275.44) | Aa2 / AA AA | 3.72 3.55 |
| 87612EBM7 | Target Corp Callable Note Cont 12/15/2026 1.95% Due 1/15/2027 | 360,000.00 | 01/19/2022 1.99% | 359,388.00 359,388.00 | 90.91 4.43% | 327,268.86 3,237.00 | 0.22% (32,119.14) | A2 / A A | 4.04 3.77 |
| 808513BY0 | Charles Schwab Corp Callable Note Cont 2/3/2027 2.45% Due 3/3/2027 | 195,000.00 | 03/01/2022 2.47% | 194,789.40 194,789.40 | 91.31 4.77% | 178,062.96 1,565.96 | 0.12% (16,726.44) | A2 / A A | 4.17 3.86 |
| 084664CZ2 | Berkshire Hathaway Callable Note Cont 2/15/2027 2.3% Due 3/15/2027 | 725,000.00 | 03/07/2022 2.30% | 724,862.25 724,862.25 | 92.41 4.29% | 669,956.54 4,909.86 | 0.45% (54,905.71) | Aa2 / AA A+ | 4.21 3.91 |
| 09247XAN1 | Blackrock Inc Note 3.2% Due 3/15/2027 | 900,000.00 | 04/25/2022 3.41% | 891,738.00 891,738.00 | 94.65 4.61% | 851,835.34 8,480.00 | 0.57% (39,902.66) | Aa3 / AA- NR | 4.21 3.83 |
| 665859AW4 | Northern Trust Company Callable Note Cont 4/10/2027 4% Due 5/10/2027 | 800,000.00 | Various 4.03% | 799,000.80 799,000.80 | 97.78 4.57% | 782,205.54 4,533.33 | 0.52% (16,795.26) | A2 / A+ A+ | 4.36 3.93 |
| 931142EX7 | Wal-Mart Stores Callable Note Cont 09/09/2027 3.95% Due 9/9/2027 | 180,000.00 | 09/06/2022 4.00% | 179,611.20 179,611.20 | 98.61 4.28% | 177,502.00 2,212.00 | 0.12% (2,109.20) | Aa2 / AA AA | 4.69 4.18 |
| 24422EWK1 | John Deere Capital Corp Note 4.15% Due 9/15/2027 | 875,000.00 | 10/05/2022 4.75% | 852,241.25 852,241.25 | 98.04 4.62% | 857,871.42 11,398.09 | 0.58% 5,630.17 | A2 / A A | 4.71 4.17 |
| 023135CP9 | Amazon.com Inc Callable Note Cont 11/1/2027 4.55% Due 12/1/2027 | 445,000.00 | 11/29/2022 4.56% | 444,741.90 444,741.90 | 99.86 4.58% | 444,372.00 1,687.29 | 0.30% (369.90) | A1 / AA AA- | 4.92 4.28 |
| Total Corporate | | 19,920,000.00 | 2.52% | 14,921,616.35 14,921,616.35 | 4.75% | 14,168,351.28 105,601.02 | 9.46% (753,265.07) | A1 / A+ A+ | 2.67 2.47 |



| CUSIP | Security Description | Par Value/Units | Purchase Date Book Yield | Cost Value Book Value | Mkt Price Mkt YTM | Market Value Accrued Int. | % of Port. Gain/Loss | Moody/S&P Fitch | Maturity Duration |
|-------------------|---|----------------------|-----------------------------|--------------------------------|----------------------|---|------------------------------|-----------------------------|----------------------------|
| LAIF | | | | | | | | | |
| 90LAIF\$00 | Local Agency Investment Fund State Pool | 74,724,376.23 | Various 2.23% | 74,724,376.23 74,724,376.23 | 1.00 2.23% | 74,724,376.23 319,334.46 | 49.71% 0.00 | NR / NR NR | 0.00 0.00 |
| Total LAIF | | 74,724,376.23 | 2.23% | 74,724,376.23 | 2.23% | 74,724,376.23 319,334.46 | 49.71% 0.00 | NR / NR NR | 0.00 0.00 |

| MONEY MARKET FUND | | | | | | | | | |
|--------------------------------|---|-------------------|------------------|--------------------------|---------------|----------------------------------|-----------------------------|-------------------------------|----------------------------|
| 94975H312 | Wells Fargo Advantage Treasury Plus MMF | 187,382.40 | Various 3.83% | 187,382.40 187,382.40 | 1.00 3.83% | 187,382.40 0.00 | 0.12% 0.00 | Aaa / AAA NR | 0.00 0.00 |
| Total Money Market Fund | | 187,382.40 | 3.83% | 187,382.40 | 3.83% | 187,382.40 0.00 | 0.12% 0.00 | Aaa / AAA NR | 0.00 0.00 |

| US TREASURY | | | | | | | | | |
|--------------------|---|--------------|---------------------|------------------------------|----------------|--------------------------|-----------------------|------------------|--------------|
| 912828WJ5 | US Treasury Note 2.5% Due 5/15/2024 | 1,125,000.00 | 06/10/2019 1.90% | 1,156,376.95 1,156,376.95 | 97.10 4.71% | 1,092,349.13 3,651.59 | 0.73% (64,027.82) | Aaa / AA+ AAA | 1.37 1.32 |
| 9128282N9 | US Treasury Note 2.125% Due 7/31/2024 | 1,000,000.00 | 08/28/2019 1.39% | 1,034,648.44 1,034,648.44 | 96.22 4.63% | 962,188.00 8,892.66 | 0.64% (72,460.44) | Aaa / AA+ AAA | 1.58 1.52 |
| 9128282Y5 | US Treasury Note 2.125% Due 9/30/2024 | 1,525,000.00 | 11/12/2019 1.77% | 1,550,496.09 1,550,496.09 | 96.02 4.52% | 1,464,237.90 8,279.62 | 0.98% (86,258.19) | Aaa / AA+ AAA | 1.75 1.68 |
| 912828YV6 | US Treasury Note 1.5% Due 11/30/2024 | 1,300,000.00 | 12/12/2019 1.73% | 1,286,136.72 1,286,136.72 | 94.68 4.43% | 1,230,836.10 1,714.29 | 0.82% (55,300.62) | Aaa / AA+ AAA | 1.92 1.85 |
| 91282CDZ1 | US Treasury Note 1.5% Due 2/15/2025 | 1,000,000.00 | 05/06/2022 2.92% | 962,578.13 962,578.13 | 94.19 4.39% | 941,914.00 5,665.76 | 0.63% (20,664.13) | Aaa / AA+ AAA | 2.13 2.04 |
| 912828ZC7 | US Treasury Note 1.125% Due 2/28/2025 | 825,000.00 | 03/24/2020 0.51% | 849,846.68 849,846.68 | 93.42 4.35% | 770,698.50 3,153.57 | 0.51% (79,148.18) | Aaa / AA+ AAA | 2.16 2.09 |
| 9128284Z0 | US Treasury Note 2.75% Due 8/31/2025 | 1,000,000.00 | 05/27/2021 0.63% | 1,088,789.06 1,088,789.06 | 96.20 4.27% | 962,031.00 9,343.92 | 0.64% (126,758.06) | Aaa / AA+ AAA | 2.67 2.51 |
| 91282CBC4 | US Treasury Note 0.375% Due 12/31/2025 | 2,325,000.00 | Various 0.39% | 2,323,008.79 2,323,008.79 | 89.46 4.15% | 2,079,965.93 24.09 | 1.38% (243,042.86) | Aaa / AA+ AAA | 3.00 2.92 |

Holdings Report

As of December 31, 2022



| CUSIP | Security Description | Par Value/Units | Purchase Date Book Yield | Cost Value Book Value | Mkt Price Mkt YTM | Market Value Accrued Int. | % of Port. Gain/Loss | Moody/S&P Fitch | Maturity Duration |
|--|---|-----------------------|-----------------------------|------------------------------|----------------------|--|---|--------------------------------|----------------------------|
| US TREASURY | | | | | | | | | |
| 91282CBH3 | US Treasury Note 0.375% Due 1/31/2026 | 1,300,000.00 | 02/16/2021 0.56% | 1,288,574.22 1,288,574.22 | 89.06 4.19% | 1,157,761.80 2,040.08 | 0.77% (130,812.42) | Aaa / AA+ AAA | 3.09 3.00 |
| 91282CBT7 | US Treasury Note 0.75% Due 3/31/2026 | 1,660,000.00 | 04/28/2021 0.86% | 1,651,375.78 1,651,375.78 | 89.73 4.16% | 1,489,591.04 3,180.91 | 0.99% (161,784.74) | Aaa / AA+ AAA | 3.25 3.14 |
| 91282CCF6 | US Treasury Note 0.75% Due 5/31/2026 | 1,200,000.00 | 06/17/2021 0.89% | 1,191,843.75 1,191,843.75 | 89.29 4.14% | 1,071,516.00 791.21 | 0.71% (120,327.75) | Aaa / AA+ AAA | 3.42 3.30 |
| 9128282A7 | US Treasury Note 1.5% Due 8/15/2026 | 1,100,000.00 | 09/23/2021 0.91% | 1,131,023.44 1,131,023.44 | 91.26 4.12% | 1,003,835.80 6,232.34 | 0.67% (127,187.64) | Aaa / AA+ AAA | 3.62 3.44 |
| 91282CDK4 | US Treasury Note 1.25% Due 11/30/2026 | 1,400,000.00 | 12/22/2021 1.22% | 1,402,242.19 1,402,242.19 | 89.86 4.08% | 1,257,977.00 1,538.46 | 0.83% (144,265.19) | Aaa / AA+ AAA | 3.92 3.75 |
| 91282CEN7 | US Treasury Note 2.75% Due 4/30/2027 | 1,275,000.00 | 06/21/2022 3.40% | 1,238,144.53 1,238,144.53 | 94.91 4.04% | 1,210,054.05 6,005.18 | 0.81% (28,090.48) | Aaa / AA+ AAA | 4.33 4.01 |
| 91282CEW7 | US Treasury Note 3.25% Due 6/30/2027 | 445,000.00 | 08/30/2022 3.31% | 443,748.44 443,748.44 | 96.84 4.02% | 430,937.11 39.95 | 0.29% (12,811.33) | Aaa / AA+ AAA | 4.50 4.13 |
| 91282CFM8 | US Treasury Note 4.125% Due 9/30/2027 | 1,800,000.00 | 10/24/2022 4.35% | 1,782,351.56 1,782,351.56 | 100.54 4.00% | 1,809,633.60 18,970.47 | 1.21% 27,282.04 | Aaa / AA+ AAA | 4.75 4.23 |
| 91282CFU0 | US Treasury Note 4.125% Due 10/31/2027 | 2,000,000.00 | Various 3.95% | 2,015,937.50 2,015,937.50 | 100.53 4.00% | 2,010,624.00 14,129.83 | 1.34% (5,313.50) | Aaa / AA+ AAA | 4.84 4.32 |
| Total US Treasury | | 22,280,000.00 | 1.82% | 22,397,122.27 | 4.23% | 20,946,150.96 93,653.93 | 13.94% (1,450,971.31) | Aaa / AA+ AAA | 3.18 2.98 |
| TOTAL PORTFOLIO | | 158,677,648.30 | 1.87% | 153,831,061.68 | 2.90% | 150,364,753.36 583,505.99 | 100.00% (3,466,308.32) | Aa1 / AA AAA | 1.02 0.90 |
| TOTAL MARKET VALUE PLUS ACCRUED | | | | | | 150,948,259.35 | | | |



| Transaction Type | Settlement Date | CUSIP | Quantity | Security Description | Price | Acq/Disp Yield | Amount | Interest Pur/Sold | Total Amount | Gain/Loss |
|---------------------|-----------------|-----------|------------|--|--------|----------------|------------|-------------------|--------------|-----------|
| ACQUISITIONS | | | | | | | | | | |
| Purchase | 12/01/2022 | 023135CP9 | 445,000.00 | Amazon.com Inc Callable Note Cont 11/1/2027 4.55% Due 12/1/2027 | 99.942 | 4.56% | 444,741.90 | 0.00 | 444,741.90 | 0.00 |
| Purchase | 12/01/2022 | 94975H312 | 294,594.25 | Wells Fargo Advantage Treasury Plus MMF | 1.000 | 3.34% | 294,594.25 | 0.00 | 294,594.25 | 0.00 |
| Purchase | 12/02/2022 | 94975H312 | 624.84 | Wells Fargo Advantage Treasury Plus MMF | 1.000 | 3.34% | 624.84 | 0.00 | 624.84 | 0.00 |
| Purchase | 12/08/2022 | 94975H312 | 22,781.25 | Wells Fargo Advantage Treasury Plus MMF | 1.000 | 3.34% | 22,781.25 | 0.00 | 22,781.25 | 0.00 |
| Purchase | 12/13/2022 | 94975H312 | 1,687.50 | Wells Fargo Advantage Treasury Plus MMF | 1.000 | 3.34% | 1,687.50 | 0.00 | 1,687.50 | 0.00 |
| Purchase | 12/14/2022 | 94975H312 | 15,812.50 | Wells Fargo Advantage Treasury Plus MMF | 1.000 | 3.34% | 15,812.50 | 0.00 | 15,812.50 | 0.00 |
| Purchase | 12/15/2022 | 94975H312 | 4,024.04 | Wells Fargo Advantage Treasury Plus MMF | 1.000 | 3.34% | 4,024.04 | 0.00 | 4,024.04 | 0.00 |
| Purchase | 12/15/2022 | 94975H312 | 493.00 | Wells Fargo Advantage Treasury Plus MMF | 1.000 | 3.34% | 493.00 | 0.00 | 493.00 | 0.00 |
| Purchase | 12/15/2022 | 94975H312 | 112.67 | Wells Fargo Advantage Treasury Plus MMF | 1.000 | 3.34% | 112.67 | 0.00 | 112.67 | 0.00 |
| Purchase | 12/15/2022 | 94975H312 | 825.92 | Wells Fargo Advantage Treasury Plus MMF | 1.000 | 3.34% | 825.92 | 0.00 | 825.92 | 0.00 |
| Purchase | 12/15/2022 | 94975H312 | 2,692.04 | Wells Fargo Advantage Treasury Plus MMF | 1.000 | 3.34% | 2,692.04 | 0.00 | 2,692.04 | 0.00 |
| Purchase | 12/15/2022 | 94975H312 | 2,013.81 | Wells Fargo Advantage Treasury Plus MMF | 1.000 | 3.34% | 2,013.81 | 0.00 | 2,013.81 | 0.00 |
| Purchase | 12/15/2022 | 94975H312 | 101.67 | Wells Fargo Advantage Treasury Plus MMF | 1.000 | 3.34% | 101.67 | 0.00 | 101.67 | 0.00 |
| Purchase | 12/15/2022 | 94975H312 | 537.17 | Wells Fargo Advantage Treasury Plus MMF | 1.000 | 3.34% | 537.17 | 0.00 | 537.17 | 0.00 |
| Purchase | 12/15/2022 | 94975H312 | 1,567.88 | Wells Fargo Advantage Treasury Plus MMF | 1.000 | 3.34% | 1,567.88 | 0.00 | 1,567.88 | 0.00 |
| Purchase | 12/15/2022 | 94975H312 | 517.00 | Wells Fargo Advantage Treasury Plus MMF | 1.000 | 3.34% | 517.00 | 0.00 | 517.00 | 0.00 |

Transaction Ledger

As of December 31, 2022



| Transaction Type | Settlement Date | CUSIP | Quantity | Security Description | Price | Acq/Disp Yield | Amount | Interest Pur/Sold | Total Amount | Gain/Loss |
|---------------------|-----------------|-----------|-------------------|---|-------|----------------|-------------------|-------------------|-------------------|-------------|
| ACQUISITIONS | | | | | | | | | | |
| Purchase | 12/15/2022 | 94975H312 | 175.75 | Wells Fargo Advantage Treasury Plus MMF | 1.000 | 3.34% | 175.75 | 0.00 | 175.75 | 0.00 |
| Purchase | 12/15/2022 | 94975H312 | 89.42 | Wells Fargo Advantage Treasury Plus MMF | 1.000 | 3.34% | 89.42 | 0.00 | 89.42 | 0.00 |
| Purchase | 12/15/2022 | 94975H312 | 525.38 | Wells Fargo Advantage Treasury Plus MMF | 1.000 | 3.34% | 525.38 | 0.00 | 525.38 | 0.00 |
| Purchase | 12/15/2022 | 94975H312 | 5,378.58 | Wells Fargo Advantage Treasury Plus MMF | 1.000 | 3.34% | 5,378.58 | 0.00 | 5,378.58 | 0.00 |
| Purchase | 12/15/2022 | 94975H312 | 12,975.76 | Wells Fargo Advantage Treasury Plus MMF | 1.000 | 3.34% | 12,975.76 | 0.00 | 12,975.76 | 0.00 |
| Purchase | 12/15/2022 | 94975H312 | 28,826.14 | Wells Fargo Advantage Treasury Plus MMF | 1.000 | 3.34% | 28,826.14 | 0.00 | 28,826.14 | 0.00 |
| Purchase | 12/17/2022 | 94975H312 | 2,662.50 | Wells Fargo Advantage Treasury Plus MMF | 1.000 | 3.34% | 2,662.50 | 0.00 | 2,662.50 | 0.00 |
| Purchase | 12/18/2022 | 94975H312 | 3,740.63 | Wells Fargo Advantage Treasury Plus MMF | 1.000 | 3.34% | 3,740.63 | 0.00 | 3,740.63 | 0.00 |
| Purchase | 12/19/2022 | 94975H312 | 26,125.00 | Wells Fargo Advantage Treasury Plus MMF | 1.000 | 3.34% | 26,125.00 | 0.00 | 26,125.00 | 0.00 |
| Purchase | 12/21/2022 | 94975H312 | 150.33 | Wells Fargo Advantage Treasury Plus MMF | 1.000 | 3.34% | 150.33 | 0.00 | 150.33 | 0.00 |
| Purchase | 12/21/2022 | 94975H312 | 8,274.57 | Wells Fargo Advantage Treasury Plus MMF | 1.000 | 3.34% | 8,274.57 | 0.00 | 8,274.57 | 0.00 |
| Purchase | 12/27/2022 | 94975H312 | 183.33 | Wells Fargo Advantage Treasury Plus MMF | 1.000 | 3.34% | 183.33 | 0.00 | 183.33 | 0.00 |
| Purchase | 12/27/2022 | 94975H312 | 575.13 | Wells Fargo Advantage Treasury Plus MMF | 1.000 | 3.34% | 575.13 | 0.00 | 575.13 | 0.00 |
| Purchase | 12/27/2022 | 94975H312 | 4,875.25 | Wells Fargo Advantage Treasury Plus MMF | 1.000 | 3.34% | 4,875.25 | 0.00 | 4,875.25 | 0.00 |
| Purchase | 12/31/2022 | 94975H312 | 11,590.63 | Wells Fargo Advantage Treasury Plus MMF | 1.000 | 3.83% | 11,590.63 | 0.00 | 11,590.63 | 0.00 |
| Subtotal | | | 899,533.94 | | | | 899,275.84 | 0.00 | 899,275.84 | 0.00 |



| Transaction Type | Settlement Date | CUSIP | Quantity | Security Description | Price | Acq/Disp Yield | Amount | Interest Pur/Sold | Total Amount | Gain/Loss |
|---------------------------|-----------------|------------|----------------------|---|-------|----------------|----------------------|-------------------|----------------------|-------------|
| ACQUISITIONS | | | | | | | | | | |
| Security Contribution | 12/31/2022 | 90COCM\$00 | 76,581.82 | Summary of Cash Held in Trust *See Details (Attached) | 1.000 | | 76,581.82 | 0.00 | 76,581.82 | 0.00 |
| Security Contribution | 12/31/2022 | 90JPMC\$02 | 4,830,962.09 | JP Morgan Chase Checking Account | 1.000 | | 4,830,962.09 | 0.00 | 4,830,962.09 | 0.00 |
| Security Contribution | 12/31/2022 | 90LAIF\$00 | 7,400,000.00 | Local Agency Investment Fund State Pool | 1.000 | | 7,400,000.00 | 0.00 | 7,400,000.00 | 0.00 |
| Subtotal | | | 12,307,543.91 | | | | 12,307,543.91 | 0.00 | 12,307,543.91 | 0.00 |
| Short Sale | 12/01/2022 | 94975H312 | -444,741.90 | Wells Fargo Advantage Treasury Plus MMF | 1.000 | | -444,741.90 | 0.00 | -444,741.90 | 0.00 |
| Subtotal | | | -444,741.90 | | | | -444,741.90 | 0.00 | -444,741.90 | 0.00 |
| TOTAL ACQUISITIONS | | | 12,762,335.95 | | | | 12,762,077.85 | 0.00 | 12,762,077.85 | 0.00 |

| | | | | | | | | | | |
|---------------------|------------|-----------|--------------------|--|---------|-------|--------------------|--------------|--------------------|------------------|
| DISPOSITIONS | | | | | | | | | | |
| Closing Purchase | 12/01/2022 | 94975H312 | -444,741.90 | Wells Fargo Advantage Treasury Plus MMF | 1.000 | | -444,741.90 | 0.00 | -444,741.90 | 0.00 |
| Subtotal | | | -444,741.90 | | | | -444,741.90 | 0.00 | -444,741.90 | 0.00 |
| Sale | 12/01/2022 | 3137EAER6 | 300,000.00 | FHLMC Note 0.375% Due 5/5/2023 | 98.171 | 4.74% | 294,513.00 | 81.25 | 294,594.25 | -6,048.00 |
| Sale | 12/01/2022 | 94975H312 | 444,741.90 | Wells Fargo Advantage Treasury Plus MMF | 1.000 | 3.34% | 444,741.90 | 0.00 | 444,741.90 | 0.00 |
| Subtotal | | | 744,741.90 | | | | 739,254.90 | 81.25 | 739,336.15 | -6,048.00 |
| Paydown | 12/15/2022 | 02582JIT8 | 0.00 | American Express Credit Trust 2022-2 A 3.39% Due 5/17/2027 | 100.000 | | 0.00 | 1,567.88 | 1,567.88 | 0.00 |
| Paydown | 12/15/2022 | 43815BAC4 | 0.00 | Honda Auto Receivables Trust 2022-1 A3 1.88% Due 5/15/2026 | 100.000 | | 0.00 | 517.00 | 517.00 | 0.00 |
| Paydown | 12/15/2022 | 44934KAC8 | 0.00 | Hyundai Auto Receivables Trust 2021-B A3 0.38% Due 1/15/2026 | 100.000 | | 0.00 | 175.75 | 175.75 | 0.00 |



| Transaction Type | Settlement Date | CUSIP | Quantity | Security Description | Price | Acq/Disp Yield | Amount | Interest Pur/Sold | Total Amount | Gain/Loss |
|---------------------|-----------------|-----------|-----------|---|---------|----------------|-----------|-------------------|--------------|-----------|
| DISPOSITIONS | | | | | | | | | | |
| Paydown | 12/15/2022 | 44935FAD6 | 0.00 | Hyundai Auto Receivables Trust 2021-C A3 0.74% Due 5/15/2026 | 100.000 | | 0.00 | 89.42 | 89.42 | 0.00 |
| Paydown | 12/15/2022 | 477870AC3 | 524.41 | John Deere Owner Trust 2019-B A3 2.21% Due 12/15/2023 | 100.000 | | 524.41 | 0.97 | 525.38 | 0.11 |
| Paydown | 12/15/2022 | 47787JAC2 | 0.00 | John Deere Owner Trust 2022-A A3 2.32% Due 9/16/2026 | 100.000 | | 0.00 | 493.00 | 493.00 | 0.00 |
| Paydown | 12/15/2022 | 47787NAC3 | 5,352.10 | John Deere Owner Trust 2020-B A3 0.51% Due 11/15/2024 | 100.000 | | 5,352.10 | 26.48 | 5,378.58 | 0.82 |
| Paydown | 12/15/2022 | 47788UAC6 | 12,914.32 | John Deere Owner Trust 2021-A A3 0.36% Due 9/15/2025 | 100.000 | | 12,914.32 | 61.44 | 12,975.76 | 2.48 |
| Paydown | 12/15/2022 | 47789QAC4 | 0.00 | John Deere Owner Trust 2021-B A3 0.52% Due 3/16/2026 | 100.000 | | 0.00 | 112.67 | 112.67 | 0.00 |
| Paydown | 12/15/2022 | 47800AAC4 | 0.00 | John Deere Owner Trust 2022-B A3 3.74% Due 2/16/2027 | 100.000 | | 0.00 | 825.92 | 825.92 | 0.00 |
| Paydown | 12/15/2022 | 47800BAC2 | 0.00 | John Deere Owner Trust 2022-C A3 5.09% Due 6/15/2027 | 100.000 | | 0.00 | 2,692.04 | 2,692.04 | 0.00 |
| Paydown | 12/15/2022 | 58768PAC8 | 0.00 | Mercedes-Benz Auto Receivables 2022-1 A3 5.21% Due 8/16/2027 | 100.000 | | 0.00 | 2,013.81 | 2,013.81 | 0.00 |
| Paydown | 12/15/2022 | 58769KAD6 | 0.00 | Mercedes-Benz Auto Lease Trust 2021-B A3 0.4% Due 11/15/2024 | 100.000 | | 0.00 | 101.67 | 101.67 | 0.00 |
| Paydown | 12/15/2022 | 89238FAD5 | 0.00 | Toyota Auto Receivables OT 2022-B A3 2.93% Due 9/15/2026 | 100.000 | | 0.00 | 537.17 | 537.17 | 0.00 |
| Paydown | 12/15/2022 | 89240BAC2 | 28,735.82 | Toyota Auto Receivables Owners 2021-A A3 0.26% Due 5/15/2025 | 100.000 | | 28,735.82 | 90.32 | 28,826.14 | 5.33 |
| Paydown | 12/21/2022 | 43813GAC5 | 8,248.26 | Honda Auto Receivables Trust 2021-1 A3 0.27% Due 4/21/2025 | 100.000 | | 8,248.26 | 26.31 | 8,274.57 | 0.15 |



| Transaction Type | Settlement Date | CUSIP | Quantity | Security Description | Price | Acq/Disp Yield | Amount | Interest Pur/Sold | Total Amount | Gain/Loss |
|---------------------------|-----------------|-----------|-------------------|---|---------|----------------|-------------------|-------------------|-------------------|------------------|
| DISPOSITIONS | | | | | | | | | | |
| Paydown | 12/21/2022 | 43815GAC3 | 0.00 | Honda Auto Receivables Trust 2021-4 A3 0.88% Due 1/21/2026 | 100.000 | | 0.00 | 150.33 | 150.33 | 0.00 |
| Paydown | 12/27/2022 | 05601XAC3 | 0.00 | BMW Vehicle Lease Trust 2022-1 A3 1.1% Due 3/25/2025 | 100.000 | | 0.00 | 183.33 | 183.33 | 0.00 |
| Paydown | 12/27/2022 | 05602RAD3 | 0.00 | BMW Vehicle Owner Trust 2022-A A3 3.21% Due 8/25/2026 | 100.000 | | 0.00 | 575.13 | 575.13 | 0.00 |
| Paydown | 12/27/2022 | 09690AAC7 | 4,823.00 | BMW Vehicle Lease Trust 2021-2 A3 0.33% Due 12/26/2024 | 100.000 | | 4,823.00 | 52.25 | 4,875.25 | 0.50 |
| Subtotal | | | 60,597.91 | | | | 60,597.91 | 10,292.89 | 70,890.80 | 9.39 |
| TOTAL DISPOSITIONS | | | 360,597.91 | | | | 355,110.91 | 10,374.14 | 365,485.05 | -6,038.61 |

| | | | | | | | | | | |
|---------------------------|------------|-----------|--------------|---|-------|--|-----------|------|-----------|------|
| OTHER TRANSACTIONS | | | | | | | | | | |
| Interest | 12/08/2022 | 3130A0F70 | 1,350,000.00 | FHLB Note 3.375% Due 12/8/2023 | 0.000 | | 22,781.25 | 0.00 | 22,781.25 | 0.00 |
| Interest | 12/13/2022 | 3130AJKW8 | 675,000.00 | FHLB Note 0.5% Due 6/13/2025 | 0.000 | | 1,687.50 | 0.00 | 1,687.50 | 0.00 |
| Interest | 12/14/2022 | 3130A1XJ2 | 1,100,000.00 | FHLB Note 2.875% Due 6/14/2024 | 0.000 | | 15,812.50 | 0.00 | 15,812.50 | 0.00 |
| Interest | 12/15/2022 | 63743HFE7 | 190,000.00 | National Rural Utilities Note 3.45% Due 6/15/2025 | 0.000 | | 4,024.04 | 0.00 | 4,024.04 | 0.00 |
| Interest | 12/17/2022 | 3135G04Z3 | 1,065,000.00 | FNMA Note 0.5% Due 6/17/2025 | 0.000 | | 2,662.50 | 0.00 | 2,662.50 | 0.00 |
| Interest | 12/18/2022 | 89236TJK2 | 665,000.00 | Toyota Motor Credit Corp Note 1.125% Due 6/18/2026 | 0.000 | | 3,740.63 | 0.00 | 3,740.63 | 0.00 |
| Interest | 12/19/2022 | 3137EAEN5 | 1,900,000.00 | FHLMC Note 2.75% Due 6/19/2023 | 0.000 | | 26,125.00 | 0.00 | 26,125.00 | 0.00 |
| Interest | 12/31/2022 | 91282CBC4 | 2,325,000.00 | US Treasury Note 0.375% Due 12/31/2025 | 0.000 | | 4,359.38 | 0.00 | 4,359.38 | 0.00 |



| Transaction Type | Settlement Date | CUSIP | Quantity | Security Description | Price | Acq/Disp Yield | Amount | Interest Pur/Sold | Total Amount | Gain/Loss |
|---------------------------------|-----------------|-----------|---------------------|--|-------|----------------|------------------|-------------------|------------------|-------------|
| OTHER TRANSACTIONS | | | | | | | | | | |
| Interest | 12/31/2022 | 91282CEW7 | 445,000.00 | US Treasury Note 3.25% Due 6/30/2027 | 0.000 | | 7,231.25 | 0.00 | 7,231.25 | 0.00 |
| Subtotal | | | 9,715,000.00 | | | | 88,424.05 | 0.00 | 88,424.05 | 0.00 |
| Dividend | 12/02/2022 | 94975H312 | 27,442.71 | Wells Fargo Advantage Treasury Plus MMF | 0.000 | | 624.84 | 0.00 | 624.84 | 0.00 |
| Subtotal | | | 27,442.71 | | | | 624.84 | 0.00 | 624.84 | 0.00 |
| TOTAL OTHER TRANSACTIONS | | | 9,742,442.71 | | | | 89,048.89 | 0.00 | 89,048.89 | 0.00 |

Income Earned

As of December 31, 2022



| CUSIP | Security Description | Trade Date Settle Date Units | Book Value: Begin Book Value: Acq Book Value: Disp Book Value: End | Prior Accrued Inc. Received Ending Accrued Total Interest | Accr. Of Discount Amort. Of Premium Net Accret/Amort Income Earned | Total Income |
|---------------------|---|--|---|--|---|--------------|
| FIXED INCOME | | | | | | |
| 023135BW5 | Amazon.com Inc Note 0.45% Due 05/12/2024 | 05/10/2021 05/12/2021 500,000.00 | 499,270.00 0.00 0.00 499,270.00 | 118.75 0.00 306.25 187.50 | 0.00 0.00 0.00 187.50 | 187.50 |
| 023135CP9 | Amazon.com Inc Callable Note Cont 11/1/2027 4.55% Due 12/01/2027 | 11/29/2022 12/01/2022 445,000.00 | 0.00 444,741.90 0.00 444,741.90 | 0.00 0.00 1,687.29 1,687.29 | 0.00 0.00 0.00 1,687.29 | 1,687.29 |
| 02582JIT8 | American Express Credit Trust 2022-2 A 3.39% Due 05/17/2027 | 05/17/2022 05/24/2022 555,000.00 | 554,877.23 0.00 0.00 554,877.23 | 836.20 1,567.88 836.20 1,567.88 | 0.00 0.00 0.00 1,567.88 | 1,567.88 |
| 02665WCT6 | American Honda Finance Note 3.55% Due 01/12/2024 | 01/23/2019 01/25/2019 1,000,000.00 | 1,004,430.00 0.00 0.00 1,004,430.00 | 13,706.94 0.00 16,665.28 2,958.34 | 0.00 0.00 0.00 2,958.34 | 2,958.34 |
| 05601XAC3 | BMW Vehicle Lease Trust 2022-1 A3 1.1% Due 03/25/2025 | 01/11/2022 01/19/2022 200,000.00 | 199,970.10 0.00 0.00 199,970.10 | 36.67 183.33 36.67 183.33 | 0.00 0.00 0.00 183.33 | 183.33 |
| 05602RAD3 | BMW Vehicle Owner Trust 2022-A A3 3.21% Due 08/25/2026 | 05/10/2022 05/18/2022 215,000.00 | 214,988.82 0.00 0.00 214,988.82 | 115.03 575.13 115.03 575.13 | 0.00 0.00 0.00 575.13 | 575.13 |
| 06051GEU9 | Bank of America Corp Note 3.3% Due 01/11/2023 | 06/27/2018 06/29/2018 470,000.00 | 463,546.90 0.00 0.00 463,546.90 | 6,031.67 0.00 7,324.17 1,292.50 | 0.00 0.00 0.00 1,292.50 | 1,292.50 |
| 06368FAC3 | Bank of Montreal Note 1.25% Due 09/15/2026 | 10/14/2021 10/18/2021 1,000,000.00 | 988,680.00 0.00 0.00 988,680.00 | 2,638.89 0.00 3,680.56 1,041.67 | 0.00 0.00 0.00 1,041.67 | 1,041.67 |
| 084664CZ2 | Berkshire Hathaway Callable Note Cont 2/15/2027 2.3% Due 03/15/2027 | 03/07/2022 03/15/2022 725,000.00 | 724,862.25 0.00 0.00 724,862.25 | 3,520.28 0.00 4,909.86 1,389.58 | 0.00 0.00 0.00 1,389.58 | 1,389.58 |

Income Earned

As of December 31, 2022



| CUSIP | Security Description | Trade Date Settle Date Units | Book Value: Begin Book Value: Acq Book Value: Disp Book Value: End | Prior Accrued Inc. Received Ending Accrued Total Interest | Accr. Of Discount Amort. Of Premium Net Accret/Amort Income Earned | Total Income |
|-----------|--|--|---|--|---|--------------|
| 09247XAN1 | Blackrock Inc Note 3.2% Due 03/15/2027 | 04/25/2022 04/27/2022 900,000.00 | 891,738.00 0.00 0.00 891,738.00 | 6,080.00 0.00 8,480.00 2,400.00 | 0.00 0.00 0.00 2,400.00 | 2,400.00 |
| 09690AAC7 | BMW Vehicle Lease Trust 2021-2 A3 0.33% Due 12/26/2024 | 09/08/2021 09/15/2021 185,177.00 | 189,980.39 0.00 4,822.50 185,157.89 | 10.45 52.25 10.18 51.98 | 0.00 0.00 0.00 51.98 | 51.98 |
| 14913R2V8 | Caterpillar Financial Service Note 3.4% Due 05/13/2025 | 05/10/2022 05/13/2022 295,000.00 | 294,625.35 0.00 0.00 294,625.35 | 501.50 0.00 1,337.33 835.83 | 0.00 0.00 0.00 835.83 | 835.83 |
| 24422EWK1 | John Deere Capital Corp Note 4.15% Due 09/15/2027 | 10/05/2022 10/07/2022 875,000.00 | 852,241.25 0.00 0.00 852,241.25 | 8,372.05 0.00 11,398.09 3,026.04 | 0.00 0.00 0.00 3,026.04 | 3,026.04 |
| 30231GAR3 | Exxon Mobil Corp Callable Note Cont 1/1/2023 2.726% Due 03/01/2023 | 11/27/2018 11/29/2018 800,000.00 | 776,832.00 0.00 0.00 776,832.00 | 5,452.00 0.00 7,269.33 1,817.33 | 0.00 0.00 0.00 1,817.33 | 1,817.33 |
| 3130A0F70 | FHLB Note 3.375% Due 12/08/2023 | 01/16/2019 01/17/2019 1,350,000.00 | 1,389,406.50 0.00 0.00 1,389,406.50 | 21,895.31 22,781.25 2,910.94 3,796.88 | 0.00 0.00 0.00 3,796.88 | 3,796.88 |
| 3130A1XJ2 | FHLB Note 2.875% Due 06/14/2024 | 06/18/2019 06/20/2019 1,100,000.00 | 1,147,872.00 0.00 0.00 1,147,872.00 | 14,670.49 15,812.50 1,493.40 2,635.41 | 0.00 0.00 0.00 2,635.41 | 2,635.41 |
| 3130AJKW8 | FHLB Note 0.5% Due 06/13/2025 | 06/24/2020 06/25/2020 675,000.00 | 674,473.50 0.00 0.00 674,473.50 | 1,575.00 1,687.50 168.75 281.25 | 0.00 0.00 0.00 281.25 | 281.25 |
| 313383YJ4 | FHLB Note 3.375% Due 09/08/2023 | 11/08/2018 11/09/2018 1,000,000.00 | 1,006,640.00 0.00 0.00 1,006,640.00 | 7,781.25 0.00 10,593.75 2,812.50 | 0.00 0.00 0.00 2,812.50 | 2,812.50 |

Income Earned

As of December 31, 2022



| CUSIP | Security Description | Trade Date Settle Date Units | Book Value: Begin Book Value: Acq Book Value: Disp Book Value: End | Prior Accrued Inc. Received Ending Accrued Total Interest | Accr. Of Discount Amort. Of Premium Net Accret/Amort Income Earned | Total Income |
|-----------|--|--|---|--|---|--------------|
| 3135G03U5 | FNMA Note 0.625% Due 04/22/2025 | Various Various 1,760,000.00 | 1,759,458.70 0.00 0.00 1,759,458.70 | 1,191.67 0.00 2,108.33 916.66 | 0.00 0.00 0.00 916.66 | 916.66 |
| 3135G04Z3 | FNMA Note 0.5% Due 06/17/2025 | 06/17/2020 06/19/2020 1,065,000.00 | 1,062,795.45 0.00 0.00 1,062,795.45 | 2,425.83 2,662.50 207.08 443.75 | 0.00 0.00 0.00 443.75 | 443.75 |
| 3135G05X7 | FNMA Note 0.375% Due 08/25/2025 | 08/25/2020 08/27/2020 1,280,000.00 | 1,274,009.60 0.00 0.00 1,274,009.60 | 1,280.00 0.00 1,680.00 400.00 | 0.00 0.00 0.00 400.00 | 400.00 |
| 3135G06G3 | FNMA Note 0.5% Due 11/07/2025 | 11/09/2020 11/12/2020 1,385,000.00 | 1,380,041.70 0.00 0.00 1,380,041.70 | 461.67 0.00 1,038.75 577.08 | 0.00 0.00 0.00 577.08 | 577.08 |
| 3135G0U43 | FNMA Note 2.875% Due 09/12/2023 | 09/20/2018 09/21/2018 2,000,000.00 | 1,983,880.00 0.00 0.00 1,983,880.00 | 12,618.06 0.00 17,409.72 4,791.66 | 0.00 0.00 0.00 4,791.66 | 4,791.66 |
| 3135G0V75 | FNMA Note 1.75% Due 07/02/2024 | 07/11/2019 07/12/2019 1,000,000.00 | 992,260.00 0.00 0.00 992,260.00 | 7,243.06 0.00 8,701.39 1,458.33 | 0.00 0.00 0.00 1,458.33 | 1,458.33 |
| 3137EAEN5 | FHLMC Note 2.75% Due 06/19/2023 | Various Various 1,900,000.00 | 1,889,989.00 0.00 0.00 1,889,989.00 | 23,512.50 26,125.00 1,741.67 4,354.17 | 0.00 0.00 0.00 4,354.17 | 4,354.17 |
| 3137EAEP0 | FHLMC Note 1.5% Due 02/12/2025 | 02/13/2020 02/14/2020 1,345,000.00 | 1,343,964.35 0.00 0.00 1,343,964.35 | 6,108.54 0.00 7,789.79 1,681.25 | 0.00 0.00 0.00 1,681.25 | 1,681.25 |
| 3137EAER6 | FHLMC Note 0.375% Due 05/05/2023 | 06/23/2020 06/24/2020 1,300,000.00 | 1,602,992.00 0.00 300,561.00 1,302,431.00 | 433.33 81.25 758.33 406.25 | 0.00 0.00 0.00 406.25 | 406.25 |

Income Earned

As of December 31, 2022



| CUSIP | Security Description | Trade Date Settle Date Units | Book Value: Begin Book Value: Acq Book Value: Disp Book Value: End | Prior Accrued Inc. Received Ending Accrued Total Interest | Accr. Of Discount Amort. Of Premium Net Accret/Amort Income Earned | Total Income |
|-----------|--|--|---|--|---|--------------|
| 3137EAEU9 | FHLMC Note 0.375% Due 07/21/2025 | 07/21/2020 07/23/2020 810,000.00 | 805,966.20 0.00 0.00 805,966.20 | 1,096.88 0.00 1,350.00 253.12 | 0.00 0.00 0.00 253.12 | 253.12 |
| 3137EAEX3 | FHLMC Note 0.375% Due 09/23/2025 | Various Various 2,085,000.00 | 2,077,316.15 0.00 0.00 2,077,316.15 | 1,476.88 0.00 2,128.44 651.56 | 0.00 0.00 0.00 651.56 | 651.56 |
| 43813GAC5 | Honda Auto Receivables Trust 2021-1 A3 0.27% Due 04/21/2025 | 02/17/2021 02/24/2021 108,692.57 | 116,938.68 0.00 8,248.11 108,690.57 | 8.77 26.31 8.15 25.69 | 0.00 0.00 0.00 25.69 | 25.69 |
| 43815BAC4 | Honda Auto Receivables Trust 2022-1 A3 1.88% Due 05/15/2026 | 02/15/2022 02/23/2022 330,000.00 | 329,950.37 0.00 0.00 329,950.37 | 275.73 517.00 275.73 517.00 | 0.00 0.00 0.00 517.00 | 517.00 |
| 43815GAC3 | Honda Auto Receivables Trust 2021-4 A3 0.88% Due 01/21/2026 | 11/16/2021 11/24/2021 205,000.00 | 204,956.79 0.00 0.00 204,956.79 | 50.11 150.33 50.11 150.33 | 0.00 0.00 0.00 150.33 | 150.33 |
| 44934KAC8 | Hyundai Auto Receivables Trust 2021-B A3 0.38% Due 01/15/2026 | 07/20/2021 07/28/2021 555,000.00 | 554,877.51 0.00 0.00 554,877.51 | 93.73 175.75 93.73 175.75 | 0.00 0.00 0.00 175.75 | 175.75 |
| 44935FAD6 | Hyundai Auto Receivables Trust 2021-C A3 0.74% Due 05/15/2026 | 11/09/2021 11/17/2021 145,000.00 | 144,967.64 0.00 0.00 144,967.64 | 47.69 89.42 47.69 89.42 | 0.00 0.00 0.00 89.42 | 89.42 |
| 46647PBH8 | JP Morgan Chase & Co Callable Note Mthly 3/13/2025 2.005% Due 03/13/2026 | 03/16/2021 03/18/2021 500,000.00 | 514,575.00 0.00 0.00 514,575.00 | 2,172.08 0.00 3,007.50 835.42 | 0.00 0.00 0.00 835.42 | 835.42 |
| 477870AC3 | John Deere Owner Trust 2019-B A3 Due 12/15/2023 | 07/16/2019 07/24/2019 0.00 | 524.30 0.00 524.30 0.00 | 0.52 0.97 0.00 0.45 | 0.00 0.00 0.00 0.45 | 0.45 |

Income Earned

As of December 31, 2022



| CUSIP | Security Description | Trade Date Settle Date Units | Book Value: Begin Book Value: Acq Book Value: Disp Book Value: End | Prior Accrued Inc. Received Ending Accrued Total Interest | Accr. Of Discount Amort. Of Premium Net Accret/Amort Income Earned | Total Income |
|-----------|---|--|---|--|---|--------------|
| 47787JAC2 | John Deere Owner Trust 2022-A A3 2.32% Due 09/16/2026 | 03/10/2022 03/16/2022 255,000.00 | 254,943.59 0.00 0.00 254,943.59 | 262.93 493.00 262.93 493.00 | 0.00 0.00 0.00 493.00 | 493.00 |
| 47787NAC3 | John Deere Owner Trust 2020-B A3 0.51% Due 11/15/2024 | 07/14/2020 07/22/2020 56,946.82 | 62,289.42 0.00 5,351.28 56,938.14 | 14.12 26.48 12.91 25.27 | 0.00 0.00 0.00 25.27 | 25.27 |
| 47788UAC6 | John Deere Owner Trust 2021-A A3 0.36% Due 09/15/2025 | 03/02/2021 03/10/2021 191,884.49 | 204,759.45 0.00 12,911.84 191,847.61 | 32.77 61.44 30.70 59.37 | 0.00 0.00 0.00 59.37 | 59.37 |
| 47789QAC4 | John Deere Owner Trust 2021-B A3 0.52% Due 03/16/2026 | 07/13/2021 07/21/2021 260,000.00 | 259,976.81 0.00 0.00 259,976.81 | 60.09 112.67 60.09 112.67 | 0.00 0.00 0.00 112.67 | 112.67 |
| 47800AAC4 | John Deere Owner Trust 2022-B A3 3.74% Due 02/16/2027 | 07/12/2022 07/20/2022 265,000.00 | 264,974.69 0.00 0.00 264,974.69 | 440.49 825.92 440.49 825.92 | 0.00 0.00 0.00 825.92 | 825.92 |
| 47800BAC2 | John Deere Owner Trust 2022-C A3 5.09% Due 06/15/2027 | 10/12/2022 10/19/2022 340,000.00 | 339,973.62 0.00 0.00 339,973.62 | 2,019.03 2,692.04 769.16 1,442.17 | 0.00 0.00 0.00 1,442.17 | 1,442.17 |
| 525ESC2W8 | Lehman Brothers ESCROW CUSIP - Defaulted Due 02/06/2023 | 04/17/2012 04/18/2012 2,500,000.00 | 10,000.00 0.00 0.00 10,000.00 | 0.00 0.00 0.00 0.00 | 0.00 0.00 0.00 0.00 | 0.00 |
| 525ESCIB7 | Lehman Brothers Note-Defaulted Due 01/24/2023 | 04/17/2012 04/18/2012 2,500,000.00 | 10,000.00 0.00 0.00 10,000.00 | 0.00 0.00 0.00 0.00 | 0.00 0.00 0.00 0.00 | 0.00 |
| 58768PAC8 | Mercedes-Benz Auto Receivables 2022-1 A3 5.21% Due 08/16/2027 | 11/15/2022 11/22/2022 605,000.00 | 604,880.33 0.00 0.00 604,880.33 | 788.01 2,013.81 1,400.91 2,626.71 | 0.00 0.00 0.00 2,626.71 | 2,626.71 |

Income Earned

As of December 31, 2022



| CUSIP | Security Description | Trade Date Settle Date Units | Book Value: Begin Book Value: Acq Book Value: Disp Book Value: End | Prior Accrued Inc. Received Ending Accrued Total Interest | Accr. Of Discount Amort. Of Premium Net Accret/Amort Income Earned | Total Income |
|-----------|---|--|---|--|---|--------------|
| 58769KAD6 | Mercedes-Benz Auto Lease Trust 2021-B A3 0.4% Due 11/15/2024 | 06/22/2021 06/29/2021 305,000.00 | 304,976.97 0.00 0.00 304,976.97 | 54.22 101.67 54.22 101.67 | 0.00 0.00 0.00 101.67 | 101.67 |
| 63743HFE7 | National Rural Utilities Note 3.45% Due 06/15/2025 | 04/27/2022 05/04/2022 190,000.00 | 189,948.70 0.00 0.00 189,948.70 | 3,769.13 4,024.04 291.33 546.24 | 0.00 0.00 0.00 546.24 | 546.24 |
| 665859AW4 | Northern Trust Company Callable Note Cont 4/10/2027 4% Due 05/10/2027 | Various Various 800,000.00 | 799,000.80 0.00 0.00 799,000.80 | 1,866.67 0.00 4,533.33 2,666.66 | 0.00 0.00 0.00 2,666.66 | 2,666.66 |
| 78015K7C2 | Royal Bank of Canada Note 2.25% Due 11/01/2024 | 05/19/2020 05/21/2020 750,000.00 | 772,882.50 0.00 0.00 772,882.50 | 1,406.25 0.00 2,812.50 1,406.25 | 0.00 0.00 0.00 1,406.25 | 1,406.25 |
| 79466LAG9 | Salesforce.com Inc Callable Note Cont 7/15/2022 0.625% Due 07/15/2024 | 06/29/2021 07/12/2021 125,000.00 | 124,936.25 0.00 0.00 124,936.25 | 295.14 0.00 360.24 65.10 | 0.00 0.00 0.00 65.10 | 65.10 |
| 808513BN4 | Charles Schwab Corp Callable Note Cont 2/18/2024 0.75% Due 03/18/2024 | 03/17/2021 03/19/2021 1,000,000.00 | 1,000,810.00 0.00 0.00 1,000,810.00 | 1,520.83 0.00 2,145.83 625.00 | 0.00 0.00 0.00 625.00 | 625.00 |
| 808513BY0 | Charles Schwab Corp Callable Note Cont 2/3/2027 2.45% Due 03/03/2027 | 03/01/2022 03/03/2022 195,000.00 | 194,789.40 0.00 0.00 194,789.40 | 1,167.83 0.00 1,565.96 398.13 | 0.00 0.00 0.00 398.13 | 398.13 |
| 857477BR3 | State Street Bank Callable Note Cont 2/6/2025 1.746% Due 02/06/2026 | 02/02/2022 02/07/2022 205,000.00 | 205,000.00 0.00 0.00 205,000.00 | 1,143.39 0.00 1,441.66 298.27 | 0.00 0.00 0.00 298.27 | 298.27 |
| 87612EBM7 | Target Corp Callable Note Cont 12/15/2026 1.95% Due 01/15/2027 | 01/19/2022 01/24/2022 360,000.00 | 359,388.00 0.00 0.00 359,388.00 | 2,652.00 0.00 3,237.00 585.00 | 0.00 0.00 0.00 585.00 | 585.00 |

Income Earned

As of December 31, 2022



| CUSIP | Security Description | Trade Date Settle Date Units | Book Value: Begin Book Value: Acq Book Value: Disp Book Value: End | Prior Accrued Inc. Received Ending Accrued Total Interest | Accr. Of Discount Amort. Of Premium Net Accret/Amort Income Earned | Total Income |
|-----------|---|--|---|--|---|--------------|
| 89114QCB2 | Toronto Dominion Bank Note 3.25% Due 03/11/2024 | 03/26/2019 03/28/2019 1,000,000.00 | 1,013,580.00 0.00 0.00 1,013,580.00 | 7,222.22 0.00 9,930.56 2,708.34 | 0.00 0.00 0.00 2,708.34 | 2,708.34 |
| 89236TJK2 | Toyota Motor Credit Corp Note 1.125% Due 06/18/2026 | 06/15/2021 06/18/2021 665,000.00 | 664,707.40 0.00 0.00 664,707.40 | 3,387.34 3,740.63 270.16 623.45 | 0.00 0.00 0.00 623.45 | 623.45 |
| 89238FAD5 | Toyota Auto Receivables OT 2022-B A3 2.93% Due 09/15/2026 | 04/07/2022 04/13/2022 220,000.00 | 219,994.85 0.00 0.00 219,994.85 | 286.49 537.17 286.49 537.17 | 0.00 0.00 0.00 537.17 | 537.17 |
| 89240BAC2 | Toyota Auto Receivables Owners 2021-A A3 0.26% Due 05/15/2025 | 02/02/2021 02/08/2021 388,103.13 | 416,761.58 0.00 28,730.49 388,031.09 | 48.17 90.32 44.85 87.00 | 0.00 0.00 0.00 87.00 | 87.00 |
| 90331HPL1 | US Bank NA Callable Note Cont 12/21/2024 2.05% Due 01/21/2025 | 01/16/2020 01/21/2020 1,000,000.00 | 997,870.00 0.00 0.00 997,870.00 | 7,402.78 0.00 9,111.11 1,708.33 | 0.00 0.00 0.00 1,708.33 | 1,708.33 |
| 9128282A7 | US Treasury Note 1.5% Due 08/15/2026 | 09/23/2021 09/24/2021 1,100,000.00 | 1,131,023.44 0.00 0.00 1,131,023.44 | 4,842.39 0.00 6,232.34 1,389.95 | 0.00 0.00 0.00 1,389.95 | 1,389.95 |
| 9128282N9 | US Treasury Note 2.125% Due 07/31/2024 | 08/28/2019 08/29/2019 1,000,000.00 | 1,034,648.44 0.00 0.00 1,034,648.44 | 7,102.58 0.00 8,892.66 1,790.08 | 0.00 0.00 0.00 1,790.08 | 1,790.08 |
| 9128282Y5 | US Treasury Note 2.125% Due 09/30/2024 | 11/12/2019 11/13/2019 1,525,000.00 | 1,550,496.09 0.00 0.00 1,550,496.09 | 5,519.75 0.00 8,279.62 2,759.87 | 0.00 0.00 0.00 2,759.87 | 2,759.87 |
| 9128284Z0 | US Treasury Note 2.75% Due 08/31/2025 | 05/27/2021 05/28/2021 1,000,000.00 | 1,088,789.06 0.00 0.00 1,088,789.06 | 6,988.95 0.00 9,343.92 2,354.97 | 0.00 0.00 0.00 2,354.97 | 2,354.97 |

Income Earned

As of December 31, 2022



| CUSIP | Security Description | Trade Date Settle Date Units | Book Value: Begin Book Value: Acq Book Value: Disp Book Value: End | Prior Accrued Inc. Received Ending Accrued Total Interest | Accr. Of Discount Amort. Of Premium Net Accret/Amort Income Earned | Total Income |
|-----------|--|--|---|--|---|--------------|
| 912828WJ5 | US Treasury Note 2.5% Due 05/15/2024 | 06/10/2019 06/11/2019 1,125,000.00 | 1,156,376.95 0.00 0.00 1,156,376.95 | 1,243.09 0.00 3,651.59 2,408.50 | 0.00 0.00 0.00 2,408.50 | 2,408.50 |
| 912828YV6 | US Treasury Note 1.5% Due 11/30/2024 | 12/12/2019 12/13/2019 1,300,000.00 | 1,286,136.72 0.00 0.00 1,286,136.72 | 53.57 0.00 1,714.29 1,660.72 | 0.00 0.00 0.00 1,660.72 | 1,660.72 |
| 912828ZC7 | US Treasury Note 1.125% Due 02/28/2025 | 03/24/2020 03/25/2020 825,000.00 | 849,846.68 0.00 0.00 849,846.68 | 2,358.77 0.00 3,153.57 794.80 | 0.00 0.00 0.00 794.80 | 794.80 |
| 91282CBC4 | US Treasury Note 0.375% Due 12/31/2025 | Various Various 2,325,000.00 | 2,323,008.79 0.00 0.00 2,323,008.79 | 3,648.60 4,359.38 24.09 734.87 | 0.00 0.00 0.00 734.87 | 734.87 |
| 91282CBH3 | US Treasury Note 0.375% Due 01/31/2026 | 02/16/2021 02/18/2021 1,300,000.00 | 1,288,574.22 0.00 0.00 1,288,574.22 | 1,629.42 0.00 2,040.08 410.66 | 0.00 0.00 0.00 410.66 | 410.66 |
| 91282CBT7 | US Treasury Note 0.75% Due 03/31/2026 | 04/28/2021 04/29/2021 1,660,000.00 | 1,651,375.78 0.00 0.00 1,651,375.78 | 2,120.60 0.00 3,180.91 1,060.31 | 0.00 0.00 0.00 1,060.31 | 1,060.31 |
| 91282CCF6 | US Treasury Note 0.75% Due 05/31/2026 | 06/17/2021 06/18/2021 1,200,000.00 | 1,191,843.75 0.00 0.00 1,191,843.75 | 24.73 0.00 791.21 766.48 | 0.00 0.00 0.00 766.48 | 766.48 |
| 91282CDK4 | US Treasury Note 1.25% Due 11/30/2026 | 12/22/2021 12/23/2021 1,400,000.00 | 1,402,242.19 0.00 0.00 1,402,242.19 | 48.08 0.00 1,538.46 1,490.38 | 0.00 0.00 0.00 1,490.38 | 1,490.38 |
| 91282CDZ1 | US Treasury Note 1.5% Due 02/15/2025 | 05/06/2022 05/09/2022 1,000,000.00 | 962,578.13 0.00 0.00 962,578.13 | 4,402.17 0.00 5,665.76 1,263.59 | 0.00 0.00 0.00 1,263.59 | 1,263.59 |

Income Earned

As of December 31, 2022



| CUSIP | Security Description | Trade Date Settle Date Units | Book Value: Begin Book Value: Acq Book Value: Disp Book Value: End | Prior Accrued Inc. Received Ending Accrued Total Interest | Accr. Of Discount Amort. Of Premium Net Accret/Amort Income Earned | Total Income |
|---------------------------|---|--|--|---|---|-------------------|
| 91282CEN7 | US Treasury Note 2.75% Due 04/30/2027 | 06/21/2022 06/22/2022 1,275,000.00 | 1,238,144.53 0.00 0.00 1,238,144.53 | 3,002.59 0.00 6,005.18 3,002.59 | 0.00 0.00 0.00 3,002.59 | 3,002.59 |
| 91282CEW7 | US Treasury Note 3.25% Due 06/30/2027 | 08/30/2022 08/31/2022 445,000.00 | 443,748.44 0.00 0.00 443,748.44 | 6,052.24 7,231.25 39.95 1,218.96 | 0.00 0.00 0.00 1,218.96 | 1,218.96 |
| 91282CFM8 | US Treasury Note 4.125% Due 09/30/2027 | 10/24/2022 10/25/2022 1,800,000.00 | 1,782,351.56 0.00 0.00 1,782,351.56 | 12,646.98 0.00 18,970.47 6,323.49 | 0.00 0.00 0.00 6,323.49 | 6,323.49 |
| 91282CFU0 | US Treasury Note 4.125% Due 10/31/2027 | Various Various 2,000,000.00 | 2,015,937.50 0.00 0.00 2,015,937.50 | 7,064.92 0.00 14,129.83 7,064.91 | 0.00 0.00 0.00 7,064.91 | 7,064.91 |
| 91324PEC2 | United Health Group Inc Callable Note Cont 4/15/2026 1.15% Due 05/15/2026 | Various Various 785,000.00 | 788,842.40 0.00 0.00 788,842.40 | 401.22 0.00 1,153.51 752.29 | 0.00 0.00 0.00 752.29 | 752.29 |
| 931142ER0 | Wal-Mart Stores Callable Note Cont 08/17/2026 1.05% Due 09/17/2026 | 09/08/2021 09/17/2021 155,000.00 | 154,707.05 0.00 0.00 154,707.05 | 334.54 0.00 470.17 135.63 | 0.00 0.00 0.00 135.63 | 135.63 |
| 931142EX7 | Wal-Mart Stores Callable Note Cont 09/09/2027 3.95% Due 09/09/2027 | 09/06/2022 09/09/2022 180,000.00 | 179,611.20 0.00 0.00 179,611.20 | 1,619.50 0.00 2,212.00 592.50 | 0.00 0.00 0.00 592.50 | 592.50 |
| Total Fixed Income | | | 62,710,625.01 444,741.90 361,149.52 62,794,217.39 | 260,784.12 98,798.19 264,171.53 102,185.60 | 0.00 0.00 0.00 102,185.60 | 102,185.60 |

Income Earned

As of December 31, 2022



| CUSIP | Security Description | Trade Date Settle Date Units | Book Value: Begin Book Value: Acq Book Value: Disp Book Value: End | Prior Accrued Inc. Received Ending Accrued Total Interest | Accr. Of Discount Amort. Of Premium Net Accret/Amort Income Earned | Total Income |
|---|--|-------------------------------------|---|--|---|-------------------|
| CASH & EQUIVALENT | | | | | | |
| 90COCM\$00 | Summary of Cash Held in Trust *See Details (Attached) | Various Various 2,570,722.51 | 2,494,140.69 76,581.82 0.00 2,570,722.51 | 0.00 0.00 0.00 0.00 | 0.00 0.00 0.00 0.00 | 0.00 |
| 90JPMC\$02 | JP Morgan Chase Checking Account | Various Various 13,554,363.15 | 8,723,401.06 4,830,962.09 0.00 13,554,363.15 | 0.00 0.00 0.00 0.00 | 0.00 0.00 0.00 0.00 | 0.00 |
| 94975H312 | Wells Fargo Advantage Treasury Plus MMF | Various Various 187,382.40 | 177,590.36 9,792.04 0.00 187,382.40 | 0.00 624.84 0.00 624.84 | 0.00 0.00 0.00 624.84 | 624.84 |
| | | | 11,395,132.11 | 0.00 | 0.00 | |
| | | | 4,917,335.95 | 624.84 | 0.00 | |
| | | | 0.00 | 0.00 | 0.00 | |
| Total Cash & Equivalent | | 16,312,468.06 | 16,312,468.06 | 624.84 | 624.84 | 624.84 |
| LOCAL AGENCY INVESTMENT FUND | | | | | | |
| 90LAIF\$00 | Local Agency Investment Fund State Pool | Various Various 74,724,376.23 | 67,324,376.23 7,400,000.00 0.00 74,724,376.23 | 196,038.40 0.00 319,334.46 123,296.06 | 0.00 0.00 0.00 123,296.06 | 123,296.06 |
| | | | 67,324,376.23 | 196,038.40 | 0.00 | |
| | | | 7,400,000.00 | 0.00 | 0.00 | |
| | | | 0.00 | 319,334.46 | 0.00 | |
| Total Local Agency Investment Fund | | 74,724,376.23 | 74,724,376.23 | 123,296.06 | 123,296.06 | 123,296.06 |
| | | | 141,430,133.35 | 456,822.52 | 0.00 | |
| | | | 12,762,077.85 | 99,423.03 | 0.00 | |
| | | | 361,149.52 | 583,505.99 | 0.00 | |
| TOTAL PORTFOLIO | | 158,677,648.30 | 153,831,061.68 | 226,106.50 | 226,106.50 | 226,106.50 |

Cash Flow Report

As of December 31, 2022



| Payment Date | Transaction Type | CUSIP | Quantity | Security Description | Principal Amount | Income | Total Amount |
|--------------|------------------|-----------|--------------|---|------------------|-----------|--------------|
| 01/02/2023 | Interest | 3135G0V75 | 1,000,000.00 | FNMA Note 1.75% Due 7/2/2024 | 0.00 | 8,750.00 | 8,750.00 |
| 01/11/2023 | Maturity | 06051GEU9 | 470,000.00 | Bank of America Corp Note | 470,000.00 | 7,755.00 | 477,755.00 |
| 01/12/2023 | Interest | 02665WCT6 | 1,000,000.00 | American Honda Finance Note 3.55% Due 1/12/2024 | 0.00 | 17,750.00 | 17,750.00 |
| 01/15/2023 | Interest | 87612EBM7 | 360,000.00 | Target Corp Callable Note Cont 12/15/2026 1.95% Due 1/15/2027 | 0.00 | 3,510.00 | 3,510.00 |
| 01/15/2023 | Interest | 79466LAG9 | 125,000.00 | Salesforce.com Inc Callable Note Cont 7/15/2022 0.625% Due 7/15/2024 | 0.00 | 390.63 | 390.63 |
| 01/15/2023 | Paydown | 58769KAD6 | 305,000.00 | Mercedes-Benz Auto Lease Trust 2021-B A3 0.4% Due 11/15/2024 | 0.00 | 101.67 | 101.67 |
| 01/15/2023 | Paydown | 02582JIT8 | 555,000.00 | American Express Credit Trust 2022-2 A 3.39% Due 5/17/2027 | 0.00 | 1,567.88 | 1,567.88 |
| 01/15/2023 | Paydown | 44934KAC8 | 555,000.00 | Hyundai Auto Receivables Trust 2021-B A3 0.38% Due 1/15/2026 | 0.00 | 175.75 | 175.75 |
| 01/15/2023 | Paydown | 47788UAC6 | 191,884.49 | John Deere Owner Trust 2021-A A3 0.36% Due 9/15/2025 | 13,390.67 | 57.57 | 13,448.24 |
| 01/15/2023 | Paydown | 43815BAC4 | 330,000.00 | Honda Auto Receivables Trust 2022-1 A3 1.88% Due 5/15/2026 | 0.00 | 517.00 | 517.00 |
| 01/15/2023 | Paydown | 47787NAC3 | 56,946.82 | John Deere Owner Trust 2020-B A3 0.51% Due 11/15/2024 | 6,510.70 | 24.20 | 6,534.90 |
| 01/15/2023 | Paydown | 47789QAC4 | 260,000.00 | John Deere Owner Trust 2021-B A3 0.52% Due 3/16/2026 | 0.00 | 112.67 | 112.67 |
| 01/15/2023 | Paydown | 58768PAC8 | 605,000.00 | Mercedes-Benz Auto Receivables 2022-1 A3 5.21% Due 8/16/2027 | 0.00 | 2,626.71 | 2,626.71 |
| 01/15/2023 | Paydown | 89238FAD5 | 220,000.00 | Toyota Auto Receivables OT 2022-B A3 2.93% Due 9/15/2026 | 0.00 | 537.17 | 537.17 |
| 01/15/2023 | Paydown | 89240BAC2 | 388,103.13 | Toyota Auto Receivables Owners 2021-A A3 0.26% Due 5/15/2025 | 27,375.72 | 84.09 | 27,459.81 |
| 01/15/2023 | Paydown | 44935FAD6 | 145,000.00 | Hyundai Auto Receivables Trust 2021-C A3 0.74% Due 5/15/2026 | 0.00 | 89.42 | 89.42 |
| 01/15/2023 | Paydown | 47787JAC2 | 255,000.00 | John Deere Owner Trust 2022-A A3 2.32% Due 9/16/2026 | 0.00 | 493.00 | 493.00 |

Cash Flow Report

As of December 31, 2022



| Payment Date | Transaction Type | CUSIP | Quantity | Security Description | Principal Amount | Income | Total Amount |
|-----------------|------------------|------------|------------------|--|-------------------|-------------------|-------------------|
| 01/15/2023 | Paydown | 47800AAC4 | 265,000.00 | John Deere Owner Trust 2022-B A3 3.74% Due 2/16/2027 | 0.00 | 825.92 | 825.92 |
| 01/15/2023 | Paydown | 47800BAC2 | 340,000.00 | John Deere Owner Trust 2022-C A3 5.09% Due 6/15/2027 | 0.00 | 1,442.17 | 1,442.17 |
| 01/16/2023 | Dividend | 90LAIF\$00 | 5,868,724,521.31 | Local Agency Investment Fund State Pool | 0.00 | 318,498.67 | 318,498.67 |
| 01/21/2023 | Interest | 90331HPL1 | 1,000,000.00 | US Bank NA Callable Note Cont 12/21/2024 2.05% Due 1/21/2025 | 0.00 | 10,250.00 | 10,250.00 |
| 01/21/2023 | Interest | 3137EAEU9 | 810,000.00 | FHLMC Note 0.375% Due 7/21/2025 | 0.00 | 1,518.75 | 1,518.75 |
| 01/21/2023 | Paydown | 43815GAC3 | 205,000.00 | Honda Auto Receivables Trust 2021-4 A3 0.88% Due 1/21/2026 | 0.00 | 150.33 | 150.33 |
| 01/21/2023 | Paydown | 43813GAC5 | 108,692.57 | Honda Auto Receivables Trust 2021-1 A3 0.27% Due 4/21/2025 | 7,233.92 | 24.46 | 7,258.38 |
| 01/25/2023 | Paydown | 05601XAC3 | 200,000.00 | BMW Vehicle Lease Trust 2022-1 A3 1.1% Due 3/25/2025 | 0.00 | 183.33 | 183.33 |
| 01/25/2023 | Paydown | 09690AAC7 | 185,177.00 | BMW Vehicle Lease Trust 2021-2 A3 0.33% Due 12/26/2024 | 17,000.33 | 50.92 | 17,051.25 |
| 01/25/2023 | Paydown | 05602RAD3 | 215,000.00 | BMW Vehicle Owner Trust 2022-A A3 3.21% Due 8/25/2026 | 0.00 | 575.13 | 575.13 |
| 01/31/2023 | Interest | 91282CBH3 | 1,300,000.00 | US Treasury Note 0.375% Due 1/31/2026 | 0.00 | 2,437.50 | 2,437.50 |
| 01/31/2023 | Interest | 9128282N9 | 1,000,000.00 | US Treasury Note 2.125% Due 7/31/2024 | 0.00 | 10,625.00 | 10,625.00 |
| JAN 2023 | | | | | 541,511.34 | 391,124.94 | 932,636.28 |
| 02/06/2023 | Interest | 857477BR3 | 205,000.00 | State Street Bank Callable Note Cont 2/6/2025 1.746% Due 2/6/2026 | 0.00 | 1,789.65 | 1,789.65 |
| 02/12/2023 | Interest | 3137EAEP0 | 1,345,000.00 | FHLMC Note 1.5% Due 2/12/2025 | 0.00 | 10,087.50 | 10,087.50 |
| 02/15/2023 | Interest | 9128282A7 | 1,100,000.00 | US Treasury Note 1.5% Due 8/15/2026 | 0.00 | 8,250.00 | 8,250.00 |
| 02/15/2023 | Interest | 91282CDZ1 | 1,000,000.00 | US Treasury Note 1.5% Due 2/15/2025 | 0.00 | 7,500.00 | 7,500.00 |

Cash Flow Report

As of December 31, 2022



| Payment Date | Transaction Type | CUSIP | Quantity | Security Description | Principal Amount | Income | Total Amount |
|--------------|------------------|-----------|--------------|---|------------------|----------|--------------|
| 02/15/2023 | Paydown | 02582JIT8 | 555,000.00 | American Express Credit Trust 2022-2 A 3.39% Due 5/17/2027 | 0.00 | 1,567.88 | 1,567.88 |
| 02/15/2023 | Paydown | 47787NAC3 | 56,946.82 | John Deere Owner Trust 2020-B A3 0.51% Due 11/15/2024 | 4,193.96 | 21.44 | 4,215.40 |
| 02/15/2023 | Paydown | 47788UAC6 | 191,884.49 | John Deere Owner Trust 2021-A A3 0.36% Due 9/15/2025 | 8,472.11 | 53.55 | 8,525.66 |
| 02/15/2023 | Paydown | 47789QAC4 | 260,000.00 | John Deere Owner Trust 2021-B A3 0.52% Due 3/16/2026 | 0.00 | 112.67 | 112.67 |
| 02/15/2023 | Paydown | 89238FAD5 | 220,000.00 | Toyota Auto Receivables OT 2022-B A3 2.93% Due 9/15/2026 | 0.00 | 537.17 | 537.17 |
| 02/15/2023 | Paydown | 89240BAC2 | 388,103.13 | Toyota Auto Receivables Owners 2021-A A3 0.26% Due 5/15/2025 | 25,711.85 | 78.16 | 25,790.01 |
| 02/15/2023 | Paydown | 43815BAC4 | 330,000.00 | Honda Auto Receivables Trust 2022-1 A3 1.88% Due 5/15/2026 | 0.00 | 517.00 | 517.00 |
| 02/15/2023 | Paydown | 47800AAC4 | 265,000.00 | John Deere Owner Trust 2022-B A3 3.74% Due 2/16/2027 | 0.00 | 825.92 | 825.92 |
| 02/15/2023 | Paydown | 58769KAD6 | 305,000.00 | Mercedes-Benz Auto Lease Trust 2021-B A3 0.4% Due 11/15/2024 | 25,403.85 | 101.67 | 25,505.52 |
| 02/15/2023 | Paydown | 44934KAC8 | 555,000.00 | Hyundai Auto Receivables Trust 2021-B A3 0.38% Due 1/15/2026 | 27,725.84 | 175.75 | 27,901.59 |
| 02/15/2023 | Paydown | 58768PAC8 | 605,000.00 | Mercedes-Benz Auto Receivables 2022-1 A3 5.21% Due 8/16/2027 | 0.00 | 2,626.71 | 2,626.71 |
| 02/15/2023 | Paydown | 44935FAD6 | 145,000.00 | Hyundai Auto Receivables Trust 2021-C A3 0.74% Due 5/15/2026 | 0.00 | 89.42 | 89.42 |
| 02/15/2023 | Paydown | 47787JAC2 | 255,000.00 | John Deere Owner Trust 2022-A A3 2.32% Due 9/16/2026 | 0.00 | 493.00 | 493.00 |
| 02/15/2023 | Paydown | 47800BAC2 | 340,000.00 | John Deere Owner Trust 2022-C A3 5.09% Due 6/15/2027 | 0.00 | 1,442.17 | 1,442.17 |
| 02/21/2023 | Paydown | 43815GAC3 | 205,000.00 | Honda Auto Receivables Trust 2021-4 A3 0.88% Due 1/21/2026 | 0.00 | 150.33 | 150.33 |
| 02/21/2023 | Paydown | 43813GAC5 | 108,692.57 | Honda Auto Receivables Trust 2021-1 A3 0.27% Due 4/21/2025 | 7,235.67 | 22.83 | 7,258.50 |
| 02/25/2023 | Interest | 3135G05X7 | 1,280,000.00 | FNMA Note 0.375% Due 8/25/2025 | 0.00 | 2,400.00 | 2,400.00 |

Cash Flow Report

As of December 31, 2022



| Payment Date | Transaction Type | CUSIP | Quantity | Security Description | Principal Amount | Income | Total Amount |
|-----------------|------------------|-----------|--------------|---|-------------------|------------------|-------------------|
| 02/25/2023 | Paydown | 05601XAC3 | 200,000.00 | BMW Vehicle Lease Trust 2022-1 A3 1.1% Due 3/25/2025 | 0.00 | 183.33 | 183.33 |
| 02/25/2023 | Paydown | 05602RAD3 | 215,000.00 | BMW Vehicle Owner Trust 2022-A A3 3.21% Due 8/25/2026 | 0.00 | 575.13 | 575.13 |
| 02/25/2023 | Paydown | 09690AAC7 | 185,177.00 | BMW Vehicle Lease Trust 2021-2 A3 0.33% Due 12/26/2024 | 15,270.32 | 46.25 | 15,316.57 |
| 02/28/2023 | Interest | 9128284Z0 | 1,000,000.00 | US Treasury Note 2.75% Due 8/31/2025 | 0.00 | 13,750.00 | 13,750.00 |
| 02/28/2023 | Interest | 912828ZC7 | 825,000.00 | US Treasury Note 1.125% Due 2/28/2025 | 0.00 | 4,640.63 | 4,640.63 |
| FEB 2023 | | | | | 114,013.60 | 58,038.16 | 172,051.76 |
| 03/01/2023 | Maturity | 30231GAR3 | 800,000.00 | Exxon Mobil Corp Callable Note Cont 1/1/2023 2.726% Due 3/1/2023 | 800,000.00 | 10,904.00 | 810,904.00 |
| 03/03/2023 | Interest | 808513BY0 | 195,000.00 | Charles Schwab Corp Callable Note Cont 2/3/2027 2.45% Due 3/3/2027 | 0.00 | 2,388.75 | 2,388.75 |
| 03/08/2023 | Interest | 313383YJ4 | 1,000,000.00 | FHLB Note 3.375% Due 9/8/2023 | 0.00 | 16,875.00 | 16,875.00 |
| 03/09/2023 | Interest | 931142EX7 | 180,000.00 | Wal-Mart Stores Callable Note Cont 09/09/2027 3.95% Due 9/9/2027 | 0.00 | 3,555.00 | 3,555.00 |
| 03/11/2023 | Interest | 89114QCB2 | 1,000,000.00 | Toronto Dominion Bank Note 3.25% Due 3/11/2024 | 0.00 | 16,250.00 | 16,250.00 |
| 03/12/2023 | Interest | 3135G0U43 | 2,000,000.00 | FNMA Note 2.875% Due 9/12/2023 | 0.00 | 28,750.00 | 28,750.00 |
| 03/13/2023 | Interest | 46647PBH8 | 500,000.00 | JP Morgan Chase & Co Callable Note Mthly 3/13/2025 2.005% Due 3/13/2026 | 0.00 | 5,012.50 | 5,012.50 |
| 03/15/2023 | Interest | 09247XAN1 | 900,000.00 | Blackrock Inc Note 3.2% Due 3/15/2027 | 0.00 | 14,400.00 | 14,400.00 |
| 03/15/2023 | Interest | 24422EWK1 | 875,000.00 | John Deere Capital Corp Note 4.15% Due 9/15/2027 | 0.00 | 18,862.33 | 18,862.33 |
| 03/15/2023 | Interest | 06368FAC3 | 1,000,000.00 | Bank of Montreal Note 1.25% Due 9/15/2026 | 0.00 | 6,250.00 | 6,250.00 |
| 03/15/2023 | Interest | 084664CZ2 | 725,000.00 | Berkshire Hathaway Callable Note Cont 2/15/2027 2.3% Due 3/15/2027 | 0.00 | 8,337.50 | 8,337.50 |

Cash Flow Report

As of December 31, 2022



| Payment Date | Transaction Type | CUSIP | Quantity | Security Description | Principal Amount | Income | Total Amount |
|--------------|------------------|-----------|--------------|---|------------------|----------|--------------|
| 03/15/2023 | Paydown | 44935FAD6 | 145,000.00 | Hyundai Auto Receivables Trust 2021-C A3 0.74% Due 5/15/2026 | 0.00 | 89.42 | 89.42 |
| 03/15/2023 | Paydown | 47787JAC2 | 255,000.00 | John Deere Owner Trust 2022-A A3 2.32% Due 9/16/2026 | 0.00 | 493.00 | 493.00 |
| 03/15/2023 | Paydown | 47787NAC3 | 56,946.82 | John Deere Owner Trust 2020-B A3 0.51% Due 11/15/2024 | 4,195.61 | 19.65 | 4,215.26 |
| 03/15/2023 | Paydown | 47789QAC4 | 260,000.00 | John Deere Owner Trust 2021-B A3 0.52% Due 3/16/2026 | 0.00 | 112.67 | 112.67 |
| 03/15/2023 | Paydown | 89238FAD5 | 220,000.00 | Toyota Auto Receivables OT 2022-B A3 2.93% Due 9/15/2026 | 0.00 | 537.17 | 537.17 |
| 03/15/2023 | Paydown | 89240BAC2 | 388,103.13 | Toyota Auto Receivables Owners 2021-A A3 0.26% Due 5/15/2025 | 25,720.21 | 72.59 | 25,792.80 |
| 03/15/2023 | Paydown | 02582JIT8 | 555,000.00 | American Express Credit Trust 2022-2 A 3.39% Due 5/17/2027 | 0.00 | 1,567.88 | 1,567.88 |
| 03/15/2023 | Paydown | 43815BAC4 | 330,000.00 | Honda Auto Receivables Trust 2022-1 A3 1.88% Due 5/15/2026 | 0.00 | 517.00 | 517.00 |
| 03/15/2023 | Paydown | 47800AAC4 | 265,000.00 | John Deere Owner Trust 2022-B A3 3.74% Due 2/16/2027 | 0.00 | 825.92 | 825.92 |
| 03/15/2023 | Paydown | 47800BAC2 | 340,000.00 | John Deere Owner Trust 2022-C A3 5.09% Due 6/15/2027 | 0.00 | 1,442.17 | 1,442.17 |
| 03/15/2023 | Paydown | 58768PAC8 | 605,000.00 | Mercedes-Benz Auto Receivables 2022-1 A3 5.21% Due 8/16/2027 | 0.00 | 2,626.71 | 2,626.71 |
| 03/15/2023 | Paydown | 47788UAC6 | 191,884.49 | John Deere Owner Trust 2021-A A3 0.36% Due 9/15/2025 | 8,474.86 | 51.01 | 8,525.87 |
| 03/15/2023 | Paydown | 58769KAD6 | 305,000.00 | Mercedes-Benz Auto Lease Trust 2021-B A3 0.4% Due 11/15/2024 | 25,406.18 | 93.20 | 25,499.38 |
| 03/15/2023 | Paydown | 44934KAC8 | 555,000.00 | Hyundai Auto Receivables Trust 2021-B A3 0.38% Due 1/15/2026 | 27,728.38 | 166.97 | 27,895.35 |
| 03/17/2023 | Interest | 931142ER0 | 155,000.00 | Wal-Mart Stores Callable Note Cont 08/17/2026 1.05% Due 9/17/2026 | 0.00 | 813.75 | 813.75 |
| 03/18/2023 | Interest | 808513BN4 | 1,000,000.00 | Charles Schwab Corp Callable Note Cont 2/18/2024 0.75% Due 3/18/2024 | 0.00 | 3,750.00 | 3,750.00 |
| 03/21/2023 | Paydown | 43813GAC5 | 108,692.57 | Honda Auto Receivables Trust 2021-1 A3 0.27% Due 4/21/2025 | 7,237.42 | 21.20 | 7,258.62 |

Cash Flow Report

As of December 31, 2022



| Payment Date | Transaction Type | CUSIP | Quantity | Security Description | Principal Amount | Income | Total Amount |
|-----------------|------------------|-----------|--------------|---|-------------------|-------------------|---------------------|
| 03/21/2023 | Paydown | 43815GAC3 | 205,000.00 | Honda Auto Receivables Trust 2021-4 A3 0.88% Due 1/21/2026 | 0.00 | 150.33 | 150.33 |
| 03/23/2023 | Interest | 3137EAEX3 | 2,085,000.00 | FHLMC Note 0.375% Due 9/23/2025 | 0.00 | 3,909.38 | 3,909.38 |
| 03/25/2023 | Paydown | 05602RAD3 | 215,000.00 | BMW Vehicle Owner Trust 2022-A A3 3.21% Due 8/25/2026 | 0.00 | 575.13 | 575.13 |
| 03/25/2023 | Paydown | 05601XAC3 | 200,000.00 | BMW Vehicle Lease Trust 2022-1 A3 1.1% Due 3/25/2025 | 0.00 | 183.33 | 183.33 |
| 03/25/2023 | Paydown | 09690AAC7 | 185,177.00 | BMW Vehicle Lease Trust 2021-2 A3 0.33% Due 12/26/2024 | 15,274.01 | 42.05 | 15,316.06 |
| 03/31/2023 | Interest | 9128282Y5 | 1,525,000.00 | US Treasury Note 2.125% Due 9/30/2024 | 0.00 | 16,203.13 | 16,203.13 |
| 03/31/2023 | Interest | 91282CBT7 | 1,660,000.00 | US Treasury Note 0.75% Due 3/31/2026 | 0.00 | 6,225.00 | 6,225.00 |
| 03/31/2023 | Interest | 91282CFM8 | 1,800,000.00 | US Treasury Note 4.125% Due 9/30/2027 | 0.00 | 37,125.00 | 37,125.00 |
| MAR 2023 | | | | | 914,036.67 | 209,198.74 | 1,123,235.41 |
| 04/15/2023 | Paydown | 44935FAD6 | 145,000.00 | Hyundai Auto Receivables Trust 2021-C A3 0.74% Due 5/15/2026 | 0.00 | 89.42 | 89.42 |
| 04/15/2023 | Paydown | 47787JAC2 | 255,000.00 | John Deere Owner Trust 2022-A A3 2.32% Due 9/16/2026 | 0.00 | 493.00 | 493.00 |
| 04/15/2023 | Paydown | 44934KAC8 | 555,000.00 | Hyundai Auto Receivables Trust 2021-B A3 0.38% Due 1/15/2026 | 27,730.92 | 158.19 | 27,889.11 |
| 04/15/2023 | Paydown | 47800BAC2 | 340,000.00 | John Deere Owner Trust 2022-C A3 5.09% Due 6/15/2027 | 0.00 | 1,442.17 | 1,442.17 |
| 04/15/2023 | Paydown | 58768PAC8 | 605,000.00 | Mercedes-Benz Auto Receivables 2022-1 A3 5.21% Due 8/16/2027 | 0.00 | 2,626.71 | 2,626.71 |
| 04/15/2023 | Paydown | 02582JIT8 | 555,000.00 | American Express Credit Trust 2022-2 A 3.39% Due 5/17/2027 | 0.00 | 1,567.88 | 1,567.88 |
| 04/15/2023 | Paydown | 43815BAC4 | 330,000.00 | Honda Auto Receivables Trust 2022-1 A3 1.88% Due 5/15/2026 | 0.00 | 517.00 | 517.00 |
| 04/15/2023 | Paydown | 47787NAC3 | 56,946.82 | John Deere Owner Trust 2020-B A3 0.51% Due 11/15/2024 | 4,197.25 | 17.87 | 4,215.12 |

Cash Flow Report

As of December 31, 2022



| Payment Date | Transaction Type | CUSIP | Quantity | Security Description | Principal Amount | Income | Total Amount |
|-----------------|------------------|-----------|--------------|---|-------------------|------------------|-------------------|
| 04/15/2023 | Paydown | 47788UAC6 | 191,884.49 | John Deere Owner Trust 2021-A A3 0.36% Due 9/15/2025 | 8,477.63 | 48.46 | 8,526.09 |
| 04/15/2023 | Paydown | 47789QAC4 | 260,000.00 | John Deere Owner Trust 2021-B A3 0.52% Due 3/16/2026 | 0.00 | 112.67 | 112.67 |
| 04/15/2023 | Paydown | 58769KAD6 | 305,000.00 | Mercedes-Benz Auto Lease Trust 2021-B A3 0.4% Due 11/15/2024 | 25,408.51 | 84.73 | 25,493.24 |
| 04/15/2023 | Paydown | 89238FAD5 | 220,000.00 | Toyota Auto Receivables OT 2022-B A3 2.93% Due 9/15/2026 | 0.00 | 537.17 | 537.17 |
| 04/15/2023 | Paydown | 89240BAC2 | 388,103.13 | Toyota Auto Receivables Owners 2021-A A3 0.26% Due 5/15/2025 | 25,728.58 | 67.01 | 25,795.59 |
| 04/15/2023 | Paydown | 47800AAC4 | 265,000.00 | John Deere Owner Trust 2022-B A3 3.74% Due 2/16/2027 | 0.00 | 825.92 | 825.92 |
| 04/21/2023 | Paydown | 43815GAC3 | 205,000.00 | Honda Auto Receivables Trust 2021-4 A3 0.88% Due 1/21/2026 | 0.00 | 150.33 | 150.33 |
| 04/21/2023 | Paydown | 43813GAC5 | 108,692.57 | Honda Auto Receivables Trust 2021-1 A3 0.27% Due 4/21/2025 | 7,239.17 | 19.57 | 7,258.74 |
| 04/22/2023 | Interest | 3135G03U5 | 1,760,000.00 | FNMA Note 0.625% Due 4/22/2025 | 0.00 | 5,500.00 | 5,500.00 |
| 04/25/2023 | Paydown | 05602RAD3 | 215,000.00 | BMW Vehicle Owner Trust 2022-A A3 3.21% Due 8/25/2026 | 0.00 | 575.13 | 575.13 |
| 04/25/2023 | Paydown | 05601XAC3 | 200,000.00 | BMW Vehicle Lease Trust 2022-1 A3 1.1% Due 3/25/2025 | 0.00 | 183.33 | 183.33 |
| 04/25/2023 | Paydown | 09690AAC7 | 185,177.00 | BMW Vehicle Lease Trust 2021-2 A3 0.33% Due 12/26/2024 | 15,277.70 | 37.85 | 15,315.55 |
| 04/30/2023 | Interest | 91282CEN7 | 1,275,000.00 | US Treasury Note 2.75% Due 4/30/2027 | 0.00 | 17,531.25 | 17,531.25 |
| 04/30/2023 | Interest | 91282CFU0 | 2,000,000.00 | US Treasury Note 4.125% Due 10/31/2027 | 0.00 | 41,250.00 | 41,250.00 |
| APR 2023 | | | | | 114,059.76 | 73,835.66 | 187,895.42 |
| 05/01/2023 | Interest | 78015K7C2 | 750,000.00 | Royal Bank of Canada Note 2.25% Due 11/1/2024 | 0.00 | 8,437.50 | 8,437.50 |
| 05/05/2023 | Maturity | 3137EAER6 | 1,300,000.00 | FHLMC Note 0.375% Due 5/5/2023 | 1,300,000.00 | 2,437.50 | 1,302,437.50 |

Cash Flow Report

As of December 31, 2022



| Payment Date | Transaction Type | CUSIP | Quantity | Security Description | Principal Amount | Income | Total Amount |
|--------------|------------------|-----------|--------------|--|------------------|-----------|--------------|
| 05/07/2023 | Interest | 3135G06G3 | 1,385,000.00 | FNMA Note 0.5% Due 11/7/2025 | 0.00 | 3,462.50 | 3,462.50 |
| 05/10/2023 | Interest | 665859AW4 | 800,000.00 | Northern Trust Company Callable Note Cont 4/10/2027 4% Due 5/10/2027 | 0.00 | 16,000.00 | 16,000.00 |
| 05/12/2023 | Interest | 023135BW5 | 500,000.00 | Amazon.com Inc Note 0.45% Due 5/12/2024 | 0.00 | 1,125.00 | 1,125.00 |
| 05/13/2023 | Interest | 14913R2V8 | 295,000.00 | Caterpillar Financial Service Note 3.4% Due 5/13/2025 | 0.00 | 5,015.00 | 5,015.00 |
| 05/15/2023 | Interest | 912828WJ5 | 1,125,000.00 | US Treasury Note 2.5% Due 5/15/2024 | 0.00 | 14,062.50 | 14,062.50 |
| 05/15/2023 | Interest | 91324PEC2 | 785,000.00 | United Health Group Inc Callable Note Cont 4/15/2026 1.15% Due 5/15/2026 | 0.00 | 4,513.75 | 4,513.75 |
| 05/15/2023 | Paydown | 44935FAD6 | 145,000.00 | Hyundai Auto Receivables Trust 2021-C A3 0.74% Due 5/15/2026 | 0.00 | 89.42 | 89.42 |
| 05/15/2023 | Paydown | 47787JAC2 | 255,000.00 | John Deere Owner Trust 2022-A A3 2.32% Due 9/16/2026 | 0.00 | 493.00 | 493.00 |
| 05/15/2023 | Paydown | 47800AAC4 | 265,000.00 | John Deere Owner Trust 2022-B A3 3.74% Due 2/16/2027 | 0.00 | 825.92 | 825.92 |
| 05/15/2023 | Paydown | 47800BAC2 | 340,000.00 | John Deere Owner Trust 2022-C A3 5.09% Due 6/15/2027 | 0.00 | 1,442.17 | 1,442.17 |
| 05/15/2023 | Paydown | 02582JIT8 | 555,000.00 | American Express Credit Trust 2022-2 A 3.39% Due 5/17/2027 | 0.00 | 1,567.88 | 1,567.88 |
| 05/15/2023 | Paydown | 43815BAC4 | 330,000.00 | Honda Auto Receivables Trust 2022-1 A3 1.88% Due 5/15/2026 | 0.00 | 517.00 | 517.00 |
| 05/15/2023 | Paydown | 47787NAC3 | 56,946.82 | John Deere Owner Trust 2020-B A3 0.51% Due 11/15/2024 | 4,198.89 | 16.09 | 4,214.98 |
| 05/15/2023 | Paydown | 47789QAC4 | 260,000.00 | John Deere Owner Trust 2021-B A3 0.52% Due 3/16/2026 | 11,292.95 | 112.67 | 11,405.62 |
| 05/15/2023 | Paydown | 58768PAC8 | 605,000.00 | Mercedes-Benz Auto Receivables 2022-1 A3 5.21% Due 8/16/2027 | 0.00 | 2,626.71 | 2,626.71 |
| 05/15/2023 | Paydown | 58769KAD6 | 305,000.00 | Mercedes-Benz Auto Lease Trust 2021-B A3 0.4% Due 11/15/2024 | 25,410.84 | 76.26 | 25,487.10 |

Cash Flow Report

As of December 31, 2022



| Payment Date | Transaction Type | CUSIP | Quantity | Security Description | Principal Amount | Income | Total Amount |
|-----------------|------------------|-----------|--------------|--|---------------------|------------------|---------------------|
| 05/15/2023 | Paydown | 89238FAD5 | 220,000.00 | Toyota Auto Receivables OT 2022-B A3 2.93% Due 9/15/2026 | 0.00 | 537.17 | 537.17 |
| 05/15/2023 | Paydown | 89240BAC2 | 388,103.13 | Toyota Auto Receivables Owners 2021-A A3 0.26% Due 5/15/2025 | 25,736.93 | 61.44 | 25,798.37 |
| 05/15/2023 | Paydown | 44934KAC8 | 555,000.00 | Hyundai Auto Receivables Trust 2021-B A3 0.38% Due 1/15/2026 | 27,733.47 | 149.41 | 27,882.88 |
| 05/15/2023 | Paydown | 47788UAC6 | 191,884.49 | John Deere Owner Trust 2021-A A3 0.36% Due 9/15/2025 | 8,480.38 | 45.92 | 8,526.30 |
| 05/21/2023 | Paydown | 43815GAC3 | 205,000.00 | Honda Auto Receivables Trust 2021-4 A3 0.88% Due 1/21/2026 | 9,295.38 | 150.33 | 9,445.71 |
| 05/21/2023 | Paydown | 43813GAC5 | 108,692.57 | Honda Auto Receivables Trust 2021-1 A3 0.27% Due 4/21/2025 | 7,240.92 | 17.94 | 7,258.86 |
| 05/25/2023 | Paydown | 05601XAC3 | 200,000.00 | BMW Vehicle Lease Trust 2022-1 A3 1.1% Due 3/25/2025 | 17,786.82 | 183.33 | 17,970.15 |
| 05/25/2023 | Paydown | 09690AAC7 | 185,177.00 | BMW Vehicle Lease Trust 2021-2 A3 0.33% Due 12/26/2024 | 15,281.39 | 33.65 | 15,315.04 |
| 05/25/2023 | Paydown | 05602RAD3 | 215,000.00 | BMW Vehicle Owner Trust 2022-A A3 3.21% Due 8/25/2026 | 0.00 | 575.13 | 575.13 |
| 05/31/2023 | Interest | 912828YV6 | 1,300,000.00 | US Treasury Note 1.5% Due 11/30/2024 | 0.00 | 9,750.00 | 9,750.00 |
| 05/31/2023 | Interest | 91282CCF6 | 1,200,000.00 | US Treasury Note 0.75% Due 5/31/2026 | 0.00 | 4,500.00 | 4,500.00 |
| 05/31/2023 | Interest | 91282CDK4 | 1,400,000.00 | US Treasury Note 1.25% Due 11/30/2026 | 0.00 | 8,750.00 | 8,750.00 |
| MAY 2023 | | | | | 1,452,457.97 | 87,575.19 | 1,540,033.16 |
| 06/01/2023 | Interest | 023135CP9 | 445,000.00 | Amazon.com Inc Callable Note Cont 11/1/2027 4.55% Due 12/1/2027 | 0.00 | 10,123.75 | 10,123.75 |
| 06/08/2023 | Interest | 3130A0F70 | 1,350,000.00 | FHLB Note 3.375% Due 12/8/2023 | 0.00 | 22,781.25 | 22,781.25 |
| 06/13/2023 | Interest | 3130AJKW8 | 675,000.00 | FHLB Note 0.5% Due 6/13/2025 | 0.00 | 1,687.50 | 1,687.50 |
| 06/14/2023 | Interest | 3130A1XJ2 | 1,100,000.00 | FHLB Note 2.875% Due 6/14/2024 | 0.00 | 15,812.50 | 15,812.50 |

Cash Flow Report

As of December 31, 2022



| Payment Date | Transaction Type | CUSIP | Quantity | Security Description | Principal Amount | Income | Total Amount |
|--------------|------------------|-----------|--------------|---|------------------|----------|--------------|
| 06/15/2023 | Interest | 63743HFE7 | 190,000.00 | National Rural Utilities Note 3.45% Due 6/15/2025 | 0.00 | 3,277.50 | 3,277.50 |
| 06/15/2023 | Paydown | 47800AAC4 | 265,000.00 | John Deere Owner Trust 2022-B A3 3.74% Due 2/16/2027 | 0.00 | 825.92 | 825.92 |
| 06/15/2023 | Paydown | 58769KAD6 | 305,000.00 | Mercedes-Benz Auto Lease Trust 2021-B A3 0.4% Due 11/15/2024 | 25,413.17 | 67.79 | 25,480.96 |
| 06/15/2023 | Paydown | 02582JIT8 | 555,000.00 | American Express Credit Trust 2022-2 A 3.39% Due 5/17/2027 | 0.00 | 1,567.88 | 1,567.88 |
| 06/15/2023 | Paydown | 47787NAC3 | 56,946.82 | John Deere Owner Trust 2020-B A3 0.51% Due 11/15/2024 | 4,200.54 | 14.30 | 4,214.84 |
| 06/15/2023 | Paydown | 47788UAC6 | 191,884.49 | John Deere Owner Trust 2021-A A3 0.36% Due 9/15/2025 | 8,483.13 | 43.38 | 8,526.51 |
| 06/15/2023 | Paydown | 47789QAC4 | 260,000.00 | John Deere Owner Trust 2021-B A3 0.52% Due 3/16/2026 | 11,293.99 | 107.77 | 11,401.76 |
| 06/15/2023 | Paydown | 89238FAD5 | 220,000.00 | Toyota Auto Receivables OT 2022-B A3 2.93% Due 9/15/2026 | 0.00 | 537.17 | 537.17 |
| 06/15/2023 | Paydown | 89240BAC2 | 388,103.13 | Toyota Auto Receivables Owners 2021-A A3 0.26% Due 5/15/2025 | 25,745.30 | 55.86 | 25,801.16 |
| 06/15/2023 | Paydown | 44935FAD6 | 145,000.00 | Hyundai Auto Receivables Trust 2021-C A3 0.74% Due 5/15/2026 | 7,238.52 | 89.42 | 7,327.94 |
| 06/15/2023 | Paydown | 47787JAC2 | 255,000.00 | John Deere Owner Trust 2022-A A3 2.32% Due 9/16/2026 | 0.00 | 493.00 | 493.00 |
| 06/15/2023 | Paydown | 47800BAC2 | 340,000.00 | John Deere Owner Trust 2022-C A3 5.09% Due 6/15/2027 | 0.00 | 1,442.17 | 1,442.17 |
| 06/15/2023 | Paydown | 43815BAC4 | 330,000.00 | Honda Auto Receivables Trust 2022-1 A3 1.88% Due 5/15/2026 | 0.00 | 517.00 | 517.00 |
| 06/15/2023 | Paydown | 44934KAC8 | 555,000.00 | Hyundai Auto Receivables Trust 2021-B A3 0.38% Due 1/15/2026 | 27,736.01 | 140.63 | 27,876.64 |
| 06/15/2023 | Paydown | 58768PAC8 | 605,000.00 | Mercedes-Benz Auto Receivables 2022-1 A3 5.21% Due 8/16/2027 | 0.00 | 2,626.71 | 2,626.71 |
| 06/17/2023 | Interest | 3135G04Z3 | 1,065,000.00 | FNMA Note 0.5% Due 6/17/2025 | 0.00 | 2,662.50 | 2,662.50 |
| 06/18/2023 | Interest | 89236TJK2 | 665,000.00 | Toyota Motor Credit Corp Note 1.125% Due 6/18/2026 | 0.00 | 3,740.63 | 3,740.63 |

Cash Flow Report

As of December 31, 2022



| Payment Date | Transaction Type | CUSIP | Quantity | Security Description | Principal Amount | Income | Total Amount |
|-----------------|------------------|-----------|--------------|---|---------------------|-------------------|---------------------|
| 06/19/2023 | Maturity | 3137EAEN5 | 1,900,000.00 | FHLMC Note 2.75% Due 6/19/2023 | 1,900,000.00 | 26,125.00 | 1,926,125.00 |
| 06/21/2023 | Paydown | 43813GAC5 | 108,692.57 | Honda Auto Receivables Trust 2021-1 A3 0.27% Due 4/21/2025 | 7,242.67 | 16.31 | 7,258.98 |
| 06/21/2023 | Paydown | 43815GAC3 | 205,000.00 | Honda Auto Receivables Trust 2021-4 A3 0.88% Due 1/21/2026 | 9,297.54 | 143.52 | 9,441.06 |
| 06/25/2023 | Paydown | 05601XAC3 | 200,000.00 | BMW Vehicle Lease Trust 2022-1 A3 1.1% Due 3/25/2025 | 17,864.78 | 167.03 | 18,031.81 |
| 06/25/2023 | Paydown | 05602RAD3 | 215,000.00 | BMW Vehicle Owner Trust 2022-A A3 3.21% Due 8/25/2026 | 0.00 | 575.13 | 575.13 |
| 06/25/2023 | Paydown | 09690AAC7 | 185,177.00 | BMW Vehicle Lease Trust 2021-2 A3 0.33% Due 12/26/2024 | 15,285.08 | 29.45 | 15,314.53 |
| 06/30/2023 | Interest | 91282CBC4 | 2,325,000.00 | US Treasury Note 0.375% Due 12/31/2025 | 0.00 | 4,359.38 | 4,359.38 |
| 06/30/2023 | Interest | 91282CEW7 | 445,000.00 | US Treasury Note 3.25% Due 6/30/2027 | 0.00 | 7,231.25 | 7,231.25 |
| JUN 2023 | | | | | 2,059,800.73 | 107,261.70 | 2,167,062.43 |
| 07/02/2023 | Interest | 3135G0V75 | 1,000,000.00 | FNMA Note 1.75% Due 7/2/2024 | 0.00 | 8,750.00 | 8,750.00 |
| 07/12/2023 | Interest | 02665WCT6 | 1,000,000.00 | American Honda Finance Note 3.55% Due 1/12/2024 | 0.00 | 17,750.00 | 17,750.00 |
| 07/15/2023 | Interest | 87612EBM7 | 360,000.00 | Target Corp Callable Note Cont 12/15/2026 1.95% Due 1/15/2027 | 0.00 | 3,510.00 | 3,510.00 |
| 07/15/2023 | Interest | 79466LAG9 | 125,000.00 | Salesforce.com Inc Callable Note Cont 7/15/2022 0.625% Due 7/15/2024 | 0.00 | 390.63 | 390.63 |
| 07/15/2023 | Paydown | 47788UAC6 | 191,884.49 | John Deere Owner Trust 2021-A A3 0.36% Due 9/15/2025 | 8,485.89 | 40.83 | 8,526.72 |
| 07/15/2023 | Paydown | 44934KAC8 | 555,000.00 | Hyundai Auto Receivables Trust 2021-B A3 0.38% Due 1/15/2026 | 27,738.55 | 131.84 | 27,870.39 |
| 07/15/2023 | Paydown | 43815BAC4 | 330,000.00 | Honda Auto Receivables Trust 2022-1 A3 1.88% Due 5/15/2026 | 0.00 | 517.00 | 517.00 |
| 07/15/2023 | Paydown | 47800AAC4 | 265,000.00 | John Deere Owner Trust 2022-B A3 3.74% Due 2/16/2027 | 0.00 | 825.92 | 825.92 |

Cash Flow Report

As of December 31, 2022



| Payment Date | Transaction Type | CUSIP | Quantity | Security Description | Principal Amount | Income | Total Amount |
|--------------|------------------|-----------|--------------|---|------------------|-----------|--------------|
| 07/15/2023 | Paydown | 47800BAC2 | 340,000.00 | John Deere Owner Trust 2022-C A3 5.09% Due 6/15/2027 | 0.00 | 1,442.17 | 1,442.17 |
| 07/15/2023 | Paydown | 58768PAC8 | 605,000.00 | Mercedes-Benz Auto Receivables 2022-1 A3 5.21% Due 8/16/2027 | 0.00 | 2,626.71 | 2,626.71 |
| 07/15/2023 | Paydown | 58769KAD6 | 305,000.00 | Mercedes-Benz Auto Lease Trust 2021-B A3 0.4% Due 11/15/2024 | 25,415.50 | 59.32 | 25,474.82 |
| 07/15/2023 | Paydown | 02582JIT8 | 555,000.00 | American Express Credit Trust 2022-2 A 3.39% Due 5/17/2027 | 0.00 | 1,567.88 | 1,567.88 |
| 07/15/2023 | Paydown | 44935FAD6 | 145,000.00 | Hyundai Auto Receivables Trust 2021-C A3 0.74% Due 5/15/2026 | 7,239.74 | 84.95 | 7,324.69 |
| 07/15/2023 | Paydown | 47787JAC2 | 255,000.00 | John Deere Owner Trust 2022-A A3 2.32% Due 9/16/2026 | 0.00 | 493.00 | 493.00 |
| 07/15/2023 | Paydown | 47787NAC3 | 56,946.82 | John Deere Owner Trust 2020-B A3 0.51% Due 11/15/2024 | 4,202.18 | 12.52 | 4,214.70 |
| 07/15/2023 | Paydown | 47789QAC4 | 260,000.00 | John Deere Owner Trust 2021-B A3 0.52% Due 3/16/2026 | 11,295.02 | 102.88 | 11,397.90 |
| 07/15/2023 | Paydown | 89238FAD5 | 220,000.00 | Toyota Auto Receivables OT 2022-B A3 2.93% Due 9/15/2026 | 0.00 | 537.17 | 537.17 |
| 07/15/2023 | Paydown | 89240BAC2 | 388,103.13 | Toyota Auto Receivables Owners 2021-A A3 0.26% Due 5/15/2025 | 25,753.67 | 50.28 | 25,803.95 |
| 07/21/2023 | Interest | 90331HPL1 | 1,000,000.00 | US Bank NA Callable Note Cont 12/21/2024 2.05% Due 1/21/2025 | 0.00 | 10,250.00 | 10,250.00 |
| 07/21/2023 | Interest | 3137EAEU9 | 810,000.00 | FHLMC Note 0.375% Due 7/21/2025 | 0.00 | 1,518.75 | 1,518.75 |
| 07/21/2023 | Paydown | 43815GAC3 | 205,000.00 | Honda Auto Receivables Trust 2021-4 A3 0.88% Due 1/21/2026 | 9,299.71 | 136.70 | 9,436.41 |
| 07/21/2023 | Paydown | 43813GAC5 | 108,692.57 | Honda Auto Receivables Trust 2021-1 A3 0.27% Due 4/21/2025 | 7,244.42 | 14.68 | 7,259.10 |
| 07/25/2023 | Paydown | 05601XAC3 | 200,000.00 | BMW Vehicle Lease Trust 2022-1 A3 1.1% Due 3/25/2025 | 17,943.09 | 150.65 | 18,093.74 |
| 07/25/2023 | Paydown | 09690AAC7 | 185,177.00 | BMW Vehicle Lease Trust 2021-2 A3 0.33% Due 12/26/2024 | 15,288.79 | 25.24 | 15,314.03 |
| 07/25/2023 | Paydown | 05602RAD3 | 215,000.00 | BMW Vehicle Owner Trust 2022-A A3 3.21% Due 8/25/2026 | 0.00 | 575.13 | 575.13 |

Cash Flow Report

As of December 31, 2022



| Payment Date | Transaction Type | CUSIP | Quantity | Security Description | Principal Amount | Income | Total Amount |
|-----------------|------------------|-----------|--------------|--|-------------------|------------------|-------------------|
| 07/31/2023 | Interest | 91282CBH3 | 1,300,000.00 | US Treasury Note 0.375% Due 1/31/2026 | 0.00 | 2,437.50 | 2,437.50 |
| 07/31/2023 | Interest | 9128282N9 | 1,000,000.00 | US Treasury Note 2.125% Due 7/31/2024 | 0.00 | 10,625.00 | 10,625.00 |
| JUL 2023 | | | | | 159,906.56 | 64,626.75 | 224,533.31 |
| 08/06/2023 | Interest | 857477BR3 | 205,000.00 | State Street Bank Callable Note Cont 2/6/2025 1.746% Due 2/6/2026 | 0.00 | 1,789.65 | 1,789.65 |
| 08/12/2023 | Interest | 3137EAEP0 | 1,345,000.00 | FHLMC Note 1.5% Due 2/12/2025 | 0.00 | 10,087.50 | 10,087.50 |
| 08/15/2023 | Interest | 91282CDZ1 | 1,000,000.00 | US Treasury Note 1.5% Due 2/15/2025 | 0.00 | 7,500.00 | 7,500.00 |
| 08/15/2023 | Interest | 9128282A7 | 1,100,000.00 | US Treasury Note 1.5% Due 8/15/2026 | 0.00 | 8,250.00 | 8,250.00 |
| 08/15/2023 | Paydown | 02582JIT8 | 555,000.00 | American Express Credit Trust 2022-2 A 3.39% Due 5/17/2027 | 0.00 | 1,567.88 | 1,567.88 |
| 08/15/2023 | Paydown | 47787NAC3 | 56,946.82 | John Deere Owner Trust 2020-B A3 0.51% Due 11/15/2024 | 4,203.83 | 10.73 | 4,214.56 |
| 08/15/2023 | Paydown | 47788UAC6 | 191,884.49 | John Deere Owner Trust 2021-A A3 0.36% Due 9/15/2025 | 8,488.64 | 38.29 | 8,526.93 |
| 08/15/2023 | Paydown | 47789QAC4 | 260,000.00 | John Deere Owner Trust 2021-B A3 0.52% Due 3/16/2026 | 11,296.06 | 97.98 | 11,394.04 |
| 08/15/2023 | Paydown | 58769KAD6 | 305,000.00 | Mercedes-Benz Auto Lease Trust 2021-B A3 0.4% Due 11/15/2024 | 25,417.83 | 50.85 | 25,468.68 |
| 08/15/2023 | Paydown | 89238FAD5 | 220,000.00 | Toyota Auto Receivables OT 2022-B A3 2.93% Due 9/15/2026 | 0.00 | 537.17 | 537.17 |
| 08/15/2023 | Paydown | 89240BAC2 | 388,103.13 | Toyota Auto Receivables Owners 2021-A A3 0.26% Due 5/15/2025 | 25,762.03 | 44.71 | 25,806.74 |
| 08/15/2023 | Paydown | 47800AAC4 | 265,000.00 | John Deere Owner Trust 2022-B A3 3.74% Due 2/16/2027 | 0.00 | 825.92 | 825.92 |
| 08/15/2023 | Paydown | 44935FAD6 | 145,000.00 | Hyundai Auto Receivables Trust 2021-C A3 0.74% Due 5/15/2026 | 7,240.94 | 80.49 | 7,321.43 |
| 08/15/2023 | Paydown | 47787JAC2 | 255,000.00 | John Deere Owner Trust 2022-A A3 2.32% Due 9/16/2026 | 0.00 | 493.00 | 493.00 |

Cash Flow Report

As of December 31, 2022



| Payment Date | Transaction Type | CUSIP | Quantity | Security Description | Principal Amount | Income | Total Amount |
|-----------------|------------------|-----------|--------------|---|-------------------|------------------|-------------------|
| 08/15/2023 | Paydown | 43815BAC4 | 330,000.00 | Honda Auto Receivables Trust 2022-1 A3 1.88% Due 5/15/2026 | 0.00 | 517.00 | 517.00 |
| 08/15/2023 | Paydown | 44934KAC8 | 555,000.00 | Hyundai Auto Receivables Trust 2021-B A3 0.38% Due 1/15/2026 | 27,741.09 | 123.06 | 27,864.15 |
| 08/15/2023 | Paydown | 47800BAC2 | 340,000.00 | John Deere Owner Trust 2022-C A3 5.09% Due 6/15/2027 | 0.00 | 1,442.17 | 1,442.17 |
| 08/15/2023 | Paydown | 58768PAC8 | 605,000.00 | Mercedes-Benz Auto Receivables 2022-1 A3 5.21% Due 8/16/2027 | 0.00 | 2,626.71 | 2,626.71 |
| 08/21/2023 | Paydown | 43815GAC3 | 205,000.00 | Honda Auto Receivables Trust 2021-4 A3 0.88% Due 1/21/2026 | 9,301.88 | 129.88 | 9,431.76 |
| 08/21/2023 | Paydown | 43813GAC5 | 108,692.57 | Honda Auto Receivables Trust 2021-1 A3 0.27% Due 4/21/2025 | 7,246.17 | 13.05 | 7,259.22 |
| 08/25/2023 | Interest | 3135G05X7 | 1,280,000.00 | FNMA Note 0.375% Due 8/25/2025 | 0.00 | 2,400.00 | 2,400.00 |
| 08/25/2023 | Paydown | 05602RAD3 | 215,000.00 | BMW Vehicle Owner Trust 2022-A A3 3.21% Due 8/25/2026 | 0.00 | 575.13 | 575.13 |
| 08/25/2023 | Paydown | 05601XAC3 | 200,000.00 | BMW Vehicle Lease Trust 2022-1 A3 1.1% Due 3/25/2025 | 18,021.75 | 134.20 | 18,155.95 |
| 08/25/2023 | Paydown | 09690AAC7 | 185,177.00 | BMW Vehicle Lease Trust 2021-2 A3 0.33% Due 12/26/2024 | 15,292.48 | 21.04 | 15,313.52 |
| 08/31/2023 | Interest | 9128284Z0 | 1,000,000.00 | US Treasury Note 2.75% Due 8/31/2025 | 0.00 | 13,750.00 | 13,750.00 |
| 08/31/2023 | Interest | 912828ZC7 | 825,000.00 | US Treasury Note 1.125% Due 2/28/2025 | 0.00 | 4,640.63 | 4,640.63 |
| AUG 2023 | | | | | 160,012.70 | 57,747.04 | 217,759.74 |
| 09/03/2023 | Interest | 808513BY0 | 195,000.00 | Charles Schwab Corp Callable Note Cont 2/3/2027 2.45% Due 3/3/2027 | 0.00 | 2,388.75 | 2,388.75 |
| 09/08/2023 | Maturity | 313383YJ4 | 1,000,000.00 | FHLB Note 3.375% Due 9/8/2023 | 1,000,000.00 | 16,875.00 | 1,016,875.00 |
| 09/09/2023 | Interest | 931142EX7 | 180,000.00 | Wal-Mart Stores Callable Note Cont 09/09/2027 3.95% Due 9/9/2027 | 0.00 | 3,555.00 | 3,555.00 |
| 09/11/2023 | Interest | 89114QCB2 | 1,000,000.00 | Toronto Dominion Bank Note 3.25% Due 3/11/2024 | 0.00 | 16,250.00 | 16,250.00 |

Cash Flow Report

As of December 31, 2022



| Payment Date | Transaction Type | CUSIP | Quantity | Security Description | Principal Amount | Income | Total Amount |
|--------------|------------------|-----------|--------------|---|------------------|-----------|--------------|
| 09/12/2023 | Maturity | 3135G0U43 | 2,000,000.00 | FNMA Note 2.875% Due 9/12/2023 | 2,000,000.00 | 28,750.00 | 2,028,750.00 |
| 09/13/2023 | Interest | 46647PBH8 | 500,000.00 | JP Morgan Chase & Co Callable Note Mthly 3/13/2025 2.005% Due 3/13/2026 | 0.00 | 5,012.50 | 5,012.50 |
| 09/15/2023 | Interest | 06368FAC3 | 1,000,000.00 | Bank of Montreal Note 1.25% Due 9/15/2026 | 0.00 | 6,250.00 | 6,250.00 |
| 09/15/2023 | Interest | 084664CZ2 | 725,000.00 | Berkshire Hathaway Callable Note Cont 2/15/2027 2.3% Due 3/15/2027 | 0.00 | 8,337.50 | 8,337.50 |
| 09/15/2023 | Interest | 09247XAN1 | 900,000.00 | Blackrock Inc Note 3.2% Due 3/15/2027 | 0.00 | 14,400.00 | 14,400.00 |
| 09/15/2023 | Interest | 24422EWK1 | 875,000.00 | John Deere Capital Corp Note 4.15% Due 9/15/2027 | 0.00 | 18,156.25 | 18,156.25 |
| 09/15/2023 | Paydown | 44935FAD6 | 145,000.00 | Hyundai Auto Receivables Trust 2021-C A3 0.74% Due 5/15/2026 | 7,242.15 | 76.02 | 7,318.17 |
| 09/15/2023 | Paydown | 47787JAC2 | 255,000.00 | John Deere Owner Trust 2022-A A3 2.32% Due 9/16/2026 | 0.00 | 493.00 | 493.00 |
| 09/15/2023 | Paydown | 47800AAC4 | 265,000.00 | John Deere Owner Trust 2022-B A3 3.74% Due 2/16/2027 | 0.00 | 825.92 | 825.92 |
| 09/15/2023 | Paydown | 47800BAC2 | 340,000.00 | John Deere Owner Trust 2022-C A3 5.09% Due 6/15/2027 | 0.00 | 1,442.17 | 1,442.17 |
| 09/15/2023 | Paydown | 02582JIT8 | 555,000.00 | American Express Credit Trust 2022-2 A 3.39% Due 5/17/2027 | 0.00 | 1,567.88 | 1,567.88 |
| 09/15/2023 | Paydown | 43815BAC4 | 330,000.00 | Honda Auto Receivables Trust 2022-1 A3 1.88% Due 5/15/2026 | 0.00 | 517.00 | 517.00 |
| 09/15/2023 | Paydown | 47787NAC3 | 56,946.82 | John Deere Owner Trust 2020-B A3 0.51% Due 11/15/2024 | 4,205.48 | 8.94 | 4,214.42 |
| 09/15/2023 | Paydown | 47789QAC4 | 260,000.00 | John Deere Owner Trust 2021-B A3 0.52% Due 3/16/2026 | 11,297.09 | 93.09 | 11,390.18 |
| 09/15/2023 | Paydown | 58768PAC8 | 605,000.00 | Mercedes-Benz Auto Receivables 2022-1 A3 5.21% Due 8/16/2027 | 0.00 | 2,626.71 | 2,626.71 |
| 09/15/2023 | Paydown | 58769KAD6 | 305,000.00 | Mercedes-Benz Auto Lease Trust 2021-B A3 0.4% Due 11/15/2024 | 25,420.16 | 42.37 | 25,462.53 |

Cash Flow Report

As of December 31, 2022



| Payment Date | Transaction Type | CUSIP | Quantity | Security Description | Principal Amount | Income | Total Amount |
|-----------------|------------------|-----------|--------------|---|---------------------|-------------------|---------------------|
| 09/15/2023 | Paydown | 89238FAD5 | 220,000.00 | Toyota Auto Receivables OT 2022-B A3 2.93% Due 9/15/2026 | 0.00 | 537.17 | 537.17 |
| 09/15/2023 | Paydown | 89240BAC2 | 388,103.13 | Toyota Auto Receivables Owners 2021-A A3 0.26% Due 5/15/2025 | 25,770.41 | 39.12 | 25,809.53 |
| 09/15/2023 | Paydown | 44934KAC8 | 555,000.00 | Hyundai Auto Receivables Trust 2021-B A3 0.38% Due 1/15/2026 | 27,743.64 | 114.27 | 27,857.91 |
| 09/15/2023 | Paydown | 47788UAC6 | 191,884.49 | John Deere Owner Trust 2021-A A3 0.36% Due 9/15/2025 | 8,491.41 | 35.74 | 8,527.15 |
| 09/17/2023 | Interest | 931142ER0 | 155,000.00 | Wal-Mart Stores Callable Note Cont 08/17/2026 1.05% Due 9/17/2026 | 0.00 | 813.75 | 813.75 |
| 09/18/2023 | Interest | 808513BN4 | 1,000,000.00 | Charles Schwab Corp Callable Note Cont 2/18/2024 0.75% Due 3/18/2024 | 0.00 | 3,750.00 | 3,750.00 |
| 09/21/2023 | Paydown | 43815GAC3 | 205,000.00 | Honda Auto Receivables Trust 2021-4 A3 0.88% Due 1/21/2026 | 9,304.05 | 123.06 | 9,427.11 |
| 09/21/2023 | Paydown | 43813GAC5 | 108,692.57 | Honda Auto Receivables Trust 2021-1 A3 0.27% Due 4/21/2025 | 7,247.92 | 11.42 | 7,259.34 |
| 09/23/2023 | Interest | 3137EAEX3 | 2,085,000.00 | FHLMC Note 0.375% Due 9/23/2025 | 0.00 | 3,909.38 | 3,909.38 |
| 09/25/2023 | Paydown | 05602RAD3 | 215,000.00 | BMW Vehicle Owner Trust 2022-A A3 3.21% Due 8/25/2026 | 0.00 | 575.13 | 575.13 |
| 09/25/2023 | Paydown | 09690AAC7 | 185,177.00 | BMW Vehicle Lease Trust 2021-2 A3 0.33% Due 12/26/2024 | 15,296.18 | 16.83 | 15,313.01 |
| 09/25/2023 | Paydown | 05601XAC3 | 200,000.00 | BMW Vehicle Lease Trust 2022-1 A3 1.1% Due 3/25/2025 | 18,100.74 | 117.68 | 18,218.42 |
| 09/30/2023 | Interest | 9128282Y5 | 1,525,000.00 | US Treasury Note 2.125% Due 9/30/2024 | 0.00 | 16,203.13 | 16,203.13 |
| 09/30/2023 | Interest | 91282CFM8 | 1,800,000.00 | US Treasury Note 4.125% Due 9/30/2027 | 0.00 | 37,125.00 | 37,125.00 |
| 09/30/2023 | Interest | 91282CBT7 | 1,660,000.00 | US Treasury Note 0.75% Due 3/31/2026 | 0.00 | 6,225.00 | 6,225.00 |
| SEP 2023 | | | | | 3,160,119.23 | 197,264.78 | 3,357,384.01 |
| 10/15/2023 | Paydown | 43815BAC4 | 330,000.00 | Honda Auto Receivables Trust 2022-1 A3 1.88% Due 5/15/2026 | 15,823.43 | 517.00 | 16,340.43 |

Cash Flow Report

As of December 31, 2022



| Payment Date | Transaction Type | CUSIP | Quantity | Security Description | Principal Amount | Income | Total Amount |
|--------------|------------------|-----------|--------------|---|------------------|----------|--------------|
| 10/15/2023 | Paydown | 44934KAC8 | 555,000.00 | Hyundai Auto Receivables Trust 2021-B A3 0.38% Due 1/15/2026 | 27,746.18 | 105.49 | 27,851.67 |
| 10/15/2023 | Paydown | 58768PAC8 | 605,000.00 | Mercedes-Benz Auto Receivables 2022-1 A3 5.21% Due 8/16/2027 | 0.00 | 2,626.71 | 2,626.71 |
| 10/15/2023 | Paydown | 44935FAD6 | 145,000.00 | Hyundai Auto Receivables Trust 2021-C A3 0.74% Due 5/15/2026 | 7,243.35 | 71.56 | 7,314.91 |
| 10/15/2023 | Paydown | 47787JAC2 | 255,000.00 | John Deere Owner Trust 2022-A A3 2.32% Due 9/16/2026 | 10,469.03 | 493.00 | 10,962.03 |
| 10/15/2023 | Paydown | 47800AAC4 | 265,000.00 | John Deere Owner Trust 2022-B A3 3.74% Due 2/16/2027 | 0.00 | 825.92 | 825.92 |
| 10/15/2023 | Paydown | 47800BAC2 | 340,000.00 | John Deere Owner Trust 2022-C A3 5.09% Due 6/15/2027 | 0.00 | 1,442.17 | 1,442.17 |
| 10/15/2023 | Paydown | 02582JIT8 | 555,000.00 | American Express Credit Trust 2022-2 A 3.39% Due 5/17/2027 | 0.00 | 1,567.88 | 1,567.88 |
| 10/15/2023 | Paydown | 47787NAC3 | 56,946.82 | John Deere Owner Trust 2020-B A3 0.51% Due 11/15/2024 | 4,207.12 | 7.16 | 4,214.28 |
| 10/15/2023 | Paydown | 47788UAC6 | 191,884.49 | John Deere Owner Trust 2021-A A3 0.36% Due 9/15/2025 | 8,494.17 | 33.19 | 8,527.36 |
| 10/15/2023 | Paydown | 47789QAC4 | 260,000.00 | John Deere Owner Trust 2021-B A3 0.52% Due 3/16/2026 | 11,298.13 | 88.19 | 11,386.32 |
| 10/15/2023 | Paydown | 89238FAD5 | 220,000.00 | Toyota Auto Receivables OT 2022-B A3 2.93% Due 9/15/2026 | 0.00 | 537.17 | 537.17 |
| 10/15/2023 | Paydown | 89240BAC2 | 388,103.13 | Toyota Auto Receivables Owners 2021-A A3 0.26% Due 5/15/2025 | 25,778.78 | 33.54 | 25,812.32 |
| 10/15/2023 | Paydown | 58769KAD6 | 305,000.00 | Mercedes-Benz Auto Lease Trust 2021-B A3 0.4% Due 11/15/2024 | 25,422.49 | 33.90 | 25,456.39 |
| 10/21/2023 | Paydown | 43815GAC3 | 205,000.00 | Honda Auto Receivables Trust 2021-4 A3 0.88% Due 1/21/2026 | 9,306.23 | 116.23 | 9,422.46 |
| 10/21/2023 | Paydown | 43813GAC5 | 108,692.57 | Honda Auto Receivables Trust 2021-1 A3 0.27% Due 4/21/2025 | 7,249.67 | 9.79 | 7,259.46 |
| 10/22/2023 | Interest | 3135G03U5 | 1,760,000.00 | FNMA Note 0.625% Due 4/22/2025 | 0.00 | 5,500.00 | 5,500.00 |
| 10/25/2023 | Paydown | 05601XAC3 | 200,000.00 | BMW Vehicle Lease Trust 2022-1 A3 1.1% Due 3/25/2025 | 18,180.08 | 101.09 | 18,281.17 |

Cash Flow Report

As of December 31, 2022



| Payment Date | Transaction Type | CUSIP | Quantity | Security Description | Principal Amount | Income | Total Amount |
|-----------------|------------------|-----------|--------------|--|-------------------|------------------|-------------------|
| 10/25/2023 | Paydown | 05602RAD3 | 215,000.00 | BMW Vehicle Owner Trust 2022-A A3 3.21% Due 8/25/2026 | 22,792.09 | 575.13 | 23,367.22 |
| 10/25/2023 | Paydown | 09690AAC7 | 185,177.00 | BMW Vehicle Lease Trust 2021-2 A3 0.33% Due 12/26/2024 | 15,299.87 | 12.63 | 15,312.50 |
| 10/31/2023 | Interest | 91282CFU0 | 2,000,000.00 | US Treasury Note 4.125% Due 10/31/2027 | 0.00 | 41,250.00 | 41,250.00 |
| 10/31/2023 | Interest | 91282CEN7 | 1,275,000.00 | US Treasury Note 2.75% Due 4/30/2027 | 0.00 | 17,531.25 | 17,531.25 |
| OCT 2023 | | | | | 209,310.62 | 73,479.00 | 282,789.62 |
| 11/01/2023 | Interest | 78015K7C2 | 750,000.00 | Royal Bank of Canada Note 2.25% Due 11/1/2024 | 0.00 | 8,437.50 | 8,437.50 |
| 11/07/2023 | Interest | 3135G06G3 | 1,385,000.00 | FNMA Note 0.5% Due 11/7/2025 | 0.00 | 3,462.50 | 3,462.50 |
| 11/10/2023 | Interest | 665859AW4 | 800,000.00 | Northern Trust Company Callable Note Cont 4/10/2027 4% Due 5/10/2027 | 0.00 | 16,000.00 | 16,000.00 |
| 11/12/2023 | Interest | 023135BW5 | 500,000.00 | Amazon.com Inc Note 0.45% Due 5/12/2024 | 0.00 | 1,125.00 | 1,125.00 |
| 11/13/2023 | Interest | 14913R2V8 | 295,000.00 | Caterpillar Financial Service Note 3.4% Due 5/13/2025 | 0.00 | 5,015.00 | 5,015.00 |
| 11/15/2023 | Interest | 91324PEC2 | 785,000.00 | United Health Group Inc Callable Note Cont 4/15/2026 1.15% Due 5/15/2026 | 0.00 | 4,513.75 | 4,513.75 |
| 11/15/2023 | Interest | 912828WJ5 | 1,125,000.00 | US Treasury Note 2.5% Due 5/15/2024 | 0.00 | 14,062.50 | 14,062.50 |
| 11/15/2023 | Paydown | 02582JIT8 | 555,000.00 | American Express Credit Trust 2022-2 A 3.39% Due 5/17/2027 | 0.00 | 1,567.88 | 1,567.88 |
| 11/15/2023 | Paydown | 44935FAD6 | 145,000.00 | Hyundai Auto Receivables Trust 2021-C A3 0.74% Due 5/15/2026 | 7,244.56 | 67.09 | 7,311.65 |
| 11/15/2023 | Paydown | 47787JAC2 | 255,000.00 | John Deere Owner Trust 2022-A A3 2.32% Due 9/16/2026 | 10,482.47 | 472.76 | 10,955.23 |
| 11/15/2023 | Paydown | 47787NAC3 | 56,946.82 | John Deere Owner Trust 2020-B A3 0.51% Due 11/15/2024 | 4,208.77 | 5.37 | 4,214.14 |

Cash Flow Report

As of December 31, 2022



| Payment Date | Transaction Type | CUSIP | Quantity | Security Description | Principal Amount | Income | Total Amount |
|--------------|------------------|-----------|--------------|---|------------------|----------|--------------|
| 11/15/2023 | Paydown | 47789QAC4 | 260,000.00 | John Deere Owner Trust 2021-B A3 0.52% Due 3/16/2026 | 11,299.16 | 83.30 | 11,382.46 |
| 11/15/2023 | Paydown | 89238FAD5 | 220,000.00 | Toyota Auto Receivables OT 2022-B A3 2.93% Due 9/15/2026 | 10,268.46 | 537.17 | 10,805.63 |
| 11/15/2023 | Paydown | 89240BAC2 | 388,103.13 | Toyota Auto Receivables Owners 2021-A A3 0.26% Due 5/15/2025 | 25,787.17 | 27.95 | 25,815.12 |
| 11/15/2023 | Paydown | 43815BAC4 | 330,000.00 | Honda Auto Receivables Trust 2022-1 A3 1.88% Due 5/15/2026 | 15,892.79 | 492.21 | 16,385.00 |
| 11/15/2023 | Paydown | 47800AAC4 | 265,000.00 | John Deere Owner Trust 2022-B A3 3.74% Due 2/16/2027 | 0.00 | 825.92 | 825.92 |
| 11/15/2023 | Paydown | 47800BAC2 | 340,000.00 | John Deere Owner Trust 2022-C A3 5.09% Due 6/15/2027 | 0.00 | 1,442.17 | 1,442.17 |
| 11/15/2023 | Paydown | 58768PAC8 | 605,000.00 | Mercedes-Benz Auto Receivables 2022-1 A3 5.21% Due 8/16/2027 | 0.00 | 2,626.71 | 2,626.71 |
| 11/15/2023 | Paydown | 44934KAC8 | 555,000.00 | Hyundai Auto Receivables Trust 2021-B A3 0.38% Due 1/15/2026 | 27,748.73 | 96.70 | 27,845.43 |
| 11/15/2023 | Paydown | 47788UAC6 | 191,884.49 | John Deere Owner Trust 2021-A A3 0.36% Due 9/15/2025 | 8,496.93 | 30.64 | 8,527.57 |
| 11/15/2023 | Paydown | 58769KAD6 | 305,000.00 | Mercedes-Benz Auto Lease Trust 2021-B A3 0.4% Due 11/15/2024 | 25,424.82 | 25.43 | 25,450.25 |
| 11/21/2023 | Paydown | 43815GAC3 | 205,000.00 | Honda Auto Receivables Trust 2021-4 A3 0.88% Due 1/21/2026 | 9,308.39 | 109.41 | 9,417.80 |
| 11/21/2023 | Paydown | 43813GAC5 | 108,692.57 | Honda Auto Receivables Trust 2021-1 A3 0.27% Due 4/21/2025 | 7,251.42 | 8.16 | 7,259.58 |
| 11/25/2023 | Paydown | 05601XAC3 | 200,000.00 | BMW Vehicle Lease Trust 2022-1 A3 1.1% Due 3/25/2025 | 18,259.77 | 84.43 | 18,344.20 |
| 11/25/2023 | Paydown | 05602RAD3 | 215,000.00 | BMW Vehicle Owner Trust 2022-A A3 3.21% Due 8/25/2026 | 21,551.98 | 514.16 | 22,066.14 |
| 11/25/2023 | Paydown | 09690AAC7 | 185,177.00 | BMW Vehicle Lease Trust 2021-2 A3 0.33% Due 12/26/2024 | 15,303.57 | 8.42 | 15,311.99 |
| 11/30/2023 | Interest | 91282CDK4 | 1,400,000.00 | US Treasury Note 1.25% Due 11/30/2026 | 0.00 | 8,750.00 | 8,750.00 |
| 11/30/2023 | Interest | 912828YV6 | 1,300,000.00 | US Treasury Note 1.5% Due 11/30/2024 | 0.00 | 9,750.00 | 9,750.00 |

Cash Flow Report

As of December 31, 2022



| Payment Date | Transaction Type | CUSIP | Quantity | Security Description | Principal Amount | Income | Total Amount |
|-----------------|------------------|-----------|--------------|--|-------------------|------------------|-------------------|
| 11/30/2023 | Interest | 91282CCF6 | 1,200,000.00 | US Treasury Note 0.75% Due 5/31/2026 | 0.00 | 4,500.00 | 4,500.00 |
| NOV 2023 | | | | | 218,528.99 | 84,642.13 | 303,171.12 |
| 12/01/2023 | Interest | 023135CP9 | 445,000.00 | Amazon.com Inc Callable Note Cont 11/1/2027 4.55% Due 12/1/2027 | 0.00 | 10,123.75 | 10,123.75 |
| 12/08/2023 | Maturity | 3130A0F70 | 1,350,000.00 | FHLB Note 3.375% Due 12/8/2023 | 1,350,000.00 | 22,781.25 | 1,372,781.25 |
| 12/13/2023 | Interest | 3130AJKW8 | 675,000.00 | FHLB Note 0.5% Due 6/13/2025 | 0.00 | 1,687.50 | 1,687.50 |
| 12/14/2023 | Interest | 3130A1XJ2 | 1,100,000.00 | FHLB Note 2.875% Due 6/14/2024 | 0.00 | 15,812.50 | 15,812.50 |
| 12/15/2023 | Interest | 63743HFE7 | 190,000.00 | National Rural Utilities Note 3.45% Due 6/15/2025 | 0.00 | 3,277.50 | 3,277.50 |
| 12/15/2023 | Paydown | 89238FAD5 | 220,000.00 | Toyota Auto Receivables OT 2022-B A3 2.93% Due 9/15/2026 | 10,288.98 | 512.09 | 10,801.07 |
| 12/15/2023 | Paydown | 89240BAC2 | 388,103.13 | Toyota Auto Receivables Owners 2021-A A3 0.26% Due 5/15/2025 | 25,795.54 | 22.37 | 25,817.91 |
| 12/15/2023 | Paydown | 02582JIT8 | 555,000.00 | American Express Credit Trust 2022-2 A 3.39% Due 5/17/2027 | 0.00 | 1,567.88 | 1,567.88 |
| 12/15/2023 | Paydown | 47787NAC3 | 56,946.82 | John Deere Owner Trust 2020-B A3 0.51% Due 11/15/2024 | 4,210.42 | 3.58 | 4,214.00 |
| 12/15/2023 | Paydown | 47788UAC6 | 191,884.49 | John Deere Owner Trust 2021-A A3 0.36% Due 9/15/2025 | 8,499.69 | 28.09 | 8,527.78 |
| 12/15/2023 | Paydown | 47789QAC4 | 260,000.00 | John Deere Owner Trust 2021-B A3 0.52% Due 3/16/2026 | 11,300.20 | 78.40 | 11,378.60 |
| 12/15/2023 | Paydown | 43815BAC4 | 330,000.00 | Honda Auto Receivables Trust 2022-1 A3 1.88% Due 5/15/2026 | 15,962.45 | 467.31 | 16,429.76 |
| 12/15/2023 | Paydown | 44934KAC8 | 555,000.00 | Hyundai Auto Receivables Trust 2021-B A3 0.38% Due 1/15/2026 | 27,751.26 | 87.92 | 27,839.18 |
| 12/15/2023 | Paydown | 47800AAC4 | 265,000.00 | John Deere Owner Trust 2022-B A3 3.74% Due 2/16/2027 | 0.00 | 825.92 | 825.92 |
| 12/15/2023 | Paydown | 47800BAC2 | 340,000.00 | John Deere Owner Trust 2022-C A3 5.09% Due 6/15/2027 | 0.00 | 1,442.17 | 1,442.17 |

Cash Flow Report

As of December 31, 2022



| Payment Date | Transaction Type | CUSIP | Quantity | Security Description | Principal Amount | Income | Total Amount |
|-----------------|------------------|-----------|--------------|---|----------------------|---------------------|----------------------|
| 12/15/2023 | Paydown | 58768PAC8 | 605,000.00 | Mercedes-Benz Auto Receivables 2022-1 A3 5.21% Due 8/16/2027 | 0.00 | 2,626.71 | 2,626.71 |
| 12/15/2023 | Paydown | 44935FAD6 | 145,000.00 | Hyundai Auto Receivables Trust 2021-C A3 0.74% Due 5/15/2026 | 7,245.77 | 62.62 | 7,308.39 |
| 12/15/2023 | Paydown | 47787JAC2 | 255,000.00 | John Deere Owner Trust 2022-A A3 2.32% Due 9/16/2026 | 10,495.92 | 452.49 | 10,948.41 |
| 12/15/2023 | Paydown | 58769KAD6 | 305,000.00 | Mercedes-Benz Auto Lease Trust 2021-B A3 0.4% Due 11/15/2024 | 25,427.15 | 16.95 | 25,444.10 |
| 12/17/2023 | Interest | 3135G04Z3 | 1,065,000.00 | FNMA Note 0.5% Due 6/17/2025 | 0.00 | 2,662.50 | 2,662.50 |
| 12/18/2023 | Interest | 89236TJK2 | 665,000.00 | Toyota Motor Credit Corp Note 1.125% Due 6/18/2026 | 0.00 | 3,740.63 | 3,740.63 |
| 12/21/2023 | Paydown | 43813GAC5 | 108,692.57 | Honda Auto Receivables Trust 2021-1 A3 0.27% Due 4/21/2025 | 7,253.17 | 6.53 | 7,259.70 |
| 12/21/2023 | Paydown | 43815GAC3 | 205,000.00 | Honda Auto Receivables Trust 2021-4 A3 0.88% Due 1/21/2026 | 9,310.57 | 102.58 | 9,413.15 |
| 12/25/2023 | Paydown | 05601XAC3 | 200,000.00 | BMW Vehicle Lease Trust 2022-1 A3 1.1% Due 3/25/2025 | 18,339.81 | 67.69 | 18,407.50 |
| 12/25/2023 | Paydown | 09690AAC7 | 185,177.00 | BMW Vehicle Lease Trust 2021-2 A3 0.33% Due 12/26/2024 | 15,307.27 | 4.21 | 15,311.48 |
| 12/25/2023 | Paydown | 05602RAD3 | 215,000.00 | BMW Vehicle Owner Trust 2022-A A3 3.21% Due 8/25/2026 | 20,309.48 | 456.50 | 20,765.98 |
| 12/31/2023 | Interest | 91282CEW7 | 445,000.00 | US Treasury Note 3.25% Due 6/30/2027 | 0.00 | 7,231.25 | 7,231.25 |
| 12/31/2023 | Interest | 91282CBC4 | 2,325,000.00 | US Treasury Note 0.375% Due 12/31/2025 | 0.00 | 4,359.38 | 4,359.38 |
| DEC 2023 | | | | | 1,567,497.68 | 80,508.27 | 1,648,005.95 |
| TOTAL | | | | | 10,671,255.85 | 1,485,302.36 | 12,156,558.21 |



Chandler Asset Management, Inc. ("Chandler") is an SEC registered investment adviser. For additional information about our firm, please see our current disclosures (Form ADV). To obtain a copy of our current disclosures, you may contact your client service representative by calling the number on the front of this statement or you may visit our website at www.chandlerasset.com.

Information contained in this monthly statement is confidential and is provided for informational purposes only and should not be construed as specific investment or legal advice. The information contained herein was obtained from sources believed to be reliable as of the date of this statement, but may become outdated or superseded at any time without notice.

Custody: Your qualified custodian bank maintains control of all assets reflected in this statement and we urge you to compare this statement to the one you receive from your qualified custodian. Chandler does not have any authority to withdraw or deposit funds from/to the custodian account.

Valuation: Prices are provided by IDC, an independent pricing source. In the event IDC does not provide a price or if the price provided is not reflective of fair market value, Chandler will obtain pricing from an alternative approved third party pricing source in accordance with our written valuation policy and procedures. Our valuation procedures are also disclosed in Item 5 of our Form ADV Part 2A.

Performance: Performance results are presented gross-of-advisory fees and represent the client's Total Return. The deduction of advisory fees lowers performance results. These results include the reinvestment of dividends and other earnings. Past performance may not be indicative of future results. Therefore, clients should not assume that future performance of any specific investment or investment strategy will be profitable or equal to past performance levels. All investment strategies have the potential for profit or loss. Economic factors, market conditions or changes in investment strategies, contributions or withdrawals may materially alter the performance and results of your portfolio.

Source ice Data Indices, LLC ("ICE"), used with permission. ICE PERMITS USE OF THE ICE INDICES AND RELATED DATA ON AN "AS IS" BASIS; ICE, ITS AFFILIATES AND THEIR RESPECTIVE THIRD PARTY SUPPLIERS DISCLAIM ANY AND ALL WARRANTIES AND REPRESENTATIONS, EXPRESS AND/OR IMPLIED, INCLUDING ANY WARRANTIES OF MERCHANTABILITY OR FITNESS FOR A PARTICULAR PURPOSE OR USE, INCLUDING THE INDICES, INDEX DATA AND ANY DATA INCLUDED IN, RELATED TO, OR DERIVED THEREFROM. NEITHER ICE DATA, ITS AFFILIATES OR THEIR RESPECTIVE THIRD PARTY PROVIDERS GUARANTEE THE QUALITY, ADEQUACY, ACCURACY, TIMELINESS OR COMPLETENESS OF THE INDICES OR THE INDEX DATA OR ANY COMPONENT THEREOF, AND THE INDICES AND INDEX DATA AND ALL COMPONENTS THEREOF ARE PROVIDED ON AN "AS IS" BASIS AND LICENSEE'S USE IS AT LICENSEE'S OWN RISK. ICE DATA, ITS AFFILIATES AND THEIR RESPECTIVE THIRD PARTY DO NOT SPONSOR, ENDORSE, OR RECOMMEND CHANDLER, OR ANY OF ITS PRODUCTS OR SERVICES.

Index returns assume reinvestment of all distributions. Historical performance results for investment indexes generally do not reflect the deduction of transaction and/or custodial charges or the deduction of an investment management fee, the incurrence of which would have the effect of decreasing historical performance results. It is not possible to invest directly in an index.

Ratings: Ratings information have been provided by Moody's, S&P and Fitch through data feeds we believe to be reliable as of the date of this statement, however we cannot guarantee its accuracy.

Security level ratings for U.S. Agency issued mortgage-backed securities ("MBS") reflect the issuer rating because the securities themselves are not rated. The issuing U.S. Agency guarantees the full and timely payment of both principal and interest and carries a AA+/Aaa/AAA by S&P, Moody's and Fitch respectively.

CITY OF COSTA MESA
SUMMARY OF CASH HELD IN TRUST
AS OF DECEMBER 31, 2022

Costa Mesa Financing Authority 2017 Lease Revenue Bonds

| Fund | Investment Type | Issuer | Maturity Date | Cost | Par | Market Value | Rate |
|--------------------------|----------------------------|----------------|---------------|----------------------|----------------------|----------------------|------|
| Construction Fund | U.S. Govt. Obligation Fund | First American | Open | \$ 315,852.31 | \$ 315,852.31 | \$ 315,852.31 | |
| Principal Fund | U.S. Govt. Obligation Fund | First American | Open | 373.30 | 373.30 | 373.30 | |
| Base Rental Payment Fund | U.S. Govt. Obligation Fund | First American | Open | 5,236.42 | 5,236.42 | 5,236.42 | |
| Interest Fund | U.S. Govt. Obligation Fund | First American | Open | 104.03 | 104.03 | 104.03 | |
| Ending Balances | | | | <u>\$ 321,566.06</u> | <u>\$ 321,566.06</u> | <u>\$ 321,566.06</u> | |

Housing Authority Fund

| Fund | Investment Type | Issuer | Maturity Date | Cost | Par | Market Value | Rate |
|-------------------------------|------------------|----------------------|---------------|---------------------|---------------------|---------------------|------|
| First Time Home Buyer Program | Checking Account | Farmers State Bank | Open | \$ 969.39 | \$ 969.39 | \$ 969.39 | (1) |
| Tenant Deposits | Checking Account | JP Morgan Chase Bank | Open | 17,831.00 | 17,831.00 | 17,831.00 | (1) |
| Tenant Deposits | Checking Account | Union Bank | Open | 4,000.00 | 4,000.00 | 4,000.00 | (1) |
| Ending Balances | | | | <u>\$ 22,800.39</u> | <u>\$ 22,800.39</u> | <u>\$ 22,800.39</u> | |

800 MHz Quarterly Reserve Fund

| Fund | Investment Type | Issuer | Maturity Date | Cost | Par | Market Value | Rate |
|---|-------------------|-------------------------------|---------------|----------------------|----------------------|----------------------|------|
| Cost Sharing Infrastructure/ Sustainability/(Reserve) Fund | Money Market Fund | Orange County Investment Pool | Open | \$ 540,921.90 | \$ 540,921.90 | \$ 540,921.90 | |
| Ending Balance | | | | <u>\$ 540,921.90</u> | <u>\$ 540,921.90</u> | <u>\$ 540,921.90</u> | |

Section 115 Pension Trust

Trustee: U.S. Bank

| Fund | Investment Type | Issuer | Maturity Date | Cost | Par | Market Value | Rate |
|---------------------------|---------------------|-----------------------------------|---------------|------------------------|------------------------|------------------------|------|
| Section 115 Pension Trust | Balanced Index PLUS | Public Agency Retirement Services | Open | \$ 1,558,267.18 | \$ 1,558,267.18 | \$ 1,558,267.18 | |
| Ending Balance | | | | <u>\$ 1,558,267.18</u> | <u>\$ 1,558,267.18</u> | <u>\$ 1,558,267.18</u> | |

R J Noble Co/Citywide Street Rehabilitation Project

Trustee: Banner Bank

| Fund | Investment Type | Issuer | Maturity Date | Cost | Par | Market Value | Rate |
|----------------------|------------------|-------------|---------------|----------------------|----------------------|----------------------|------|
| Escrow Account #3389 | Checking Account | Banner Bank | Open | \$ 127,166.98 | \$ 127,166.98 | \$ 127,166.98 | (1) |
| Ending Balances | | | | <u>\$ 127,166.98</u> | <u>\$ 127,166.98</u> | <u>\$ 127,166.98</u> | |

GRAND TOTALS \$ 2,570,722.51 \$ 2,570,722.51 \$ 2,570,722.51

Market Values provided by U.S. Bank Corporate Trust Services, Orange County Investment Pool, Union Bank, Banner Bank, and JP Morgan Chase Bank.

(1) Monthly rates/balances are not available. Balances are as of December 31, 2022.