

**RESOLUTION NO. 2022-69**

**A RESOLUTION OF THE CITY COUNCIL OF THE CITY OF COSTA MESA, CALIFORNIA, REVISING THE PAY RANGES FOR JOB CLASSIFICATIONS REPRESENTED BY THE COSTA MESA CITY EMPLOYEES ASSOCIATION PURSUANT TO THE 2022 - 2025 MEMORANDUM OF UNDERSTANDING.**

THE CITY COUNCIL OF THE CITY OF COSTA MESA, CALIFORNIA HEREBY FINDS, DETERMINES, AND DECLARES AS FOLLOWS:

WHEREAS, on June 7, 2022, the City Council adopted Resolution No. 2022-35, revising the pay ranges for job classifications represented by the Costa Mesa City Employees Association, effective June 19, 2022; and

WHEREAS, on September 6, 2022, the City Council adopted Resolution No. 2022-59, establishing the new job classification of Custody Supervisor and pay ranges for the new classification; and

WHEREAS, the City Council desires to repeal and replace Resolution No. 2022-35 and 2022-59 to revise the pay ranges for the classifications specified herein; and

NOW, THEREFORE, BE IT RESOLVED by the City Council of the City of Costa Mesa as follows:

SECTION 1. The following pay ranges and monthly rates of pay for the identified job classifications are hereby established and placed under the Basic Salary Administration Plan effective the pay period that includes pay date of January 6, 2023. The monthly rate of pay may also be in increments between the monthly minimum and maximum pay step.

Class Code	Class Title	Salary Plan	Grade	Step 1	Step 2	Step 3	Step 4	Step 5	Step 6	Step 7	
0062	Accountant	CMC	644	\$6,641	\$6,973	\$7,322	\$7,688	\$8,072	\$8,476	\$8,900	Monthly
				\$79,692	\$83,676	\$87,864	\$92,256	\$96,864	\$101,712	\$106,800	Annual
				\$38.31	\$40.23	\$42.24	\$44.35	\$46.57	\$48.90	\$51.35	Hourly
0061	Accounting Specialist I	CMC	577	\$4,197	\$4,407	\$4,627	\$4,858	\$5,101	\$5,356	\$5,624	Monthly
				\$50,364	\$52,884	\$55,524	\$58,296	\$61,212	\$64,272	\$67,488	Annual
				\$24.21	\$25.43	\$26.69	\$28.03	\$29.43	\$30.90	\$32.45	Hourly

0060	Accounting Specialist II	CMC	606	\$4,850	\$5,092	\$5,347	\$5,614	\$5,895	\$6,190	\$6,499	Monthly
				\$58,200	\$61,104	\$64,164	\$67,368	\$70,740	\$74,280	\$77,988	Annual
				\$27.98	\$29.38	\$30.85	\$32.39	\$34.01	\$35.71	\$37.49	Hourly
0066	Accounting Supervisor	CMC	697	\$7,753	\$8,141	\$8,548	\$8,975	\$9,424	\$9,895	\$10,390	Monthly
				\$93,036	\$97,692	\$102,576	\$107,700	\$113,088	\$118,740	\$124,680	Annual
				\$44.73	\$46.97	\$49.32	\$51.78	\$54.37	\$57.09	\$59.94	Hourly
0107	Active Transportation Coordinator	CMC	732	\$8,928	\$9,374	\$9,843	\$10,335	\$10,852	\$11,395	\$11,965	Monthly
				\$107,136	\$112,488	\$118,116	\$124,020	\$130,224	\$136,740	\$143,580	Annual
				\$51.51	\$54.08	\$56.79	\$59.63	\$62.61	\$65.74	\$69.03	Hourly
0013	Administrative Assistant	CMC	590	\$4,929	\$5,175	\$5,434	\$5,706	\$5,991	\$6,291	\$6,606	Monthly
				\$59,148	\$62,100	\$65,208	\$68,472	\$71,892	\$75,492	\$79,272	Annual
				\$28.44	\$29.86	\$31.35	\$32.92	\$34.56	\$36.29	\$38.11	Hourly
0469	Animal Control Officer	CMC	617	\$5,495	\$5,770	\$6,059	\$6,362	\$6,680	\$7,014	\$7,365	Monthly
				\$65,940	\$69,240	\$72,708	\$76,344	\$80,160	\$84,168	\$88,380	Annual
				\$31.70	\$33.29	\$34.96	\$36.70	\$38.54	\$40.47	\$42.49	Hourly
0307	Arts Specialist <b>See Revised</b>	CMC	733	<del>\$5,415</del>	<del>\$5,686</del>	<del>\$5,970</del>	<del>\$6,269</del>	<del>\$6,582</del>	<del>\$6,911</del>	<del>\$7,257</del>	Monthly
				<del>\$64,980</del>	<del>\$68,232</del>	<del>\$71,640</del>	<del>\$75,228</del>	<del>\$78,984</del>	<del>\$82,932</del>	<del>\$87,084</del>	Annual
				<del>\$31.24</del>	<del>\$32.80</del>	<del>\$34.44</del>	<del>\$36.17</del>	<del>\$37.97</del>	<del>\$39.87</del>	<del>\$41.87</del>	Hourly
0103	Assistant Engineer	CMC	672	\$6,866	\$7,209	\$7,569	\$7,947	\$8,344	\$8,761	\$9,199	Monthly
				\$82,392	\$86,508	\$90,828	\$95,364	\$100,128	\$105,132	\$110,388	Annual
				\$39.61	\$41.59	\$43.67	\$45.85	\$48.14	\$50.54	\$53.07	Hourly
0217	Assistant Fire Marshal	CMC	897	\$6,825	\$7,166	\$7,524	\$7,900	\$8,295	\$8,710	\$9,146	Monthly
				\$81,900	\$85,992	\$90,288	\$94,800	\$99,540	\$104,520	\$109,752	Annual
				\$39.38	\$41.34	\$43.41	\$45.58	\$47.86	\$50.25	\$52.77	Hourly
0151	Assistant Planner	CMC	889	\$6,340	\$6,657	\$6,990	\$7,339	\$7,706	\$8,091	\$8,496	Monthly
				\$76,080	\$79,884	\$83,880	\$88,068	\$92,472	\$97,092	\$101,952	Annual
				\$36.58	\$38.41	\$40.33	\$42.34	\$44.46	\$46.68	\$49.02	Hourly
0301	Assistant Recreation Supervisor <b>See Recreation Supervisor</b>	CMC	625	\$5,415	\$5,686	\$5,970	\$6,269	\$6,582	\$6,911	\$7,257	Monthly
				\$64,980	\$68,232	\$71,640	\$75,228	\$78,984	\$82,932	\$87,084	Annual
				\$31.24	\$32.80	\$34.44	\$36.17	\$37.97	\$39.87	\$41.87	Hourly

0808	Assistant Storekeeper	CMC	571	\$4,190	\$4,399	\$4,619	\$4,850	\$5,093	\$5,348	\$5,615	Monthly
				\$50,280	\$52,788	\$55,428	\$58,200	\$61,116	\$64,176	\$67,380	Annual
				\$24.17	\$25.38	\$26.65	\$27.98	\$29.38	\$30.85	\$32.39	Hourly
0104	Associate Engineer	CMC	699	\$8,604	\$9,034	\$9,486	\$9,960	\$10,458	\$10,981	\$11,530	Monthly
				\$103,248	\$108,408	\$113,832	\$119,520	\$125,496	\$131,772	\$138,360	Annual
				\$49.64	\$52.12	\$54.73	\$57.46	\$60.33	\$63.35	\$66.52	Hourly
0152	Associate Planner	CMC	649	\$7,291	\$7,656	\$8,039	\$8,441	\$8,863	\$9,306	\$9,771	Monthly
				\$87,492	\$91,872	\$96,468	\$101,292	\$106,356	\$111,672	\$117,252	Annual
				\$42.06	\$44.17	\$46.38	\$48.70	\$51.13	\$53.69	\$56.37	Hourly
0132	Building Inspector I	CMC	643	\$6,448	\$6,770	\$7,109	\$7,464	\$7,837	\$8,229	\$8,640	Monthly
				\$77,376	\$81,240	\$85,308	\$89,568	\$94,044	\$98,748	\$103,680	Annual
				\$37.20	\$39.06	\$41.01	\$43.06	\$45.21	\$47.48	\$49.85	Hourly
0138	Building Inspector II	CMC	866	\$6,770	\$7,109	\$7,464	\$7,837	\$8,229	\$8,640	\$9,072	Monthly
				\$81,240	\$85,308	\$89,568	\$94,044	\$98,748	\$103,680	\$108,864	Annual
				\$39.06	\$41.01	\$43.06	\$45.21	\$47.48	\$49.85	\$52.34	Hourly
0130	Building Technician I	CMC	581	\$4,590	\$4,820	\$5,061	\$5,314	\$5,580	\$5,859	\$6,152	Monthly
				\$55,080	\$57,840	\$60,732	\$63,768	\$66,960	\$70,308	\$73,824	Annual
				\$26.48	\$27.81	\$29.20	\$30.66	\$32.19	\$33.80	\$35.49	Hourly
0131	Building Technician II	CMC	613	\$5,386	\$5,655	\$5,938	\$6,235	\$6,547	\$6,874	\$7,218	Monthly
				\$64,632	\$67,860	\$71,256	\$74,820	\$78,564	\$82,488	\$86,616	Annual
				\$31.07	\$32.63	\$34.26	\$35.97	\$37.77	\$39.66	\$41.64	Hourly
0088	Business License Inspector	CMC	850	\$4,850	\$5,093	\$5,348	\$5,615	\$5,896	\$6,191	\$6,501	Monthly
				\$58,200	\$61,116	\$64,176	\$67,380	\$70,752	\$74,292	\$78,012	Annual
				\$27.98	\$29.38	\$30.85	\$32.39	\$34.02	\$35.72	\$37.51	Hourly
0051	Buyer	CMC	857	\$5,539	\$5,816	\$6,107	\$6,412	\$6,733	\$7,070	\$7,424	Monthly
				\$66,468	\$69,792	\$73,284	\$76,944	\$80,796	\$84,840	\$89,088	Annual
				\$31.96	\$33.55	\$35.23	\$36.99	\$38.84	\$40.79	\$42.83	Hourly
0035	Central Services Supervisor	CMC	655	\$6,086	\$6,390	\$6,710	\$7,046	\$7,398	\$7,768	\$8,156	Monthly
				\$73,032	\$76,680	\$80,520	\$84,552	\$88,776	\$93,216	\$97,872	Annual
				\$35.11	\$36.87	\$38.71	\$40.65	\$42.68	\$44.82	\$47.05	Hourly

0123	Chief Construction Inspector	CMC	662	\$6,415	\$6,736	\$7,073	\$7,427	\$7,798	\$8,188	\$8,597	Monthly
				\$76,980	\$80,832	\$84,876	\$89,124	\$93,576	\$98,256	\$103,164	Annual
				\$37.01	\$38.86	\$40.81	\$42.85	\$44.99	\$47.24	\$49.60	Hourly
0110	Chief Plans Examiner	CMC	718	\$9,732	\$10,219	\$10,730	\$11,267	\$11,830	\$12,421	\$13,042	Monthly
				\$116,784	\$122,628	\$128,760	\$135,204	\$141,960	\$149,052	\$156,504	Annual
				\$56.15	\$58.96	\$61.90	\$65.00	\$68.25	\$71.66	\$75.24	Hourly
0126	Chief of Code Enforcement	CMC	664	\$6,477	\$6,801	\$7,141	\$7,498	\$7,873	\$8,267	\$8,680	Monthly
				\$77,724	\$81,612	\$85,692	\$89,976	\$94,476	\$99,204	\$104,160	Annual
				\$37.37	\$39.24	\$41.20	\$43.26	\$45.42	\$47.69	\$50.08	Hourly
0128	Chief of Inspection	CMC	681	\$8,190	\$8,600	\$9,030	\$9,482	\$9,956	\$10,454	\$10,977	Monthly
				\$98,280	\$103,200	\$108,360	\$113,784	\$119,472	\$125,448	\$131,724	Annual
				\$47.25	\$49.62	\$52.10	\$54.70	\$57.44	\$60.31	\$63.33	Hourly
0466	Civilian Investigator	CMC	628	\$5,697	\$5,982	\$6,281	\$6,595	\$6,925	\$7,271	\$7,635	Monthly
				\$68,364	\$71,784	\$75,372	\$79,140	\$83,100	\$87,252	\$91,620	Annual
				\$32.87	\$34.51	\$36.24	\$38.05	\$39.95	\$41.95	\$44.05	Hourly
0120	Code Enforcement Officer	CMC	626	\$5,361	\$5,629	\$5,910	\$6,206	\$6,516	\$6,842	\$7,184	Monthly
				\$64,332	\$67,548	\$70,920	\$74,472	\$78,192	\$82,104	\$86,208	Annual
				\$30.93	\$32.48	\$34.10	\$35.80	\$37.59	\$39.47	\$41.45	Hourly
0430	Communications Installer	CMC	858	\$5,241	\$5,503	\$5,778	\$6,067	\$6,370	\$6,688	\$7,022	Monthly
				\$62,892	\$66,036	\$69,336	\$72,804	\$76,440	\$80,256	\$84,264	Annual
				\$30.24	\$31.75	\$33.33	\$35.00	\$36.75	\$38.58	\$40.51	Hourly
0231	Communications Officer	CMC	616	\$5,692	\$5,977	\$6,276	\$6,590	\$6,920	\$7,266	\$7,629	Monthly
				\$68,304	\$71,724	\$75,312	\$79,080	\$83,040	\$87,192	\$91,548	Annual
				\$32.84	\$34.48	\$36.21	\$38.02	\$39.92	\$41.92	\$44.01	Hourly
0232	Communications Supervisor	CMC	645	\$6,577	\$6,906	\$7,251	\$7,614	\$7,995	\$8,395	\$8,815	Monthly
				\$78,924	\$82,872	\$87,012	\$91,368	\$95,940	\$100,740	\$105,780	Annual
				\$37.94	\$39.84	\$41.83	\$43.93	\$46.13	\$48.43	\$50.86	Hourly
0611	Community Outreach Supervisor	CMC	900	\$6,644	\$6,976	\$7,325	\$7,691	\$8,076	\$8,480	\$8,904	Monthly
				\$79,728	\$83,712	\$87,900	\$92,292	\$96,912	\$101,760	\$106,848	Annual
				\$38.33	\$40.25	\$42.26	\$44.37	\$46.59	\$48.92	\$51.37	Hourly

0610	Community Outreach Worker	CMC	893	\$5,076	\$5,330	\$5,596	\$5,876	\$6,170	\$6,479	\$6,803	Monthly
				\$60,912	\$63,960	\$67,152	\$70,512	\$74,040	\$77,748	\$81,636	Annual
				\$29.28	\$30.75	\$32.28	\$33.90	\$35.60	\$37.38	\$39.25	Hourly
0703	Community Services Specialist	CMC	582	\$4,616	\$4,847	\$5,089	\$5,343	\$5,610	\$5,890	\$6,185	Monthly
				\$55,392	\$58,164	\$61,068	\$64,116	\$67,320	\$70,680	\$74,220	Annual
				\$26.63	\$27.96	\$29.36	\$30.83	\$32.37	\$33.98	\$35.68	Hourly
0121	Construction Inspector	CMC	867	\$5,835	\$6,127	\$6,433	\$6,755	\$7,093	\$7,448	\$7,820	Monthly
				\$70,020	\$73,524	\$77,196	\$81,060	\$85,116	\$89,376	\$93,840	Annual
				\$33.66	\$35.35	\$37.11	\$38.97	\$40.92	\$42.97	\$45.12	Hourly
0100	Contract Administrator	CMC	691	\$7,546	\$7,923	\$8,319	\$8,735	\$9,172	\$9,631	\$10,113	Monthly
				\$90,552	\$95,076	\$99,828	\$104,820	\$110,064	\$115,572	\$121,356	Annual
				\$43.53	\$45.71	\$47.99	\$50.39	\$52.92	\$55.56	\$58.34	Hourly
0706	Court Liaison Officer	CMC	854	\$5,495	\$5,770	\$6,059	\$6,362	\$6,680	\$7,014	\$7,365	Monthly
				\$65,940	\$69,240	\$72,708	\$76,344	\$80,160	\$84,168	\$88,380	Annual
				\$31.70	\$33.29	\$34.96	\$36.70	\$38.54	\$40.47	\$42.49	Hourly
0099	Crime Analyst	CMC	859	\$5,697	\$5,982	\$6,281	\$6,595	\$6,925	\$7,271	\$7,635	Monthly
				\$68,364	\$71,784	\$75,372	\$79,140	\$83,100	\$87,252	\$91,620	Annual
				\$32.87	\$34.51	\$36.24	\$38.05	\$39.95	\$41.95	\$44.05	Hourly
0467	Crime Prevention Specialist	CMC	852	\$5,389	\$5,658	\$5,941	\$6,238	\$6,550	\$6,877	\$7,221	Monthly
				\$64,668	\$67,896	\$71,292	\$74,856	\$78,600	\$82,524	\$86,652	Annual
				\$31.09	\$32.64	\$34.28	\$35.99	\$37.79	\$39.68	\$41.66	Hourly
0189	Crime Scene Investigation Supervisor	CMC	50	\$8,247	\$8,659	\$9,092	\$9,547	\$10,024	\$10,525	\$11,051	Monthly
				\$98,964	\$103,908	\$109,104	\$114,564	\$120,288	\$126,300	\$132,612	Annual
				\$47.58	\$49.96	\$52.45	\$55.08	\$57.83	\$60.72	\$63.76	Hourly
0465	Crime Scene Investigator	CMC	638	\$5,586	\$5,865	\$6,158	\$6,466	\$6,789	\$7,128	\$7,484	Monthly
				\$67,032	\$70,380	\$73,896	\$77,592	\$81,468	\$85,536	\$89,808	Annual
				\$32.23	\$33.84	\$35.53	\$37.30	\$39.17	\$41.12	\$43.18	Hourly
0705	Custody Officer	CMC	854	\$5,495	\$5,770	\$6,059	\$6,362	\$6,680	\$7,014	\$7,365	Monthly
				\$65,940	\$69,240	\$72,708	\$76,344	\$80,160	\$84,168	\$88,380	Annual
				\$31.70	\$33.29	\$34.96	\$36.70	\$38.54	\$40.47	\$42.49	Hourly

0190	Custody Supervisor	CMC	612	\$8,247	\$8,659	\$9,092	\$9,547	\$10,024	\$10,525	\$11,051	Monthly
				\$98,964	\$103,908	\$109,104	\$114,564	\$120,288	\$126,300	\$132,612	Annual
				\$47.58	\$49.96	\$52.45	\$55.08	\$57.83	\$60.72	\$63.76	Hourly
0149	Economic Development Administrator	CMC	898	\$9,642	\$10,124	\$10,630	\$11,162	\$11,720	\$12,306	\$12,921	Monthly
				\$115,704	\$121,488	\$127,560	\$133,944	\$140,640	\$147,672	\$155,052	Annual
				\$55.63	\$58.41	\$61.33	\$64.40	\$67.62	\$71.00	\$74.54	Hourly
0134	Electrical Inspector	CMC	868	\$5,835	\$6,127	\$6,433	\$6,755	\$7,093	\$7,448	\$7,820	Monthly
				\$70,020	\$73,524	\$77,196	\$81,060	\$85,116	\$89,376	\$93,840	Annual
				\$33.66	\$35.35	\$37.11	\$38.97	\$40.92	\$42.97	\$45.12	Hourly
0431	Electronics Technician	CMC	875	\$6,524	\$6,850	\$7,192	\$7,552	\$7,930	\$8,326	\$8,742	Monthly
				\$78,288	\$82,200	\$86,304	\$90,624	\$95,160	\$99,912	\$104,904	Annual
				\$37.64	\$39.52	\$41.49	\$43.57	\$45.75	\$48.03	\$50.43	Hourly
0221	Emergency Medical Services Coordinator	CMC	706	\$8,086	\$8,490	\$8,915	\$9,361	\$9,829	\$10,320	\$10,836	Monthly
				\$97,032	\$101,880	\$106,980	\$112,332	\$117,948	\$123,840	\$130,032	Annual
				\$46.65	\$48.98	\$51.43	\$54.01	\$56.71	\$59.54	\$62.52	Hourly
0096	Emergency Services Administrator	CMC	53	\$8,866	\$9,309	\$9,774	\$10,263	\$10,776	\$11,315	\$11,881	Monthly
				\$106,392	\$111,708	\$117,288	\$123,156	\$129,312	\$135,780	\$142,572	Annual
				\$51.15	\$53.71	\$56.39	\$59.21	\$62.17	\$65.28	\$68.54	Hourly
0234	Emergency Services Training Specialist	CMC	860	\$5,481	\$5,755	\$6,043	\$6,345	\$6,662	\$6,995	\$7,345	Monthly
				\$65,772	\$69,060	\$72,516	\$76,140	\$79,944	\$83,940	\$88,140	Annual
				\$31.62	\$33.20	\$34.86	\$36.61	\$38.43	\$40.36	\$42.38	Hourly
0101	Engineering Technician I	CMC	591	\$4,827	\$5,068	\$5,321	\$5,587	\$5,866	\$6,159	\$6,467	Monthly
				\$57,924	\$60,816	\$63,852	\$67,044	\$70,392	\$73,908	\$77,604	Annual
				\$27.85	\$29.24	\$30.70	\$32.23	\$33.84	\$35.53	\$37.31	Hourly
0102	Engineering Technician II	CMC	853	\$5,386	\$5,655	\$5,938	\$6,235	\$6,547	\$6,874	\$7,218	Monthly
				\$64,632	\$67,860	\$71,256	\$74,820	\$78,564	\$82,488	\$86,616	Annual
				\$31.07	\$32.63	\$34.26	\$35.97	\$37.77	\$39.66	\$41.64	Hourly
0116	Engineering Technician III	CMC	632	\$5,921	\$6,217	\$6,528	\$6,854	\$7,197	\$7,557	\$7,935	Monthly
				\$71,052	\$74,604	\$78,336	\$82,248	\$86,364	\$90,684	\$95,220	Annual
				\$34.16	\$35.87	\$37.66	\$39.54	\$41.52	\$43.60	\$45.78	Hourly

0440	Equipment Mechanic I	CMC	570	\$4,066	\$4,269	\$4,482	\$4,706	\$4,941	\$5,188	\$5,447	Monthly
				\$48,792	\$51,228	\$53,784	\$56,472	\$59,292	\$62,256	\$65,364	Annual
				\$23.46	\$24.63	\$25.86	\$27.15	\$28.51	\$29.93	\$31.43	Hourly
0441	Equipment Mechanic II	CMC	851	\$4,864	\$5,107	\$5,362	\$5,630	\$5,912	\$6,208	\$6,518	Monthly
				\$58,368	\$61,284	\$64,344	\$67,560	\$70,944	\$74,496	\$78,216	Annual
				\$28.06	\$29.46	\$30.93	\$32.48	\$34.11	\$35.82	\$37.60	Hourly
0445	Equipment Mechanic III	CMC	856	\$5,241	\$5,503	\$5,778	\$6,067	\$6,370	\$6,689	\$7,023	Monthly
				\$62,892	\$66,036	\$69,336	\$72,804	\$76,440	\$80,268	\$84,276	Annual
				\$30.24	\$31.75	\$33.33	\$35.00	\$36.75	\$38.59	\$40.52	Hourly
0014	Executive Assistant	CMC	609	\$5,421	\$5,692	\$5,977	\$6,276	\$6,590	\$6,920	\$7,266	Monthly
				\$65,052	\$68,304	\$71,724	\$75,312	\$79,080	\$83,040	\$87,192	Annual
				\$31.28	\$32.84	\$34.48	\$36.21	\$38.02	\$39.92	\$41.92	Hourly
0407	Facilities Maintenance Technician	CMC	589	\$4,726	\$4,962	\$5,210	\$5,470	\$5,743	\$6,030	\$6,332	Monthly
				\$56,712	\$59,544	\$62,520	\$65,640	\$68,916	\$72,360	\$75,984	Annual
				\$27.27	\$28.63	\$30.06	\$31.56	\$33.13	\$34.79	\$36.53	Hourly
0304	Fairview Park Administrator	CMC	887	\$8,120	\$8,526	\$8,952	\$9,400	\$9,870	\$10,364	\$10,882	Monthly
				\$97,440	\$102,312	\$107,424	\$112,800	\$118,440	\$124,368	\$130,584	Annual
				\$46.85	\$49.19	\$51.65	\$54.23	\$56.94	\$59.79	\$62.78	Hourly
0057	Financial Analyst	CMC	899	\$7,193	\$7,553	\$7,931	\$8,328	\$8,744	\$9,181	\$9,640	Monthly
				\$86,316	\$90,636	\$95,172	\$99,936	\$104,928	\$110,172	\$115,680	Annual
				\$41.50	\$43.58	\$45.76	\$48.05	\$50.45	\$52.97	\$55.62	Hourly
0218	Fire Protection Analyst	CMC	876	\$6,825	\$7,166	\$7,524	\$7,900	\$8,295	\$8,710	\$9,146	Monthly
				\$81,900	\$85,992	\$90,288	\$94,800	\$99,540	\$104,520	\$109,752	Annual
				\$39.38	\$41.34	\$43.41	\$45.58	\$47.86	\$50.25	\$52.77	Hourly
0215	Fire Protection Specialist	CMC	861	\$6,448	\$6,770	\$7,109	\$7,464	\$7,837	\$8,229	\$8,640	Monthly
				\$77,376	\$81,240	\$85,308	\$89,568	\$94,044	\$98,748	\$103,680	Annual
				\$37.20	\$39.06	\$41.01	\$43.06	\$45.21	\$47.48	\$49.85	Hourly
0065	Grant Administrator	CMC	877	\$7,089	\$7,443	\$7,815	\$8,206	\$8,616	\$9,047	\$9,499	Monthly
				\$85,068	\$89,316	\$93,780	\$98,472	\$103,392	\$108,564	\$113,988	Annual
				\$40.90	\$42.94	\$45.09	\$47.34	\$49.71	\$52.19	\$54.80	Hourly

0029	Graphics Designer	CMC	610	\$4,862	\$5,105	\$5,360	\$5,628	\$5,909	\$6,204	\$6,514	Monthly
				\$58,344	\$61,260	\$64,320	\$67,536	\$70,908	\$74,448	\$78,168	Annual
				\$28.05	\$29.45	\$30.92	\$32.47	\$34.09	\$35.79	\$37.58	Hourly
0446	Lead Equipment Mechanic	CMC	869	\$5,909	\$6,204	\$6,514	\$6,840	\$7,182	\$7,541	\$7,918	Monthly
				\$70,908	\$74,448	\$78,168	\$82,080	\$86,184	\$90,492	\$95,016	Annual
				\$34.09	\$35.79	\$37.58	\$39.46	\$41.43	\$43.51	\$45.68	Hourly
0409	Lead Facilities Maintenance Technician	CMC	863	\$5,552	\$5,830	\$6,122	\$6,428	\$6,749	\$7,086	\$7,440	Monthly
				\$66,624	\$69,960	\$73,464	\$77,136	\$80,988	\$85,032	\$89,280	Annual
				\$32.03	\$33.63	\$35.32	\$37.08	\$38.94	\$40.88	\$42.92	Hourly
0405	Lead Maintenance Worker	CMC	864	\$5,552	\$5,830	\$6,122	\$6,428	\$6,749	\$7,086	\$7,440	Monthly
				\$66,624	\$69,960	\$73,464	\$77,136	\$80,988	\$85,032	\$89,280	Annual
				\$32.03	\$33.63	\$35.32	\$37.08	\$38.94	\$40.88	\$42.92	Hourly
0402	Maintenance Assistant	CMC	550	\$3,800	\$3,990	\$4,190	\$4,399	\$4,619	\$4,850	\$5,092	Monthly
				\$45,600	\$47,880	\$50,280	\$52,788	\$55,428	\$58,200	\$61,104	Annual
				\$21.92	\$23.02	\$24.17	\$25.38	\$26.65	\$27.98	\$29.38	Hourly
0412	Maintenance Superintendent	CMC	881	<del>\$7,530</del>	<del>\$7,906</del>	<del>\$8,301</del>	<del>\$8,716</del>	<del>\$9,152</del>	<del>\$9,610</del>	<del>\$10,090</del>	Monthly
				<del>\$90,360</del>	<del>\$94,872</del>	<del>\$99,612</del>	<del>\$104,592</del>	<del>\$109,824</del>	<del>\$115,320</del>	<del>\$121,080</del>	Annual
				<del>\$43.44</del>	<del>\$45.61</del>	<del>\$47.89</del>	<del>\$50.28</del>	<del>\$52.80</del>	<del>\$55.44</del>	<del>\$58.21</del>	Hourly
<b>See Revised</b>											
0406	Maintenance Supervisor	CMC	670	<del>\$6,514</del>	<del>\$6,840</del>	<del>\$7,182</del>	<del>\$7,541</del>	<del>\$7,918</del>	<del>\$8,314</del>	<del>\$8,730</del>	Monthly
				<del>\$78,168</del>	<del>\$82,080</del>	<del>\$86,184</del>	<del>\$90,492</del>	<del>\$95,016</del>	<del>\$99,768</del>	<del>\$104,760</del>	Annual
				<del>\$37.58</del>	<del>\$39.46</del>	<del>\$41.43</del>	<del>\$43.51</del>	<del>\$45.68</del>	<del>\$47.97</del>	<del>\$50.37</del>	Hourly
<b>See revised</b>											
0403	Maintenance Worker	CMC	846	\$4,200	\$4,410	\$4,630	\$4,861	\$5,104	\$5,359	\$5,627	Monthly
				\$50,400	\$52,920	\$55,560	\$58,332	\$61,248	\$64,308	\$67,524	Annual
				\$24.23	\$25.44	\$26.71	\$28.04	\$29.45	\$30.92	\$32.46	Hourly
0243	Management Aide	CMC	892	\$5,578	\$5,857	\$6,150	\$6,457	\$6,780	\$7,119	\$7,475	Monthly
				\$66,936	\$70,284	\$73,800	\$77,484	\$81,360	\$85,428	\$89,700	Annual
				\$32.18	\$33.79	\$35.48	\$37.25	\$39.12	\$41.07	\$43.13	Hourly
0074	Management Analyst	CMC	872	\$6,413	\$6,734	\$7,071	\$7,425	\$7,796	\$8,186	\$8,595	Monthly
				\$76,956	\$80,808	\$84,852	\$89,100	\$93,552	\$98,232	\$103,140	Annual
				\$37.00	\$38.85	\$40.79	\$42.84	\$44.98	\$47.23	\$49.59	Hourly



0001	Messenger	CMC	501	\$3,807	\$3,997	\$4,197	\$4,407	\$4,627	\$4,858	\$5,101	Monthly
				\$45,684	\$47,964	\$50,364	\$52,884	\$55,524	\$58,296	\$61,212	Annual
				\$21.96	\$23.06	\$24.21	\$25.43	\$26.69	\$28.03	\$29.43	Hourly
0041	Network Systems Administrator	CMC	631	\$7,910	\$8,305	\$8,720	\$9,156	\$9,614	\$10,095	\$10,600	Monthly
				\$94,920	\$99,660	\$104,640	\$109,872	\$115,368	\$121,140	\$127,200	Annual
				\$45.63	\$47.91	\$50.31	\$52.82	\$55.47	\$58.24	\$61.15	Hourly
0006	Office Coordinator	CMC	848	\$4,581	\$4,810	\$5,050	\$5,303	\$5,568	\$5,846	\$6,138	Monthly
				\$54,972	\$57,720	\$60,600	\$63,636	\$66,816	\$70,152	\$73,656	Annual
				\$26.43	\$27.75	\$29.13	\$30.59	\$32.12	\$33.73	\$35.41	Hourly
0003	Office Specialist	CMC	525	\$3,324	\$3,490	\$3,664	\$3,847	\$4,039	\$4,241	\$4,453	Monthly
				\$39,888	\$41,880	\$43,968	\$46,164	\$48,468	\$50,892	\$53,436	Annual
				\$19.18	\$20.13	\$21.14	\$22.19	\$23.30	\$24.47	\$25.69	Hourly
0004	Office Specialist I	CMC	545	\$3,673	\$3,857	\$4,050	\$4,252	\$4,465	\$4,688	\$4,922	Monthly
				\$44,076	\$46,284	\$48,600	\$51,024	\$53,580	\$56,256	\$59,064	Annual
				\$21.19	\$22.25	\$23.37	\$24.53	\$25.76	\$27.05	\$28.40	Hourly
0005	Office Specialist II	CMC	845	\$3,958	\$4,156	\$4,364	\$4,582	\$4,811	\$5,052	\$5,305	Monthly
				\$47,496	\$49,872	\$52,368	\$54,984	\$57,732	\$60,624	\$63,660	Annual
				\$22.83	\$23.98	\$25.18	\$26.43	\$27.76	\$29.15	\$30.61	Hourly
0031	Offset Press Operator I	CMC	847	\$4,249	\$4,461	\$4,684	\$4,918	\$5,164	\$5,422	\$5,693	Monthly
				\$50,988	\$53,532	\$56,208	\$59,016	\$61,968	\$65,064	\$68,316	Annual
				\$24.51	\$25.74	\$27.02	\$28.37	\$29.79	\$31.28	\$32.84	Hourly
0034	Offset Press Operator II	CMC	595	\$4,508	\$4,733	\$4,970	\$5,219	\$5,480	\$5,754	\$6,042	Monthly
				\$54,096	\$56,796	\$59,640	\$62,628	\$65,760	\$69,048	\$72,504	Annual
				\$26.01	\$27.31	\$28.67	\$30.11	\$31.62	\$33.20	\$34.86	Hourly
0521	Park Ranger	CMC	725	\$5,076	\$5,330	\$5,596	\$5,876	\$6,170	\$6,479	\$6,803	Monthly
				\$60,912	\$63,960	\$67,152	\$70,512	\$74,040	\$77,748	\$81,636	Annual
				\$29.28	\$30.75	\$32.28	\$33.90	\$35.60	\$37.38	\$39.25	Hourly
0028	Permit Processing Specialist	CMC	569	\$4,141	\$4,348	\$4,565	\$4,793	\$5,033	\$5,285	\$5,549	Monthly
				\$49,692	\$52,176	\$54,780	\$57,516	\$60,396	\$63,420	\$66,588	Annual
				\$23.89	\$25.08	\$26.34	\$27.65	\$29.04	\$30.49	\$32.01	Hourly

0039	Personal Computer/ Network Assistant	CMC	849	\$4,508	\$4,733	\$4,970	\$5,219	\$5,480	\$5,754	\$6,042	Monthly
				\$54,096	\$56,796	\$59,640	\$62,628	\$65,760	\$69,048	\$72,504	Annual
				\$26.01	\$27.31	\$28.67	\$30.11	\$31.62	\$33.20	\$34.86	Hourly
0109	Plan Check Engineer	CMC	883	\$8,928	\$9,374	\$9,843	\$10,335	\$10,852	\$11,395	\$11,965	Monthly
				\$107,136	\$112,488	\$118,116	\$124,020	\$130,224	\$136,740	\$143,580	Annual
				\$51.51	\$54.08	\$56.79	\$59.63	\$62.61	\$65.74	\$69.03	Hourly
0114	Plan Checker	CMC	886	\$7,764	\$8,152	\$8,560	\$8,988	\$9,437	\$9,909	\$10,404	Monthly
				\$93,168	\$97,824	\$102,720	\$107,856	\$113,244	\$118,908	\$124,848	Annual
				\$44.79	\$47.03	\$49.38	\$51.85	\$54.44	\$57.17	\$60.02	Hourly
0095	Police Records Administrator	CMC	52	\$8,866	\$9,309	\$9,774	\$10,263	\$10,776	\$11,315	\$11,881	Monthly
				\$106,392	\$111,708	\$117,288	\$123,156	\$129,312	\$135,780	\$142,572	Annual
				\$51.15	\$53.71	\$56.39	\$59.21	\$62.17	\$65.28	\$68.54	Hourly
0461	Police Records Bureau Supervisor	CMC	842	\$8,247	\$8,659	\$9,092	\$9,547	\$10,024	\$10,525	\$11,051	Monthly
				\$98,964	\$103,908	\$109,104	\$114,564	\$120,288	\$126,300	\$132,612	Annual
				\$47.58	\$49.96	\$52.45	\$55.08	\$57.83	\$60.72	\$63.76	Hourly
0012	Police Records Shift Supervisor	CMC	594	\$4,896	\$5,141	\$5,398	\$5,668	\$5,951	\$6,249	\$6,561	Monthly
				\$58,752	\$61,692	\$64,776	\$68,016	\$71,412	\$74,988	\$78,732	Annual
				\$28.25	\$29.66	\$31.14	\$32.70	\$34.33	\$36.05	\$37.85	Hourly
0010	Police Records Technician	CMC	546	\$3,855	\$4,048	\$4,250	\$4,462	\$4,685	\$4,919	\$5,165	Monthly
				\$46,260	\$48,576	\$51,000	\$53,544	\$56,220	\$59,028	\$61,980	Annual
				\$22.24	\$23.35	\$24.52	\$25.74	\$27.03	\$28.38	\$29.80	Hourly
0460	Police Training Administrator	CMC	844	\$8,866	\$9,309	\$9,774	\$10,263	\$10,776	\$11,315	\$11,881	Monthly
				\$106,392	\$111,708	\$117,288	\$123,156	\$129,312	\$135,780	\$142,572	Annual
				\$51.15	\$53.71	\$56.39	\$59.21	\$62.17	\$65.28	\$68.54	Hourly
0459	Police Training Assistant	CMC	862	\$5,893	\$6,188	\$6,497	\$6,822	\$7,163	\$7,521	\$7,897	Monthly
				\$70,716	\$74,256	\$77,964	\$81,864	\$85,956	\$90,252	\$94,764	Annual
				\$34.00	\$35.70	\$37.48	\$39.36	\$41.33	\$43.39	\$45.56	Hourly
0106	<del>Principal Civil Engineer</del>  <b>Assistant City Engineer</b>	CMC	726	\$10,884	\$11,428	\$11,999	\$12,599	\$13,229	\$13,890	\$14,585	Monthly
	\$130,608			\$137,136	\$143,988	\$151,188	\$158,748	\$166,680	\$175,020	Annual	
	\$62.79			\$65.93	\$69.23	\$72.69	\$76.32	\$80.13	\$84.14	Hourly	

0154	Principal Planner	CMC	704	\$9,642	\$10,124	\$10,630	\$11,162	\$11,720	\$12,306	\$12,921	Monthly
				\$115,704	\$121,488	\$127,560	\$133,944	\$140,640	\$147,672	\$155,052	Annual
				\$55.63	\$58.41	\$61.33	\$64.40	\$67.62	\$71.00	\$74.54	Hourly
0043	Programmer Analyst I	CMC	870	\$7,003	\$7,353	\$7,721	\$8,107	\$8,512	\$8,938	\$9,385	Monthly
				\$84,036	\$88,236	\$92,652	\$97,284	\$102,144	\$107,256	\$112,620	Annual
				\$40.40	\$42.42	\$44.54	\$46.77	\$49.11	\$51.57	\$54.14	Hourly
0044	Programmer Analyst II	CMC	692	\$8,406	\$8,826	\$9,267	\$9,730	\$10,216	\$10,727	\$11,263	Monthly
				\$100,872	\$105,912	\$111,204	\$116,760	\$122,592	\$128,724	\$135,156	Annual
				\$48.50	\$50.92	\$53.46	\$56.13	\$58.94	\$61.89	\$64.98	Hourly
0463	Property/Evidence Specialist	CMC	623	\$5,182	\$5,441	\$5,713	\$5,999	\$6,299	\$6,614	\$6,945	Monthly
				\$62,184	\$65,292	\$68,556	\$71,988	\$75,588	\$79,368	\$83,340	Annual
				\$29.90	\$31.39	\$32.96	\$34.61	\$36.34	\$38.16	\$40.07	Hourly
0462	Property/Evidence Supervisor	CMC	843	\$8,247	\$8,659	\$9,092	\$9,547	\$10,024	\$10,525	\$11,051	Monthly
				\$98,964	\$103,908	\$109,104	\$114,564	\$120,288	\$126,300	\$132,612	Annual
				\$47.58	\$49.96	\$52.45	\$55.08	\$57.83	\$60.72	\$63.76	Hourly
0124	Public Right of Way Coordinator	CMC	731	\$5,361	\$5,629	\$5,910	\$6,206	\$6,516	\$6,842	\$7,184	Monthly
				\$64,332	\$67,548	\$70,920	\$74,472	\$78,192	\$82,104	\$86,208	Annual
				\$30.93	\$32.48	\$34.10	\$35.80	\$37.59	\$39.47	\$41.45	Hourly
0053	Purchasing Supervisor	CMC	879	\$7,753	\$8,141	\$8,548	\$8,975	\$9,424	\$9,895	\$10,390	Monthly
				\$93,036	\$97,692	\$102,576	\$107,700	\$113,088	\$118,740	\$124,680	Annual
				\$44.73	\$46.97	\$49.32	\$51.78	\$54.37	\$57.09	\$59.94	Hourly
0468	Range Master	CMC	855	\$5,495	\$5,770	\$6,059	\$6,362	\$6,680	\$7,014	\$7,365	Monthly
				\$65,940	\$69,240	\$72,708	\$76,344	\$80,160	\$84,168	\$88,380	Annual
				\$31.70	\$33.29	\$34.96	\$36.70	\$38.54	\$40.47	\$42.49	Hourly
0290	Recreation Coordinator	CMC	583	<del>\$4,300</del>	<del>\$4,610</del>	<del>\$4,840</del>	<del>\$5,082</del>	<del>\$5,336</del>	<del>\$5,603</del>	<del>\$5,883</del>	Monthly
				<del>\$52,680</del>	<del>\$55,320</del>	<del>\$58,080</del>	<del>\$60,984</del>	<del>\$64,032</del>	<del>\$67,236</del>	<del>\$70,596</del>	Annual
				<del>\$25.33</del>	<del>\$26.60</del>	<del>\$27.92</del>	<del>\$29.32</del>	<del>\$30.78</del>	<del>\$32.33</del>	<del>\$33.94</del>	Hourly
0508	Recreation Specialist	CMC	890	\$3,370	\$3,538	\$3,715	\$3,901	\$4,096	\$4,301	\$4,516	Monthly
				\$40,440	\$42,456	\$44,580	\$46,812	\$49,152	\$51,612	\$54,192	Annual
				\$19.44	\$20.41	\$21.43	\$22.51	\$23.63	\$24.81	\$26.05	Hourly

0302	Recreation Supervisor	CMC	666	<del>\$6,644</del>	<del>\$6,976</del>	<del>\$7,325</del>	<del>\$7,691</del>	<del>\$8,076</del>	<del>\$8,480</del>	<del>\$8,904</del>	Monthly
	<b>See Senior Recreation Supervisor</b>			<del>\$79,728</del>	<del>\$83,712</del>	<del>\$87,900</del>	<del>\$92,292</del>	<del>\$96,912</del>	<del>\$101,760</del>	<del>\$106,848</del>	Annual
				<del>\$38.33</del>	<del>\$40.25</del>	<del>\$42.26</del>	<del>\$44.37</del>	<del>\$46.59</del>	<del>\$48.92</del>	<del>\$51.37</del>	Hourly
0058	Revenue Supervisor	CMC	880	\$7,753	\$8,141	\$8,548	\$8,975	\$9,424	\$9,895	\$10,390	Monthly
				\$93,036	\$97,692	\$102,576	\$107,700	\$113,088	\$118,740	\$124,680	Annual
				\$44.73	\$46.97	\$49.32	\$51.78	\$54.37	\$57.09	\$59.94	Hourly
0067	Senior Accountant	CMC	663	\$7,305	\$7,670	\$8,053	\$8,456	\$8,879	\$9,323	\$9,789	Monthly
				\$87,660	\$92,040	\$96,636	\$101,472	\$106,548	\$111,876	\$117,468	Annual
				\$42.14	\$44.25	\$46.46	\$48.78	\$51.23	\$53.79	\$56.48	Hourly
0119	Senior Code Enforcement Officer	CMC	896	\$5,761	\$6,049	\$6,351	\$6,669	\$7,002	\$7,352	\$7,720	Monthly
				\$69,132	\$72,588	\$76,212	\$80,028	\$84,024	\$88,224	\$92,640	Annual
				\$33.24	\$34.90	\$36.64	\$38.48	\$40.40	\$42.42	\$44.54	Hourly
0139	Senior Combination Inspector	CMC	874	\$7,447	\$7,819	\$8,210	\$8,621	\$9,052	\$9,505	\$9,980	Monthly
				\$89,364	\$93,828	\$98,520	\$103,452	\$108,624	\$114,060	\$119,760	Annual
				\$42.96	\$45.11	\$47.37	\$49.74	\$52.22	\$54.84	\$57.58	Hourly
0238	Senior Communications Officer	CMC	630	\$6,120	\$6,426	\$6,747	\$7,084	\$7,438	\$7,810	\$8,200	Monthly
				\$73,440	\$77,112	\$80,964	\$85,008	\$89,256	\$93,720	\$98,400	Annual
				\$35.31	\$37.07	\$38.93	\$40.87	\$42.91	\$45.06	\$47.31	Hourly
0233	Senior Communications Supervisor	CMC	667	\$8,247	\$8,659	\$9,092	\$9,547	\$10,024	\$10,525	\$11,051	Monthly
				\$98,964	\$103,908	\$109,104	\$114,564	\$120,288	\$126,300	\$132,612	Annual
				\$47.58	\$49.96	\$52.45	\$55.08	\$57.83	\$60.72	\$63.76	Hourly
0136	Senior Electrical Inspector	CMC	873	\$6,449	\$6,771	\$7,110	\$7,465	\$7,838	\$8,230	\$8,642	Monthly
				\$77,388	\$81,252	\$85,320	\$89,580	\$94,056	\$98,760	\$103,704	Annual
				\$37.21	\$39.06	\$41.02	\$43.07	\$45.22	\$47.48	\$49.86	Hourly
0105	Senior Engineer	CMC	884	\$9,464	\$9,937	\$10,434	\$10,956	\$11,504	\$12,079	\$12,683	Monthly
				\$113,568	\$119,244	\$125,208	\$131,472	\$138,048	\$144,948	\$152,196	Annual
				\$54.60	\$57.33	\$60.20	\$63.21	\$66.37	\$69.69	\$73.17	Hourly
0432	Senior Lead Maintenance Worker	CMC	871	\$6,048	\$6,350	\$6,667	\$7,000	\$7,350	\$7,717	\$8,103	Monthly
				\$72,576	\$76,200	\$80,004	\$84,000	\$88,200	\$92,604	\$97,236	Annual
				\$34.89	\$36.63	\$38.46	\$40.38	\$42.40	\$44.52	\$46.75	Hourly

0433	Senior Maintenance Technician	CMC	597	\$4,804	\$5,044	\$5,296	\$5,561	\$5,839	\$6,131	\$6,438	Monthly
				\$57,648	\$60,528	\$63,552	\$66,732	\$70,068	\$73,572	\$77,256	Annual
				\$27.72	\$29.10	\$30.55	\$32.08	\$33.69	\$35.37	\$37.14	Hourly
0404	Senior Maintenance Worker	CMC	587	\$4,570	\$4,798	\$5,038	\$5,290	\$5,554	\$5,832	\$6,124	Monthly
				\$54,840	\$57,576	\$60,456	\$63,480	\$66,648	\$69,984	\$73,488	Annual
				\$26.37	\$27.68	\$29.07	\$30.52	\$32.04	\$33.65	\$35.33	Hourly
0244	Senior Management Analyst	CMC	895	\$6,733	\$7,070	\$7,424	\$7,795	\$8,185	\$8,594	\$9,024	Monthly
				\$80,796	\$84,840	\$89,088	\$93,540	\$98,220	\$103,128	\$108,288	Annual
				\$38.84	\$40.79	\$42.83	\$44.97	\$47.22	\$49.58	\$52.06	Hourly
0153	Senior Planner	CMC	878	\$8,385	\$8,804	\$9,244	\$9,706	\$10,191	\$10,701	\$11,236	Monthly
				\$100,620	\$105,648	\$110,928	\$116,472	\$122,292	\$128,412	\$134,832	Annual
				\$48.38	\$50.79	\$53.33	\$56.00	\$58.79	\$61.74	\$64.82	Hourly
0011	Senior Police Records Technician	CMC	561	\$4,152	\$4,360	\$4,578	\$4,807	\$5,047	\$5,299	\$5,564	Monthly
				\$49,824	\$52,320	\$54,936	\$57,684	\$60,564	\$63,588	\$66,768	Annual
				\$23.95	\$25.15	\$26.41	\$27.73	\$29.12	\$30.57	\$32.10	Hourly
0048	Senior Programmer Analyst	CMC	710	\$9,204	\$9,664	\$10,147	\$10,654	\$11,187	\$11,746	\$12,333	Monthly
				\$110,448	\$115,968	\$121,764	\$127,848	\$134,244	\$140,952	\$147,996	Annual
				\$53.10	\$55.75	\$58.54	\$61.47	\$64.54	\$67.77	\$71.15	Hourly
0050	Storekeeper	CMC	588	\$4,560	\$4,788	\$5,027	\$5,278	\$5,542	\$5,819	\$6,110	Monthly
				\$54,720	\$57,456	\$60,324	\$63,336	\$66,504	\$69,828	\$73,320	Annual
				\$26.31	\$27.62	\$29.00	\$30.45	\$31.97	\$33.57	\$35.25	Hourly
0089	Tax Auditing Specialist	CMC	865	\$5,890	\$6,185	\$6,494	\$6,819	\$7,160	\$7,518	\$7,894	Monthly
				\$70,680	\$74,220	\$77,928	\$81,828	\$85,920	\$90,216	\$94,728	Annual
				\$33.98	\$35.68	\$37.47	\$39.34	\$41.31	\$43.37	\$45.54	Hourly
0064	Treasury Specialist	CMC	639	\$5,890	\$6,185	\$6,494	\$6,819	\$7,160	\$7,518	\$7,894	Monthly
				\$70,680	\$74,220	\$77,928	\$81,828	\$85,920	\$90,216	\$94,728	Annual
				\$33.98	\$35.68	\$37.47	\$39.34	\$41.31	\$43.37	\$45.54	Hourly
0240	Video Production Coordinator	CMC	657	\$6,886	\$7,230	\$7,591	\$7,971	\$8,370	\$8,788	\$9,227	Monthly
				\$82,632	\$86,760	\$91,092	\$95,652	\$100,440	\$105,456	\$110,724	Annual
				\$39.73	\$41.71	\$43.79	\$45.99	\$48.29	\$50.70	\$53.23	Hourly

0241	Video Production Specialist	CMC	885	\$4,981	\$5,230	\$5,491	\$5,766	\$6,054	\$6,357	\$6,675	Monthly
				\$59,772	\$62,760	\$65,892	\$69,192	\$72,648	\$76,284	\$80,100	Annual
				\$28.74	\$30.17	\$31.68	\$33.27	\$34.93	\$36.68	\$38.51	Hourly
0038	Website Coordinator	CMC	849	\$4,508	\$4,733	\$4,970	\$5,219	\$5,480	\$5,754	\$6,042	Monthly
				\$54,096	\$56,796	\$59,640	\$62,628	\$65,760	\$69,048	\$72,504	Annual
				\$26.01	\$27.31	\$28.67	\$30.11	\$31.62	\$33.20	\$34.86	Hourly
0156	Zoning Administrator	CMC	727	\$8,840	\$9,282	\$9,746	\$10,233	\$10,745	\$11,282	\$11,846	Monthly
				\$106,080	\$111,384	\$116,952	\$122,796	\$128,940	\$135,384	\$142,152	Annual
				\$51.00	\$53.55	\$56.23	\$59.04	\$61.99	\$65.09	\$68.34	Hourly

**SECTION 2.** The City of Costa Mesa has contracted with the California Public Employees Retirement System (CalPERS) to provide retirement benefits to eligible City employees. Employees will contribute towards the employee and employer contribution as stipulated in the Memorandum of Understanding (MOU) with the Costa Mesa City Employees Association. There will be no Employer Paid Member Contribution (EPMC).

**SECTION 3.** All parts of resolutions in conflict herewith are hereby rescinded.


**PASSED AND ADOPTED this 15<sup>th</sup> day of November, 2022.**

  
\_\_\_\_\_  
John Stephens, Mayor

ATTEST:

  
\_\_\_\_\_  
Brenda Green, City Clerk

APPROVED AS TO FORM:

  
\_\_\_\_\_  
Kimberly Hall Barlow, City Attorney

STATE OF CALIFORNIA )  
COUNTY OF ORANGE ) ss  
CITY OF COSTA MESA )

I, **BRENDA GREEN**, City Clerk of the City of Costa Mesa, DO HEREBY CERTIFY that the above and foregoing is the original of Resolution No. 2022-69 and was duly passed and adopted by the City Council of the City of Costa Mesa at a regular meeting held on the 15<sup>th</sup> day of November, 2022, by the following roll call vote, to wit:

AYES: COUNCILMEMBERS: CHAVEZ, GAMEROS, HARLAN, HARPER, REYNOLDS, MARR, AND STEPHENS.

NOES: COUNCILMEMBERS: NONE.

ABSENT: COUNCILMEMBERS: NONE.

IN WITNESS WHEREOF, I have hereby set my hand and affixed the seal of the City of Costa Mesa this 16<sup>th</sup> day of November, 2022.

  
\_\_\_\_\_  
Brenda Green, City Clerk

**RESOLUTION NO. 2023-15**

**A RESOLUTION OF THE CITY COUNCIL OF THE CITY OF COSTA MESA, CALIFORNIA, AMENDING RESOLUTIONS NO. 2022-69, 2022-70, 2022-71 TO RENAME AND REVISE THE PAY RANGES FOR VARIOUS CLASSIFICATIONS OF EMPLOYEES REPRESENTED BY THE COSTA MESA CITY EMPLOYEES ASSOCIATION.**

THE CITY COUNCIL OF THE CITY OF COSTA MESA, CALIFORNIA HEREBY FINDS, DETERMINES, AND DECLARES AS FOLLOWS:

WHEREAS, on November 15, 2022, the City Council adopted Resolutions No. 2022-69, 2022-70, and 2022-71 revising the pay ranges for job classifications represented by the Costa Mesa City Employees Association; and

WHEREAS, the City Council desires to rename the existing “Assistant Recreation Supervisor” classification as the “Recreation Supervisor” classification, the existing “Recreation Supervisor” classification as the “Senior Recreation Supervisor” classification and the “Principal Civil Engineer” classification as the “Assistant City Engineer” classification.

WHEREAS, the City Council further desires to amend Resolutions No. 2022-69, 2022-70, and 2022-71 to revise the pay ranges for the Arts Specialist, Recreation Coordinator, Recreation Specialist, Recreation Supervisor and Senior Recreation Supervisor; and

WHEREAS, the City Council desires to amend Resolution No. 2022-69, 2022-70, and 2022-71 to revise the pay ranges for the classifications specified herein; and

NOW, THEREFORE, BE IT RESOLVED by the City Council of the City of Costa Mesa as follows:

SECTION 1. The following pay ranges and monthly rates of pay for the identified job classifications are hereby established and placed under the Basic Salary Administration Plan effective the pay period that includes March 26, 2023. The monthly rate of pay may also be in increments between the monthly minimum and maximum pay step.

Class Code	Class Title	Grade	Step							
			1	2	3	4	5	6	7	
0307	Arts Specialist	733	\$6,889	\$7,233	\$7,595	\$7,975	\$8,374	\$8,793	\$9,233	Monthly
			\$82,668	\$86,796	\$91,140	\$95,700	\$100,488	\$105,516	\$110,796	Annual
			\$39.74	\$41.73	\$43.82	\$46.01	\$48.31	\$50.73	\$53.27	Hourly



Class Code	Class Title	Grade	Step							
			1	2	3	4	5	6	7	
0508	Recreation Specialist	890	\$4,630	\$4,861	\$5,104	\$5,359	\$5,627	\$5,908	\$6,203	Monthly
			\$55,560	\$58,332	\$61,248	\$64,308	\$67,524	\$70,896	\$74,436	Annual
			\$26.71	\$28.04	\$29.45	\$30.92	\$32.46	\$34.08	\$35.79	Hourly
0290	Recreation Coordinator	583	\$5,648	\$5,930	\$6,227	\$6,538	\$6,865	\$7,208	\$7,568	Monthly
			\$67,776	\$71,160	\$74,724	\$78,456	\$82,380	\$86,496	\$90,816	Annual
			\$32.58	\$34.21	\$35.93	\$37.72	\$39.61	\$41.58	\$43.66	Hourly
0301	Recreation Supervisor	625	\$6,889	\$7,233	\$7,595	\$7,975	\$8,374	\$8,793	\$9,233	Monthly
			\$82,668	\$86,796	\$91,140	\$95,700	\$100,488	\$105,516	\$110,796	Annual
			\$39.74	\$41.73	\$43.82	\$46.01	\$48.31	\$50.73	\$53.27	Hourly
0302	Senior Recreation Supervisor	666	\$7,577	\$7,956	\$8,354	\$8,772	\$9,211	\$9,672	\$10,156	Monthly
			\$90,924	\$95,472	\$100,248	\$105,264	\$110,532	\$116,064	\$121,872	Annual
			\$43.71	\$45.90	\$48.20	\$50.61	\$53.14	\$55.80	\$58.59	Hourly

**SECTION 2.** The following pay ranges and monthly rates of pay for the identified job classifications are hereby established and placed under the Basic Salary Administration Plan effective the pay period that includes July 1, 2023. The monthly rate of pay may also be in increments between the monthly minimum and maximum pay step.


Class Code	Class Title	Grade	Step							
			1	2	3	4	5	6	7	
0307	Arts Specialist	733	\$7,096	\$7,451	\$7,824	\$8,215	\$8,626	\$9,057	\$9,510	Monthly
			\$85,152	\$89,412	\$93,888	\$98,580	\$103,512	\$108,684	\$114,120	Annual
			\$40.94	\$42.99	\$45.14	\$47.39	\$49.77	\$52.25	\$54.87	Hourly
0508	Recreation Specialist	890	\$4,768	\$5,006	\$5,256	\$5,519	\$5,795	\$6,085	\$6,389	Monthly
			\$57,216	\$60,072	\$63,072	\$66,228	\$69,540	\$73,020	\$76,668	Annual
			\$27.51	\$28.88	\$30.32	\$31.84	\$33.43	\$35.11	\$36.86	Hourly
0290	Recreation Coordinator	583	\$5,816	\$6,107	\$6,412	\$6,733	\$7,070	\$7,424	\$7,795	Monthly
			\$69,792	\$73,284	\$76,944	\$80,796	\$84,840	\$89,088	\$93,540	Annual
			\$33.55	\$35.23	\$36.99	\$38.84	\$40.79	\$42.83	\$44.97	Hourly
0301	Recreation Supervisor	625	\$7,096	\$7,451	\$7,824	\$8,215	\$8,626	\$9,057	\$9,510	Monthly
			\$85,152	\$89,412	\$93,888	\$98,580	\$103,512	\$108,684	\$114,120	Annual
			\$40.94	\$42.99	\$45.14	\$47.39	\$49.77	\$52.25	\$54.87	Hourly
0302	Senior Recreation Supervisor	666	\$7,807	\$8,197	\$8,607	\$9,037	\$9,489	\$9,963	\$10,461	Monthly
			\$93,684	\$98,364	\$103,284	\$108,444	\$113,868	\$119,556	\$125,532	Annual
			\$45.04	\$47.29	\$49.66	\$52.14	\$54.74	\$57.48	\$60.35	Hourly

**SECTION 3.** The following pay ranges and monthly rates of pay for the identified job classifications are hereby established and placed under the Basic Salary Administration Plan effective the pay period that includes July 1, 2024. The monthly rate of pay may also be in increments between the monthly minimum and maximum pay step.

Class Code	Class Title	Grade	Step							
			1	2	3	4	5	6	7	
0307	Arts Specialist	733	\$7,310	\$7,675	\$8,059	\$8,462	\$8,885	\$9,329	\$9,795	Monthly
			\$87,720	\$92,100	\$96,708	\$101,544	\$106,620	\$111,948	\$117,540	Annual
			\$42.17	\$44.28	\$46.49	\$48.82	\$51.26	\$53.82	\$56.51	Hourly
0508	Recreation Specialist	890	\$4,911	\$5,157	\$5,415	\$5,686	\$5,970	\$6,268	\$6,581	Monthly
			\$58,932	\$61,884	\$64,980	\$68,232	\$71,640	\$75,216	\$78,972	Annual
			\$28.33	\$29.75	\$31.24	\$32.80	\$34.44	\$36.16	\$37.97	Hourly
0290	Recreation Coordinator	583	\$5,991	\$6,291	\$6,606	\$6,936	\$7,283	\$7,647	\$8,029	Monthly
			\$71,892	\$75,492	\$79,272	\$83,232	\$87,396	\$91,764	\$96,348	Annual
			\$34.56	\$36.29	\$38.11	\$40.02	\$42.02	\$44.12	\$46.32	Hourly
0301	Recreation Supervisor	625	\$7,310	\$7,675	\$8,059	\$8,462	\$8,885	\$9,329	\$9,795	Monthly
			\$87,720	\$92,100	\$96,708	\$101,544	\$106,620	\$111,948	\$117,540	Annual
			\$42.17	\$44.28	\$46.49	\$48.82	\$51.26	\$53.82	\$56.51	Hourly
0302	Senior Recreation Supervisor	666	\$8,041	\$8,443	\$8,865	\$9,308	\$9,773	\$10,262	\$10,775	Monthly
			\$96,492	\$101,316	\$106,380	\$111,696	\$117,276	\$123,144	\$129,300	Annual
			\$46.39	\$48.71	\$51.14	\$53.70	\$56.38	\$59.20	\$62.16	Hourly

**SECTION 4.** Except as modified by this Resolution, Resolution No. 2022-69, 2022-70, and 2022-71 shall remain in full force and effect.

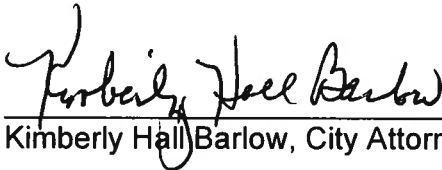
**PASSED AND ADOPTED this 21st day of March, 2023.**

  
\_\_\_\_\_  
John Stephens, Mayor

ATTEST:

APPROVED AS TO FORM:

  
\_\_\_\_\_  
Brenda Green, City Clerk

  
\_\_\_\_\_  
Kimberly Hall Barlow, City Attorney

STATE OF CALIFORNIA )  
COUNTY OF ORANGE ) ss  
CITY OF COSTA MESA )

I, **BRENDA GREEN**, City Clerk of the City of Costa Mesa, DO HEREBY CERTIFY that the above and foregoing is the original of Resolution No. 2023-15 and was duly passed and adopted by the City Council of the City of Costa Mesa at a regular meeting held on the 21<sup>st</sup> day of March, 2023, by the following roll call vote, to wit:

AYES: COUNCIL MEMBERS: CHAVEZ, GAMEROS, HARPER, MARR, REYNOLDS, HARLAN, AND STEPHENS.

NOES: COUNCIL MEMBERS: NONE.

ABSENT: COUNCIL MEMBERS: NONE.

IN WITNESS WHEREOF, I have hereby set my hand and affixed the seal of the City of Costa Mesa this 22<sup>nd</sup> day of March, 2023.

  
\_\_\_\_\_  
Brenda Green, City Clerk

**RESOLUTION NO. 2023-37**

**A RESOLUTION OF THE CITY COUNCIL OF THE CITY OF COSTA MESA, CALIFORNIA, AMENDING RESOLUTIONS NO. 2022-69, 2022-70, 2022-71 TO REVISE THE PAY RANGES FOR VARIOUS CLASSIFICATIONS OF EMPLOYEES REPRESENTED BY THE COSTA MESA CITY EMPLOYEES ASSOCIATION.**

THE CITY COUNCIL OF THE CITY OF COSTA MESA, CALIFORNIA HEREBY FINDS, DETERMINES, AND DECLARES AS FOLLOWS:

WHEREAS, on November 15, 2022, the City Council adopted Resolutions No. 2022-69, 2022-70, and 2022-71 revising the pay ranges for job classifications represented by the Costa Mesa City Employees Association; and

WHEREAS, on March 21, 2023, the City Council adopted Resolution 2023-15 amending Resolutions No. 2022-69, 2022-70, and 2022-71 approving updates to various classifications; and

WHEREAS, on June 6, 2023, the City Council adopted Resolution 2023-27 to establish the new job classifications of Animal Services Supervisor and Cyber Security Analyst and to establish the pay ranges for the new classifications; and

WHEREAS, the City Council desires to amend Resolutions 2022-69, 2022-70 and 2022-71 to revise the pay ranges for the classifications specified herein.

NOW, THEREFORE, BE IT RESOLVED by the City Council of the City of Costa Mesa as follows:

**SECTION 1.** The following pay ranges and monthly rates of pay for the identified job classifications are hereby established and placed under the Basic Salary Administration Plan effective the pay period that includes January 1, 2023. The monthly rate of pay may also be in increments between the monthly minimum and maximum pay step.

Class Code	Class Title	Grade	Step							
			1	2	3	4	5	6	7	
0412	Maintenance Superintendent	881	\$8,937	\$9,384	\$9,853	\$10,346	\$10,863	\$11,406	\$11,976	Monthly
			\$107,244	\$112,608	\$118,236	\$124,152	\$130,356	\$136,872	\$143,712	Annual
			\$51.56	\$54.14	\$56.84	\$59.69	\$62.67	\$65.80	\$69.09	Hourly
0406	Maintenance Supervisor	670	\$7,400	\$7,770	\$8,158	\$8,566	\$8,994	\$9,444	\$9,916	Monthly
			\$88,800	\$93,240	\$97,896	\$102,792	\$107,928	\$113,328	\$118,992	Annual
			\$42.69	\$44.83	\$47.07	\$49.42	\$51.89	\$54.48	\$57.21	Hourly

**SECTION 2.** The following pay ranges and monthly rates of pay for the identified job classifications are hereby established and placed under the Basic Salary Administration Plan effective the pay period that includes July 1, 2023. The monthly rate of pay may also be in increments between the monthly minimum and maximum pay step.

Class Code	Class Title	Grade	Step							
			1	2	3	4	5	6	7	
0412	Maintenance Superintendent	881	\$9,206	\$9,666	\$10,149	\$10,656	\$11,189	\$11,748	\$12,335	Monthly
			\$110,472	\$115,992	\$121,788	\$127,872	\$134,268	\$140,976	\$148,020	Annual
			\$53.11	\$55.77	\$58.55	\$61.48	\$64.55	\$67.78	\$71.16	Hourly
0406	Maintenance Supervisor	670	\$7,622	\$8,003	\$8,403	\$8,823	\$9,264	\$9,727	\$10,213	Monthly
			\$91,464	\$96,036	\$100,836	\$105,876	\$111,168	\$116,724	\$122,556	Annual
			\$43.97	\$46.17	\$48.48	\$50.90	\$53.45	\$56.12	\$58.92	Hourly

**SECTION 3.** The following pay ranges and monthly rates of pay for the identified job classifications are hereby established and placed under the Basic Salary Administration Plan effective the pay period that includes July 1, 2024. The monthly rate of pay may also be in increments between the monthly minimum and maximum pay step.

Class Code	Class Title	Grade	Step							
			1	2	3	4	5	6	7	
0412	Maintenance Superintendent	881	\$9,480	\$9,954	\$10,452	\$10,975	\$11,524	\$12,100	\$12,705	Monthly
			\$113,760	\$119,448	\$125,424	\$131,700	\$138,288	\$145,200	\$152,460	Annual
			\$54.69	\$57.43	\$60.30	\$63.32	\$66.48	\$69.81	\$73.30	Hourly
0406	Maintenance Supervisor	670	\$7,850	\$8,242	\$8,654	\$9,087	\$9,541	\$10,018	\$10,519	Monthly
			\$94,200	\$98,904	\$103,848	\$109,044	\$114,492	\$120,216	\$126,228	Annual
			\$45.29	\$47.55	\$49.93	\$52.43	\$55.04	\$57.80	\$60.69	Hourly

**SECTION 3.** Except as modified by this Resolution, Resolutions No. 2022-69, 2022-70, 2022-71, 2023-15 and 2023-27 shall remain in full force and effect.

**PASSED AND ADOPTED this 20<sup>th</sup> day of June, 2023.**

  
John Stephens, Mayor

ATTEST:

APPROVED AS TO FORM:

  
Brenda Green, City Clerk

  
Kimberly Hall Barlow, City Attorney

STATE OF CALIFORNIA )  
COUNTY OF ORANGE ) ss  
CITY OF COSTA MESA )


I, **BRENDA GREEN**, City Clerk of the City of Costa Mesa, DO HEREBY CERTIFY that the above and foregoing is the original of Resolution No. 2023-37 and was duly passed and adopted by the City Council of the City of Costa Mesa at a regular meeting held on the 20<sup>th</sup> day of June, 2023, by the following roll call vote, to wit:

AYES: COUNCIL MEMBERS: CHAVEZ, GAMEROS, HARPER, MARR, REYNOLDS,  
AND STEPHENS.

NOES: COUNCIL MEMBERS: NONE.

ABSENT: COUNCIL MEMBERS: HARLAN.

IN WITNESS WHEREOF, I have hereby set my hand and affixed the seal of the City of Costa Mesa this 21<sup>st</sup> day of June, 2023.

  
Brenda Green, City Clerk