

RESOLUTION NO. 2022-71

A RESOLUTION OF THE CITY COUNCIL OF THE CITY OF COSTA MESA, CALIFORNIA, REVISING THE PAY RANGES FOR JOB CLASSIFICATIONS REPRESENTED BY THE COSTA MESA CITY EMPLOYEES ASSOCIATION PURSUANT TO THE 2022 - 2025 MEMORANDUM OF UNDERSTANDING.

THE CITY COUNCIL OF THE CITY OF COSTA MESA, CALIFORNIA HEREBY FINDS, DETERMINES, AND DECLARES AS FOLLOWS:

WHEREAS, on November 15, 2022, the City Council adopted Resolution No. 2022-70, revising the pay ranges for job classifications represented by the Costa Mesa City Employees Association, effective the pay period that includes July 1, 2023; and

WHEREAS, the City Council desires to repeal and replace Resolution No. 2022-70 to revise the pay ranges for the classifications specified herein; and

NOW, THEREFORE, BE IT RESOLVED by the City Council of the City of Costa Mesa as follows:

SECTION 1. The following pay ranges and monthly rates of pay for the identified job classifications are hereby established and placed under the Basic Salary Administration Plan effective the pay period that includes July 1, 2024. The monthly rate of pay may also be in increments between the monthly minimum and maximum pay step.

Class Code	Class Title	Salary Plan	Grade	Step 1	Step 2	Step 3	Step 4	Step 5	Step 6	Step 7	
0062	Accountant	CMC	644	\$7,046	\$7,398	\$7,768	\$8,156	\$8,564	\$8,992	\$9,442	Monthly
				\$84,552	\$88,776	\$93,216	\$97,872	\$102,768	\$107,904	\$113,304	Annual
				\$40.65	\$42.68	\$44.82	\$47.05	\$49.41	\$51.88	\$54.47	Hourly
0061	Accounting Specialist I	CMC	577	\$4,452	\$4,675	\$4,909	\$5,154	\$5,412	\$5,683	\$5,967	Monthly
				\$53,424	\$56,100	\$58,908	\$61,848	\$64,944	\$68,196	\$71,604	Annual
				\$25.68	\$26.97	\$28.32	\$29.73	\$31.22	\$32.79	\$34.43	Hourly
0060	Accounting Specialist II	CMC	606	\$5,145	\$5,402	\$5,672	\$5,956	\$6,254	\$6,567	\$6,895	Monthly
				\$61,740	\$64,824	\$68,064	\$71,472	\$75,048	\$78,804	\$82,740	Annual
				\$29.68	\$31.17	\$32.72	\$34.36	\$36.08	\$37.89	\$39.78	Hourly

0066	Accounting Supervisor	CMC	697	\$6,226	\$6,037	\$9,069	\$9,522	\$9,998	\$10,498	\$11,023	Monthly
	See Finance Officer			\$98,712	\$103,644	\$108,828	\$114,264	\$119,976	\$125,976	\$132,276	Annual
				\$47.46	\$49.83	\$52.32	\$54.93	\$57.68	\$60.57	\$63.59	Hourly
0107	Active Transportation Coordinator	CMC	732	\$9,473	\$9,947	\$10,444	\$10,966	\$11,514	\$12,090	\$12,694	Monthly
				\$113,676	\$119,364	\$125,328	\$131,592	\$138,168	\$145,080	\$152,328	Annual
				\$54.65	\$57.39	\$60.25	\$63.27	\$66.43	\$69.75	\$73.23	Hourly
0013	Administrative Assistant	CMC	590	\$5,229	\$5,490	\$5,765	\$6,053	\$6,356	\$6,674	\$7,008	Monthly
				\$62,748	\$65,880	\$69,180	\$72,636	\$76,272	\$80,088	\$84,096	Annual
				\$30.17	\$31.67	\$33.26	\$34.92	\$36.67	\$38.50	\$40.43	Hourly
0469	Animal Control Officer	CMC	617	\$5,831	\$6,123	\$6,429	\$6,750	\$7,088	\$7,442	\$7,814	Monthly
				\$69,972	\$73,476	\$77,148	\$81,000	\$85,056	\$89,304	\$93,768	Annual
				\$33.64	\$35.33	\$37.09	\$38.94	\$40.89	\$42.93	\$45.08	Hourly
0307	Arts Specialist	CMC	733	\$5,744	\$6,031	\$6,333	\$6,650	\$6,983	\$7,332	\$7,699	Monthly
	See Revised			\$68,928	\$72,372	\$75,996	\$79,800	\$83,796	\$87,984	\$92,388	Annual
				\$33.14	\$34.79	\$36.54	\$38.37	\$40.29	\$42.30	\$44.42	Hourly
0103	Assistant Engineer	CMC	672	\$7,283	\$7,647	\$8,029	\$8,430	\$8,851	\$9,294	\$9,759	Monthly
				\$87,396	\$91,764	\$96,348	\$101,160	\$106,212	\$111,528	\$117,108	Annual
				\$42.02	\$44.12	\$46.32	\$48.63	\$51.06	\$53.62	\$56.30	Hourly
0217	Assistant Fire Marshal	CMC	897	\$7,241	\$7,603	\$7,983	\$8,382	\$8,801	\$9,241	\$9,703	Monthly
				\$86,892	\$91,236	\$95,796	\$100,584	\$105,612	\$110,892	\$116,436	Annual
				\$41.78	\$43.86	\$46.06	\$48.36	\$50.78	\$53.31	\$55.98	Hourly
0151	Assistant Planner	CMC	889	\$6,727	\$7,063	\$7,416	\$7,787	\$8,176	\$8,585	\$9,014	Monthly
				\$80,724	\$84,756	\$88,992	\$93,444	\$98,112	\$103,020	\$108,168	Annual
				\$38.81	\$40.75	\$42.78	\$44.93	\$47.17	\$49.53	\$52.00	Hourly
0301	Assistant Recreation Supervisor	CMC	625	\$5,744	\$6,031	\$6,333	\$6,650	\$6,983	\$7,332	\$7,699	Monthly
	See Recreation Supervisor			\$68,928	\$72,372	\$75,996	\$79,800	\$83,796	\$87,984	\$92,388	Annual
				\$33.14	\$34.79	\$36.54	\$38.37	\$40.29	\$42.30	\$44.42	Hourly
0808	Assistant Storekeeper	CMC	571	\$4,445	\$4,667	\$4,900	\$5,145	\$5,402	\$5,672	\$5,956	Monthly
				\$53,340	\$56,004	\$58,800	\$61,740	\$64,824	\$68,064	\$71,472	Annual
				\$25.64	\$26.93	\$28.27	\$29.68	\$31.17	\$32.72	\$34.36	Hourly

0104	Associate Engineer	CMC	699	\$9,129	\$9,585	\$10,064	\$10,567	\$11,095	\$11,650	\$12,232	Monthly
				\$109,548	\$115,020	\$120,768	\$126,804	\$133,140	\$139,800	\$146,784	Annual
				\$52.67	\$55.30	\$58.06	\$60.96	\$64.01	\$67.21	\$70.57	Hourly
0152	Associate Planner	CMC	649	\$7,735	\$8,122	\$8,528	\$8,954	\$9,402	\$9,872	\$10,366	Monthly
				\$92,820	\$97,464	\$102,336	\$107,448	\$112,824	\$118,464	\$124,392	Annual
				\$44.63	\$46.86	\$49.20	\$51.66	\$54.24	\$56.95	\$59.80	Hourly
0132	Building Inspector I	CMC	643	\$6,840	\$7,182	\$7,541	\$7,918	\$8,314	\$8,730	\$9,166	Monthly
				\$82,080	\$86,184	\$90,492	\$95,016	\$99,768	\$104,760	\$109,992	Annual
				\$39.46	\$41.43	\$43.51	\$45.68	\$47.97	\$50.37	\$52.88	Hourly
0138	Building Inspector II	CMC	866	\$7,182	\$7,541	\$7,918	\$8,314	\$8,730	\$9,166	\$9,624	Monthly
				\$86,184	\$90,492	\$95,016	\$99,768	\$104,760	\$109,992	\$115,488	Annual
				\$41.43	\$43.51	\$45.68	\$47.97	\$50.37	\$52.88	\$55.52	Hourly
0130	Building Technician I	CMC	581	\$4,870	\$5,114	\$5,370	\$5,638	\$5,920	\$6,216	\$6,527	Monthly
				\$58,440	\$61,368	\$64,440	\$67,656	\$71,040	\$74,592	\$78,324	Annual
				\$28.10	\$29.50	\$30.98	\$32.53	\$34.15	\$35.86	\$37.66	Hourly
0131	Building Technician II	CMC	613	\$5,714	\$6,000	\$6,300	\$6,615	\$6,946	\$7,293	\$7,658	Monthly
				\$68,568	\$72,000	\$75,600	\$79,380	\$83,352	\$87,516	\$91,896	Annual
				\$32.97	\$34.62	\$36.35	\$38.16	\$40.07	\$42.08	\$44.18	Hourly
0088	Business License Inspector	CMC	850	\$5,147	\$5,404	\$5,674	\$5,958	\$6,256	\$6,569	\$6,897	Monthly
				\$61,764	\$64,848	\$68,088	\$71,496	\$75,072	\$78,828	\$82,764	Annual
				\$29.69	\$31.18	\$32.73	\$34.37	\$36.09	\$37.90	\$39.79	Hourly
0051	Buyer	CMC	857	\$5,877	\$6,171	\$6,480	\$6,804	\$7,144	\$7,501	\$7,876	Monthly
				\$70,524	\$74,052	\$77,760	\$81,648	\$85,728	\$90,012	\$94,512	Annual
				\$33.91	\$35.60	\$37.38	\$39.25	\$41.22	\$43.28	\$45.44	Hourly
0035	Central Services Supervisor	CMC	655	\$6,457	\$6,780	\$7,119	\$7,475	\$7,849	\$8,241	\$8,653	Monthly
				\$77,484	\$81,360	\$85,428	\$89,700	\$94,188	\$98,892	\$103,836	Annual
				\$37.25	\$39.12	\$41.07	\$43.13	\$45.28	\$47.54	\$49.92	Hourly
0123	Chief Construction Inspector	CMC	662	\$6,807	\$7,147	\$7,504	\$7,879	\$8,273	\$8,687	\$9,121	Monthly
				\$81,684	\$85,764	\$90,048	\$94,548	\$99,276	\$104,244	\$109,452	Annual
				\$39.27	\$41.23	\$43.29	\$45.46	\$47.73	\$50.12	\$52.62	Hourly

0110	Chief Plans Examiner	CMC	718	\$10,325	\$10,841	\$11,383	\$11,952	\$12,550	\$13,177	\$13,836	Monthly
				\$123,900	\$130,092	\$136,596	\$143,424	\$150,600	\$158,124	\$166,032	Annual
				\$59.57	\$62.54	\$65.67	\$68.95	\$72.40	\$76.02	\$79.82	Hourly
0126	Chief of Code Enforcement See Revised	CMC	664	\$6,870	\$7,214	\$7,575	\$7,954	\$8,352	\$8,770	\$9,208	Monthly
				\$82,440	\$86,568	\$90,900	\$95,448	\$100,224	\$105,240	\$110,496	Annual
				\$39.63	\$41.62	\$43.70	\$45.89	\$48.18	\$50.60	\$53.12	Hourly
0128	Chief of Inspection	CMC	681	\$8,690	\$9,124	\$9,580	\$10,059	\$10,562	\$11,090	\$11,645	Monthly
				\$104,280	\$109,488	\$114,960	\$120,708	\$126,744	\$133,080	\$139,740	Annual
				\$50.13	\$52.64	\$55.27	\$58.03	\$60.93	\$63.98	\$67.18	Hourly
0466	Civilian Investigator	CMC	628	\$6,045	\$6,347	\$6,664	\$6,997	\$7,347	\$7,714	\$8,100	Monthly
				\$72,540	\$76,164	\$79,968	\$83,964	\$88,164	\$92,568	\$97,200	Annual
				\$34.88	\$36.62	\$38.45	\$40.37	\$42.39	\$44.50	\$46.73	Hourly
0120	Code Enforcement Officer See Revised Code Enforcement Officer II	CMC	626	\$5,687	\$5,971	\$6,270	\$6,584	\$6,913	\$7,259	\$7,622	Monthly
				\$68,244	\$71,652	\$75,240	\$79,008	\$82,956	\$87,108	\$91,464	Annual
				\$32.81	\$34.45	\$36.17	\$37.98	\$39.88	\$41.88	\$43.97	Hourly
0430	Communications Installer	CMC	858	\$5,559	\$5,837	\$6,129	\$6,435	\$6,757	\$7,095	\$7,450	Monthly
				\$66,708	\$70,044	\$73,548	\$77,220	\$81,084	\$85,140	\$89,400	Annual
				\$32.07	\$33.68	\$35.36	\$37.13	\$38.98	\$40.93	\$42.98	Hourly
0231	Communications Officer Public Safety Dispatcher	CMC	616	\$6,040	\$6,342	\$6,659	\$6,992	\$7,342	\$7,709	\$8,094	Monthly
				\$72,480	\$76,104	\$79,908	\$83,904	\$88,104	\$92,508	\$97,128	Annual
				\$34.85	\$36.59	\$38.42	\$40.34	\$42.36	\$44.48	\$46.70	Hourly
0232	Communications Supervisor See Public Safety Dispatcher Supervisor	CMC	645	\$6,978	\$7,327	\$7,693	\$8,078	\$8,482	\$8,906	\$9,351	Monthly
				\$83,736	\$87,924	\$92,316	\$96,936	\$101,784	\$106,872	\$112,212	Annual
				\$40.26	\$42.27	\$44.38	\$46.60	\$48.93	\$51.38	\$53.95	Hourly
0611	Community Outreach Supervisor	CMC	900	\$7,049	\$7,401	\$7,771	\$8,160	\$8,568	\$8,996	\$9,446	Monthly
				\$84,588	\$88,812	\$93,252	\$97,920	\$102,816	\$107,952	\$113,352	Annual
				\$40.67	\$42.70	\$44.83	\$47.08	\$49.43	\$51.90	\$54.50	Hourly
0610	Community Outreach Worker	CMC	893	\$5,385	\$5,654	\$5,937	\$6,234	\$6,546	\$6,873	\$7,217	Monthly
				\$64,620	\$67,848	\$71,244	\$74,808	\$78,552	\$82,476	\$86,604	Annual
				\$31.07	\$32.62	\$34.25	\$35.97	\$37.77	\$39.65	\$41.64	Hourly

0703	Community Services Specialist	CMC	582	\$4,997	\$5,142	\$5,399	\$5,669	\$5,952	\$6,250	\$6,562	Monthly
				\$59,764	\$61,704	\$64,788	\$68,028	\$71,424	\$75,000	\$78,744	Annual
				\$28.25	\$29.67	\$31.15	\$32.71	\$34.34	\$36.06	\$37.86	Hourly
	See Revised										
0121	Construction Inspector	CMC	867	\$6,192	\$6,502	\$6,827	\$7,168	\$7,526	\$7,902	\$8,297	Monthly
				\$74,304	\$78,024	\$81,924	\$86,016	\$90,312	\$94,824	\$99,564	Annual
				\$35.72	\$37.51	\$39.39	\$41.35	\$43.42	\$45.59	\$47.87	Hourly
	See Revised										
0100	Contract Administrator	CMC	691	\$8,006	\$8,406	\$8,826	\$9,267	\$9,730	\$10,217	\$10,728	Monthly
				\$96,072	\$100,872	\$105,912	\$111,204	\$116,760	\$122,604	\$128,736	Annual
				\$46.19	\$48.50	\$50.92	\$53.46	\$56.13	\$58.94	\$61.89	Hourly
0706	Court Liaison Officer	CMC	854	\$5,831	\$6,123	\$6,429	\$6,750	\$7,088	\$7,442	\$7,814	Monthly
				\$69,972	\$73,476	\$77,148	\$81,000	\$85,056	\$89,304	\$93,768	Annual
				\$33.64	\$35.33	\$37.09	\$38.94	\$40.89	\$42.93	\$45.08	Hourly
0099	Crime Analyst	CMC	859	\$6,045	\$6,347	\$6,664	\$6,997	\$7,347	\$7,714	\$8,100	Monthly
				\$72,540	\$76,164	\$79,968	\$83,964	\$88,164	\$92,568	\$97,200	Annual
				\$34.88	\$36.62	\$38.45	\$40.37	\$42.39	\$44.50	\$46.73	Hourly
	See Revised										
0467	Crime Prevention Specialist	CMC	852	\$5,717	\$6,003	\$6,303	\$6,618	\$6,949	\$7,296	\$7,661	Monthly
				\$68,604	\$72,036	\$75,636	\$79,416	\$83,388	\$87,552	\$91,932	Annual
				\$32.98	\$34.63	\$36.36	\$38.18	\$40.09	\$42.09	\$44.20	Hourly
0189	Crime Scene Investigation Supervisor	CMC	50	\$8,750	\$9,187	\$9,646	\$10,128	\$10,634	\$11,166	\$11,724	Monthly
				\$105,000	\$110,244	\$115,752	\$121,536	\$127,608	\$133,992	\$140,688	Annual
				\$50.48	\$53.00	\$55.65	\$58.43	\$61.35	\$64.42	\$67.64	Hourly
0465	Crime Scene Investigator	CMC	638	\$5,925	\$6,221	\$6,532	\$6,859	\$7,202	\$7,562	\$7,940	Monthly
				\$71,100	\$74,652	\$78,384	\$82,308	\$86,424	\$90,744	\$95,280	Annual
				\$34.18	\$35.89	\$37.68	\$39.57	\$41.55	\$43.63	\$45.81	Hourly
	See Revised										
0705	Custody Officer	CMC	854	\$5,831	\$6,123	\$6,429	\$6,750	\$7,088	\$7,442	\$7,814	Monthly
				\$69,972	\$73,476	\$77,148	\$81,000	\$85,056	\$89,304	\$93,768	Annual
				\$33.64	\$35.33	\$37.09	\$38.94	\$40.89	\$42.93	\$45.08	Hourly
0190	Custody Supervisor	CMC	612	\$8,750	\$9,187	\$9,646	\$10,128	\$10,634	\$11,166	\$11,724	Monthly
				\$105,000	\$110,244	\$115,752	\$121,536	\$127,608	\$133,992	\$140,688	Annual
				\$50.48	\$53.00	\$55.65	\$58.43	\$61.35	\$64.42	\$67.64	Hourly

0149	Economic Development Administrator	CMC	898	\$10,229	\$10,740	\$11,277	\$11,841	\$12,433	\$13,055	\$13,708	Monthly
				\$122,748	\$128,880	\$135,324	\$142,092	\$149,196	\$156,660	\$164,496	Annual
				\$59.01	\$61.96	\$65.06	\$68.31	\$71.73	\$75.32	\$79.08	Hourly
0134	Electrical Inspector	CMC	868	\$6,192	\$6,502	\$6,827	\$7,168	\$7,526	\$7,902	\$8,297	Monthly
				\$74,304	\$78,024	\$81,924	\$86,016	\$90,312	\$94,824	\$99,564	Annual
				\$35.72	\$37.51	\$39.39	\$41.35	\$43.42	\$45.59	\$47.87	Hourly
0431	Electronics Technician	CMC	875	\$6,920	\$7,266	\$7,629	\$8,010	\$8,411	\$8,832	\$9,274	Monthly
				\$83,040	\$87,192	\$91,548	\$96,120	\$100,932	\$105,984	\$111,288	Annual
				\$39.92	\$41.92	\$44.01	\$46.21	\$48.53	\$50.95	\$53.50	Hourly
0221	Emergency Medical Services Coordinator	CMC	706	\$8,579	\$9,008	\$9,458	\$9,931	\$10,428	\$10,949	\$11,496	Monthly
				\$102,948	\$108,096	\$113,496	\$119,172	\$125,136	\$131,388	\$137,952	Annual
				\$49.49	\$51.97	\$54.57	\$57.29	\$60.16	\$63.17	\$66.32	Hourly
0096	Emergency Services Administrator	CMC	53	\$9,406	\$9,876	\$10,370	\$10,888	\$11,432	\$12,004	\$12,604	Monthly
				\$112,872	\$118,512	\$124,440	\$130,656	\$137,184	\$144,048	\$151,248	Annual
				\$54.27	\$56.98	\$59.83	\$62.82	\$65.95	\$69.25	\$72.72	Hourly
0234	Emergency Services Training Specialist	CMC	860	\$5,814	\$6,105	\$6,410	\$6,731	\$7,068	\$7,421	\$7,792	Monthly
				\$69,768	\$73,260	\$76,920	\$80,772	\$84,816	\$89,052	\$93,504	Annual
				\$33.54	\$35.22	\$36.98	\$38.83	\$40.78	\$42.81	\$44.95	Hourly
0101	Engineering Technician I See Revised	CMC	591	\$5,120	\$5,376	\$5,645	\$5,927	\$6,223	\$6,534	\$6,861	Monthly
				\$61,440	\$64,512	\$67,740	\$71,124	\$74,676	\$78,408	\$82,332	Annual
				\$29.54	\$31.02	\$32.57	\$34.19	\$35.90	\$37.70	\$39.58	Hourly
0102	Engineering Technician II See Revised	CMC	853	\$5,714	\$6,000	\$6,300	\$6,615	\$6,946	\$7,293	\$7,658	Monthly
				\$68,568	\$72,000	\$75,600	\$79,380	\$83,352	\$87,516	\$91,896	Annual
				\$32.97	\$34.62	\$36.35	\$38.16	\$40.07	\$42.08	\$44.18	Hourly
0116	Engineering Technician III See Revised	CMC	632	\$6,281	\$6,595	\$6,925	\$7,271	\$7,635	\$8,017	\$8,418	Monthly
				\$75,372	\$79,140	\$83,100	\$87,252	\$91,620	\$96,204	\$101,016	Annual
				\$36.24	\$38.05	\$39.95	\$41.95	\$44.05	\$46.25	\$48.57	Hourly
0440	Equipment Mechanic I See Revised	CMC	570	\$4,311	\$4,527	\$4,753	\$4,991	\$5,241	\$5,503	\$5,778	Monthly
				\$51,732	\$54,324	\$57,036	\$59,892	\$62,892	\$66,036	\$69,336	Annual
				\$24.87	\$26.12	\$27.42	\$28.79	\$30.24	\$31.75	\$33.33	Hourly

0441	Equipment Mechanic II See Revised	CMC	851	\$5,160	\$5,418	\$5,680	\$5,973	\$6,272	\$6,586	\$6,915	Monthly
				\$61,920	\$65,016	\$68,268	\$71,676	\$75,264	\$79,032	\$82,980	Annual
				\$29.77	\$31.26	\$32.82	\$34.46	\$36.18	\$38.00	\$39.89	Hourly
0445	Equipment Mechanic III See Revised	CMC	856	\$5,560	\$5,838	\$6,130	\$6,436	\$6,758	\$7,096	\$7,454	Monthly
				\$66,720	\$70,056	\$73,560	\$77,232	\$81,096	\$85,152	\$89,412	Annual
				\$32.08	\$33.68	\$35.37	\$37.13	\$38.99	\$40.94	\$42.99	Hourly
0014	Executive Assistant	CMC	609	\$5,752	\$6,040	\$6,342	\$6,659	\$6,992	\$7,342	\$7,709	Monthly
				\$69,024	\$72,480	\$76,104	\$79,908	\$83,904	\$88,104	\$92,508	Annual
				\$33.18	\$34.85	\$36.59	\$38.42	\$40.34	\$42.36	\$44.48	Hourly
0407	Facilities Maintenance Technician See Revised	CMC	589	\$5,013	\$5,264	\$5,527	\$5,803	\$6,093	\$6,398	\$6,718	Monthly
				\$60,156	\$63,168	\$66,324	\$69,636	\$73,116	\$76,776	\$80,616	Annual
				\$28.92	\$30.37	\$31.89	\$33.48	\$35.15	\$36.91	\$38.76	Hourly
0304	Fairview Park Administrator See Revised	CMC	887	\$8,613	\$9,044	\$9,496	\$9,971	\$10,470	\$10,994	\$11,544	Monthly
				\$103,356	\$108,528	\$113,952	\$119,652	\$125,640	\$131,928	\$138,528	Annual
				\$49.69	\$52.18	\$54.78	\$57.53	\$60.40	\$63.43	\$66.60	Hourly
0057	Financial Analyst See Revised	CMC	899	\$7,630	\$8,012	\$8,413	\$8,834	\$9,276	\$9,740	\$10,227	Monthly
				\$91,560	\$96,144	\$100,956	\$106,008	\$111,312	\$116,880	\$122,724	Annual
				\$44.02	\$46.22	\$48.54	\$50.97	\$53.52	\$56.19	\$59.00	Hourly
0218	Fire Protection Analyst	CMC	876	\$7,241	\$7,603	\$7,983	\$8,382	\$8,801	\$9,241	\$9,703	Monthly
				\$86,892	\$91,236	\$95,796	\$100,584	\$105,612	\$110,892	\$116,436	Annual
				\$41.78	\$43.86	\$46.06	\$48.36	\$50.78	\$53.31	\$55.98	Hourly
0215	Fire Protection Specialist	CMC	861	\$6,840	\$7,182	\$7,541	\$7,918	\$8,314	\$8,730	\$9,166	Monthly
				\$82,080	\$86,184	\$90,492	\$95,016	\$99,768	\$104,760	\$109,992	Annual
				\$39.46	\$41.43	\$43.51	\$45.68	\$47.97	\$50.37	\$52.88	Hourly
0065	Grant Administrator	CMC	877	\$7,520	\$7,896	\$8,291	\$8,706	\$9,141	\$9,598	\$10,078	Monthly
				\$90,240	\$94,752	\$99,492	\$104,472	\$109,692	\$115,176	\$120,936	Annual
				\$43.38	\$45.55	\$47.83	\$50.23	\$52.74	\$55.37	\$58.14	Hourly
0029	Graphics Designer	CMC	610	\$5,157	\$5,415	\$5,686	\$5,970	\$6,268	\$6,581	\$6,910	Monthly
				\$61,884	\$64,980	\$68,232	\$71,640	\$75,216	\$78,972	\$82,920	Annual
				\$29.75	\$31.24	\$32.80	\$34.44	\$36.16	\$37.97	\$39.87	Hourly

0446	Lead Equipment Mechanic	CMC	869	\$6,269	\$6,582	\$6,911	\$7,257	\$7,620	\$8,001	\$8,401	Monthly
				\$75,228	\$78,984	\$82,932	\$87,084	\$91,440	\$96,012	\$100,812	Annual
				\$36.17	\$37.97	\$39.87	\$41.87	\$43.96	\$46.16	\$48.47	Hourly
	See Revised										
0409	Lead Facilities Maintenance Technician	CMC	863	\$5,890	\$6,184	\$6,493	\$6,818	\$7,159	\$7,517	\$7,893	Monthly
				\$70,680	\$74,208	\$77,916	\$81,816	\$85,908	\$90,204	\$94,716	Annual
				\$33.98	\$35.68	\$37.46	\$39.33	\$41.30	\$43.37	\$45.54	Hourly
	See Revised										
0405	Lead Maintenance Worker	CMC	864	\$5,890	\$6,184	\$6,493	\$6,818	\$7,159	\$7,517	\$7,893	Monthly
				\$70,680	\$74,208	\$77,916	\$81,816	\$85,908	\$90,204	\$94,716	Annual
				\$33.98	\$35.68	\$37.46	\$39.33	\$41.30	\$43.37	\$45.54	Hourly
	See Revised										
0402	Maintenance Assistant	CMC	550	\$4,831	\$4,293	\$4,445	\$4,667	\$4,900	\$5,145	\$5,402	Monthly
				\$40,372	\$50,796	\$53,340	\$56,004	\$58,800	\$61,740	\$64,824	Annual
				\$23.26	\$24.42	\$25.64	\$26.93	\$28.27	\$29.68	\$31.17	Hourly
	See Revised										
0412	Maintenance Superintendent	CMC	881	\$7,990	\$8,389	\$8,808	\$9,248	\$9,710	\$10,195	\$10,705	Monthly
				\$95,880	\$100,668	\$105,696	\$110,976	\$116,520	\$122,340	\$128,460	Annual
				\$46.10	\$48.40	\$50.82	\$53.35	\$56.02	\$58.82	\$61.76	Hourly
	See Revised										
0406	Maintenance Supervisor	CMC	670	\$6,911	\$7,257	\$7,620	\$8,001	\$8,401	\$8,821	\$9,262	Monthly
				\$82,932	\$87,084	\$91,440	\$96,012	\$100,812	\$105,852	\$111,144	Annual
				\$39.87	\$41.87	\$43.96	\$46.16	\$48.47	\$50.89	\$53.43	Hourly
	See Revised										
0403	Maintenance Worker	CMC	846	\$4,454	\$4,677	\$4,911	\$5,157	\$5,415	\$5,686	\$5,970	Monthly
				\$53,448	\$56,124	\$58,932	\$61,884	\$64,980	\$68,232	\$71,640	Annual
				\$25.70	\$26.98	\$28.33	\$29.75	\$31.24	\$32.80	\$34.44	Hourly
	See Revised										
0243	Management Aide	CMC	892	\$5,917	\$6,213	\$6,524	\$6,850	\$7,192	\$7,552	\$7,930	Monthly
				\$71,004	\$74,556	\$78,288	\$82,200	\$86,304	\$90,624	\$95,160	Annual
				\$34.14	\$35.84	\$37.64	\$39.52	\$41.49	\$43.57	\$45.75	Hourly
	See Revised										
0074	Management Analyst	CMC	872	\$6,805	\$7,145	\$7,502	\$7,877	\$8,271	\$8,685	\$9,119	Monthly
				\$81,660	\$85,740	\$90,024	\$94,524	\$99,252	\$104,220	\$109,428	Annual
				\$39.26	\$41.22	\$43.28	\$45.44	\$47.72	\$50.11	\$52.61	Hourly
	See Revised										
0001	Messenger	CMC	501	\$4,038	\$4,240	\$4,452	\$4,675	\$4,909	\$5,154	\$5,412	Monthly
				\$48,456	\$50,880	\$53,424	\$56,100	\$58,908	\$61,848	\$64,944	Annual
				\$23.30	\$24.46	\$25.68	\$26.97	\$28.32	\$29.73	\$31.22	Hourly

0041	Network Systems Administrator	CMC	631	\$8,390	\$8,810	\$9,251	\$9,714	\$10,200	\$10,710	\$11,246	Monthly
				\$100,680	\$105,720	\$111,012	\$116,568	\$122,400	\$128,520	\$134,952	Annual
				\$48.40	\$50.83	\$53.37	\$56.04	\$58.85	\$61.79	\$64.88	Hourly
0006	Office Coordinator	CMC	848	\$4,860	\$5,103	\$5,358	\$5,626	\$5,907	\$6,202	\$6,512	Monthly
				\$58,320	\$61,236	\$64,296	\$67,512	\$70,884	\$74,424	\$78,144	Annual
				\$28.04	\$29.44	\$30.91	\$32.46	\$34.08	\$35.78	\$37.57	Hourly
0003	Office Specialist See Revised	CMC	525	\$3,527	\$3,703	\$3,888	\$4,082	\$4,286	\$4,500	\$4,725	Monthly
				\$42,324	\$44,436	\$46,656	\$48,984	\$51,432	\$54,000	\$56,700	Annual
				\$20.35	\$21.36	\$22.43	\$23.55	\$24.73	\$25.96	\$27.26	Hourly
0004	Office Specialist I See Revised	CMC	545	\$3,895	\$4,090	\$4,295	\$4,510	\$4,736	\$4,973	\$5,222	Monthly
				\$46,740	\$49,080	\$51,540	\$54,120	\$56,832	\$59,676	\$62,664	Annual
				\$22.47	\$23.60	\$24.78	\$26.02	\$27.32	\$28.69	\$30.13	Hourly
0005	Office Specialist II See Revised	CMC	845	\$4,200	\$4,410	\$4,630	\$4,862	\$5,105	\$5,360	\$5,628	Monthly
				\$50,400	\$52,920	\$55,560	\$58,344	\$61,260	\$64,320	\$67,536	Annual
				\$24.23	\$25.44	\$26.71	\$28.05	\$29.45	\$30.92	\$32.47	Hourly
0031	Offset Press Operator I	CMC	847	\$4,507	\$4,732	\$4,969	\$5,217	\$5,478	\$5,752	\$6,040	Monthly
				\$54,084	\$56,784	\$59,628	\$62,604	\$65,736	\$69,024	\$72,480	Annual
				\$26.00	\$27.30	\$28.67	\$30.10	\$31.60	\$33.18	\$34.85	Hourly
0034	Offset Press Operator II	CMC	595	\$4,783	\$5,022	\$5,273	\$5,537	\$5,814	\$6,105	\$6,410	Monthly
				\$57,396	\$60,264	\$63,276	\$66,444	\$69,768	\$73,260	\$76,920	Annual
				\$27.59	\$28.97	\$30.42	\$31.94	\$33.54	\$35.22	\$36.98	Hourly
0521	Park Ranger	CMC	725	\$5,385	\$5,654	\$5,937	\$6,234	\$6,546	\$6,873	\$7,217	Monthly
				\$64,620	\$67,848	\$71,244	\$74,808	\$78,552	\$82,476	\$86,604	Annual
				\$31.07	\$32.62	\$34.25	\$35.97	\$37.77	\$39.65	\$41.64	Hourly
0028	Permit Processing Specialist	CMC	569	\$4,392	\$4,612	\$4,843	\$5,085	\$5,339	\$5,606	\$5,886	Monthly
				\$52,704	\$55,344	\$58,116	\$61,020	\$64,068	\$67,272	\$70,632	Annual
				\$25.34	\$26.61	\$27.94	\$29.34	\$30.80	\$32.34	\$33.96	Hourly
0039	Personal Computer/ Network Assistant	CMC	849	\$4,783	\$5,022	\$5,273	\$5,537	\$5,814	\$6,105	\$6,410	Monthly
				\$57,396	\$60,264	\$63,276	\$66,444	\$69,768	\$73,260	\$76,920	Annual
				\$27.59	\$28.97	\$30.42	\$31.94	\$33.54	\$35.22	\$36.98	Hourly

0109	Plan Check Engineer	CMC	883	\$9,473	\$9,947	\$10,444	\$10,966	\$11,514	\$12,090	\$12,694	Monthly
				\$113,676	\$119,364	\$125,328	\$131,592	\$138,168	\$145,080	\$152,328	Annual
				\$54.65	\$57.39	\$60.25	\$63.27	\$66.43	\$69.75	\$73.23	Hourly
0114	Plan Checker	CMC	886	\$8,235	\$8,647	\$9,079	\$9,533	\$10,010	\$10,511	\$11,037	Monthly
				\$98,820	\$103,764	\$108,948	\$114,396	\$120,120	\$126,132	\$132,444	Annual
				\$47.51	\$49.89	\$52.38	\$55.00	\$57.75	\$60.64	\$63.68	Hourly
0095	Police Records Administrator	CMC	52	\$9,406	\$9,876	\$10,370	\$10,888	\$11,432	\$12,004	\$12,604	Monthly
				\$112,872	\$118,512	\$124,440	\$130,656	\$137,184	\$144,048	\$151,248	Annual
				\$54.27	\$56.98	\$59.83	\$62.82	\$65.95	\$69.25	\$72.72	Hourly
0461	Police Records Bureau Supervisor	CMC	842	\$8,750	\$9,187	\$9,646	\$10,128	\$10,634	\$11,166	\$11,724	Monthly
				\$105,000	\$110,244	\$115,752	\$121,536	\$127,608	\$133,992	\$140,688	Annual
				\$50.48	\$53.00	\$55.65	\$58.43	\$61.35	\$64.42	\$67.64	Hourly
0012	Police Records Shift Supervisor See Revised	CMC	594	\$5,194	\$5,454	\$5,727	\$6,013	\$6,314	\$6,630	\$6,961	Monthly
				\$62,328	\$65,448	\$68,724	\$72,156	\$75,768	\$79,560	\$83,532	Annual
				\$29.97	\$31.47	\$33.04	\$34.69	\$36.43	\$38.25	\$40.16	Hourly
0010	Police Records Technician See Revised	CMC	546	\$4,089	\$4,293	\$4,508	\$4,733	\$4,970	\$5,219	\$5,480	Monthly
				\$49,068	\$51,516	\$54,096	\$56,796	\$59,640	\$62,628	\$65,760	Annual
				\$23.59	\$24.77	\$26.01	\$27.31	\$28.67	\$30.11	\$31.62	Hourly
0460	Police Training Administrator	CMC	844	\$9,406	\$9,876	\$10,370	\$10,888	\$11,432	\$12,004	\$12,604	Monthly
				\$112,872	\$118,512	\$124,440	\$130,656	\$137,184	\$144,048	\$151,248	Annual
				\$54.27	\$56.98	\$59.83	\$62.82	\$65.95	\$69.25	\$72.72	Hourly
0459	Police Training Assistant	CMC	862	\$6,251	\$6,564	\$6,892	\$7,237	\$7,599	\$7,979	\$8,378	Monthly
				\$75,012	\$78,768	\$82,704	\$86,844	\$91,188	\$95,748	\$100,536	Annual
				\$36.06	\$37.87	\$39.76	\$41.75	\$43.84	\$46.03	\$48.33	Hourly
0106	Principal Civil Engineer Assistant City Engineer	CMC	726	\$11,547	\$12,124	\$12,730	\$13,367	\$14,035	\$14,737	\$15,474	Monthly
				\$138,564	\$145,488	\$152,760	\$160,404	\$168,420	\$176,844	\$185,688	Annual
				\$66.62	\$69.95	\$73.44	\$77.12	\$80.97	\$85.02	\$89.27	Hourly
0154	Principal Planner	CMC	704	\$10,229	\$10,740	\$11,277	\$11,841	\$12,433	\$13,055	\$13,708	Monthly
				\$122,748	\$128,880	\$135,324	\$142,092	\$149,196	\$156,660	\$164,496	Annual
				\$59.01	\$61.96	\$65.06	\$68.31	\$71.73	\$75.32	\$79.08	Hourly

0043	Programmer Analyst I	CMC	870	\$7,430	\$7,801	\$8,191	\$8,601	\$9,031	\$9,483	\$9,957	Monthly
				\$89,160	\$93,612	\$98,292	\$103,212	\$108,372	\$113,796	\$119,484	Annual
				\$42.87	\$45.01	\$47.26	\$49.62	\$52.10	\$54.71	\$57.44	Hourly
0044	Programmer Analyst II	CMC	692	\$8,916	\$9,362	\$9,830	\$10,322	\$10,838	\$11,380	\$11,949	Monthly
				\$106,992	\$112,344	\$117,960	\$123,864	\$130,056	\$136,560	\$143,388	Annual
				\$51.44	\$54.01	\$56.71	\$59.55	\$62.53	\$65.65	\$68.94	Hourly
0463	Property/Evidence Specialist	CMC	623	\$5,498	\$5,773	\$6,062	\$6,365	\$6,683	\$7,017	\$7,368	Monthly
				\$65,976	\$69,276	\$72,744	\$76,380	\$80,196	\$84,204	\$88,416	Annual
				\$31.72	\$33.31	\$34.97	\$36.72	\$38.56	\$40.48	\$42.51	Hourly
0462	Property/Evidence Supervisor	CMC	843	\$8,750	\$9,187	\$9,646	\$10,128	\$10,634	\$11,166	\$11,724	Monthly
				\$105,000	\$110,244	\$115,752	\$121,536	\$127,608	\$133,992	\$140,688	Annual
				\$50.48	\$53.00	\$55.65	\$58.43	\$61.35	\$64.42	\$67.64	Hourly
0124	Public Right of Way Coordinator	CMC	731	\$5,687	\$5,971	\$6,270	\$6,584	\$6,913	\$7,259	\$7,622	Monthly
				\$68,244	\$71,652	\$75,240	\$79,008	\$82,956	\$87,108	\$91,464	Annual
				\$32.81	\$34.45	\$36.17	\$37.98	\$39.88	\$41.88	\$43.97	Hourly
0053	Purchasing Supervisor See Finance Officer	CMC	879	\$8,226	\$8,637	\$9,069	\$9,522	\$9,998	\$10,498	\$11,023	Monthly
				\$98,712	\$103,644	\$108,828	\$114,264	\$119,976	\$125,976	\$132,276	Annual
				\$47.46	\$49.83	\$52.32	\$54.93	\$57.68	\$60.57	\$63.59	Hourly
0468	Range Master	CMC	855	\$5,831	\$6,123	\$6,429	\$6,750	\$7,088	\$7,442	\$7,814	Monthly
				\$69,972	\$73,476	\$77,148	\$81,000	\$85,056	\$89,304	\$93,768	Annual
				\$33.64	\$35.33	\$37.09	\$38.94	\$40.89	\$42.93	\$45.08	Hourly
0290	Recreation Coordinator See Revised	CMC	583	\$4,657	\$4,890	\$5,134	\$5,391	\$5,661	\$5,944	\$6,241	Monthly
				\$55,884	\$58,680	\$61,608	\$64,692	\$67,932	\$71,328	\$74,892	Annual
				\$26.87	\$28.21	\$29.62	\$31.10	\$32.66	\$34.29	\$36.01	Hourly
0508	Recreation Specialist See Revised	CMC	890	\$3,575	\$3,754	\$3,942	\$4,139	\$4,346	\$4,563	\$4,791	Monthly
				\$42,900	\$45,048	\$47,304	\$49,668	\$52,152	\$54,756	\$57,492	Annual
				\$20.63	\$21.66	\$22.74	\$23.88	\$25.07	\$26.33	\$27.64	Hourly
0302	Recreation Supervisor See Senior Recreation Supervisor	CMC	666	\$7,049	\$7,401	\$7,771	\$8,160	\$8,568	\$8,996	\$9,446	Monthly
				\$84,588	\$88,812	\$93,252	\$97,920	\$102,816	\$107,952	\$113,352	Annual
				\$40.67	\$42.70	\$44.83	\$47.08	\$49.43	\$51.90	\$54.50	Hourly

0058	Revenue Supervisor	CMC	880	\$6,226	\$6,637	\$9,069	\$9,522	\$9,996	\$10,496	\$11,023	Monthly
	See Finance Officer			\$98,712	\$103,644	\$108,828	\$114,264	\$119,976	\$125,976	\$132,276	Annual
				\$47.46	\$49.83	\$52.32	\$54.93	\$57.68	\$60.57	\$63.59	Hourly
0067	Senior Accountant	CMC	663	\$7,749	\$8,136	\$8,543	\$8,970	\$9,419	\$9,890	\$10,385	Monthly
				\$92,988	\$97,632	\$102,516	\$107,640	\$113,028	\$118,680	\$124,620	Annual
				\$44.71	\$46.94	\$49.29	\$51.75	\$54.34	\$57.06	\$59.91	Hourly
0119	Senior Code Enforcement Officer	CMC	896	\$6,112	\$6,418	\$6,739	\$7,076	\$7,430	\$7,801	\$8,191	Monthly
	See Revised			\$73,344	\$77,016	\$80,868	\$84,912	\$89,160	\$93,612	\$98,292	Annual
				\$35.26	\$37.03	\$38.88	\$40.82	\$42.87	\$45.01	\$47.26	Hourly
0139	Senior Combination Inspector	CMC	874	\$7,900	\$8,295	\$8,710	\$9,146	\$9,603	\$10,083	\$10,587	Monthly
				\$94,800	\$99,540	\$104,520	\$109,752	\$115,236	\$120,996	\$127,044	Annual
				\$45.58	\$47.86	\$50.25	\$52.77	\$55.40	\$58.17	\$61.08	Hourly
0238	Senior Communications Officer	CMC	630	\$6,490	\$6,815	\$7,156	\$7,514	\$7,890	\$8,285	\$8,699	Monthly
				\$77,880	\$81,780	\$85,872	\$90,168	\$94,680	\$99,420	\$104,388	Annual
				\$37.44	\$39.32	\$41.28	\$43.35	\$45.52	\$47.80	\$50.19	Hourly
0233	Senior Communications Supervisor	CMC	667	\$8,750	\$9,187	\$9,646	\$10,128	\$10,634	\$11,166	\$11,724	Monthly
				\$105,000	\$110,244	\$115,752	\$121,536	\$127,608	\$133,992	\$140,688	Annual
				\$50.48	\$53.00	\$55.65	\$58.43	\$61.35	\$64.42	\$67.64	Hourly
0136	Senior Electrical Inspector	CMC	873	\$6,841	\$7,183	\$7,542	\$7,919	\$8,315	\$8,731	\$9,168	Monthly
				\$82,092	\$86,196	\$90,504	\$95,028	\$99,780	\$104,772	\$110,016	Annual
				\$39.47	\$41.44	\$43.51	\$45.69	\$47.97	\$50.37	\$52.89	Hourly
0105	Senior Engineer	CMC	884	\$10,041	\$10,543	\$11,070	\$11,623	\$12,204	\$12,814	\$13,455	Monthly
				\$120,492	\$126,516	\$132,840	\$139,476	\$146,448	\$153,768	\$161,460	Annual
				\$57.93	\$60.83	\$63.87	\$67.06	\$70.41	\$73.93	\$77.63	Hourly
0432	Senior Lead Maintenance Worker	CMC	871	\$6,414	\$6,735	\$7,072	\$7,426	\$7,797	\$8,187	\$8,596	Monthly
	See Revised			\$76,968	\$80,820	\$84,864	\$89,112	\$93,564	\$98,244	\$103,152	Annual
				\$37.00	\$38.86	\$40.80	\$42.84	\$44.98	\$47.23	\$49.59	Hourly
0433	Senior Maintenance Technician	CMC	597	\$5,096	\$5,351	\$5,619	\$5,900	\$6,195	\$6,505	\$6,830	Monthly
				\$61,152	\$64,212	\$67,428	\$70,800	\$74,340	\$78,060	\$81,960	Annual
				\$29.40	\$30.87	\$32.42	\$34.04	\$35.74	\$37.53	\$39.40	Hourly

0404	Senior Maintenance Worker	CMC	587	\$4,848	\$5,090	\$5,345	\$5,612	\$5,893	\$6,188	\$6,497	Monthly
				\$58,176	\$61,080	\$64,140	\$67,344	\$70,716	\$74,256	\$77,964	Annual
				\$27.97	\$29.37	\$30.84	\$32.38	\$34.00	\$35.70	\$37.48	Hourly
0244	Senior Management Analyst	CMC	895	\$7,144	\$7,501	\$7,876	\$8,270	\$8,684	\$9,118	\$9,574	Monthly
				\$85,728	\$90,012	\$94,512	\$99,240	\$104,208	\$109,416	\$114,888	Annual
				\$41.22	\$43.28	\$45.44	\$47.71	\$50.10	\$52.60	\$55.23	Hourly
0153	Senior Planner	CMC	878	\$8,894	\$9,339	\$9,806	\$10,296	\$10,811	\$11,352	\$11,920	Monthly
				\$106,728	\$112,068	\$117,672	\$123,552	\$129,732	\$136,224	\$143,040	Annual
				\$51.31	\$53.88	\$56.57	\$59.40	\$62.37	\$65.49	\$68.77	Hourly
0011	Senior Police Records Technician	CMC	561	\$4,405	\$4,625	\$4,856	\$5,099	\$5,354	\$5,622	\$5,903	Monthly
				\$52,860	\$55,500	\$58,272	\$61,188	\$64,248	\$67,464	\$70,836	Annual
				\$25.41	\$26.68	\$28.02	\$29.42	\$30.89	\$32.43	\$34.06	Hourly
0048	Senior Programmer Analyst	CMC	710	\$9,764	\$10,252	\$10,765	\$11,303	\$11,868	\$12,461	\$13,084	Monthly
				\$117,168	\$123,024	\$129,180	\$135,636	\$142,416	\$149,532	\$157,008	Annual
				\$56.33	\$59.15	\$62.11	\$65.21	\$68.47	\$71.89	\$75.48	Hourly
0050	Storekeeper	CMC	588	\$4,836	\$5,078	\$5,332	\$5,599	\$5,879	\$6,173	\$6,482	Monthly
				\$58,032	\$60,936	\$63,984	\$67,188	\$70,548	\$74,076	\$77,784	Annual
				\$27.90	\$29.30	\$30.76	\$32.30	\$33.92	\$35.61	\$37.40	Hourly
0089	Tax Auditing Specialist	CMC	865	\$6,250	\$6,562	\$6,890	\$7,234	\$7,596	\$7,976	\$8,375	Monthly
				\$75,000	\$78,744	\$82,680	\$86,808	\$91,152	\$95,712	\$100,500	Annual
				\$36.06	\$37.86	\$39.75	\$41.73	\$43.82	\$46.02	\$48.32	Hourly
0064	Treasury Specialist	CMC	639	\$6,250	\$6,562	\$6,890	\$7,234	\$7,596	\$7,976	\$8,375	Monthly
				\$75,000	\$78,744	\$82,680	\$86,808	\$91,152	\$95,712	\$100,500	Annual
				\$36.06	\$37.86	\$39.75	\$41.73	\$43.82	\$46.02	\$48.32	Hourly
0240	Video Production Coordinator	CMC	657	\$7,305	\$7,670	\$8,053	\$8,456	\$8,879	\$9,323	\$9,789	Monthly
				\$87,660	\$92,040	\$96,636	\$101,472	\$106,548	\$111,876	\$117,468	Annual
				\$42.14	\$44.25	\$46.46	\$48.78	\$51.23	\$53.79	\$56.48	Hourly
0241	Video Production Specialist Multimedia Specialist	CMC	885	\$5,285	\$5,549	\$5,826	\$6,117	\$6,423	\$6,744	\$7,081	Monthly
				\$63,420	\$66,588	\$69,912	\$73,404	\$77,076	\$80,928	\$84,972	Annual
				\$30.49	\$32.01	\$33.61	\$35.29	\$37.06	\$38.91	\$40.85	Hourly

0038	Website Coordinator	CMC	849	\$4,783	\$5,022	\$5,273	\$5,537	\$5,814	\$6,105	\$6,410	Monthly
				\$57,396	\$60,264	\$63,276	\$66,444	\$69,768	\$73,260	\$76,920	Annual
				\$27.59	\$28.97	\$30.42	\$31.94	\$33.54	\$35.22	\$36.98	Hourly
0156	Zoning Administrator	CMC	727	\$9,378	\$9,847	\$10,339	\$10,856	\$11,399	\$11,969	\$12,567	Monthly
				\$112,536	\$118,164	\$124,068	\$130,272	\$136,788	\$143,628	\$150,804	Annual
				\$54.10	\$56.81	\$59.65	\$62.63	\$65.76	\$69.05	\$72.50	Hourly

SECTION 2. The City of Costa Mesa has contracted with the California Public Employees Retirement System (CalPERS) to provide retirement benefits to eligible City employees. Employees will contribute towards the employee and employer contribution as stipulated in the Memorandum of Understanding (MOU) with the Costa Mesa City Employees Association. There will be no Employer Paid Member Contribution (EPMC).

SECTION 3. All parts of resolutions in conflict herewith are hereby rescinded.

PASSED AND ADOPTED this 15th day of November, 2022.




John Stephens, Mayor

ATTEST:



Brenda Green, City Clerk

APPROVED AS TO FORM:



Kimberly Hall Barlow, City Attorney *ACA*

STATE OF CALIFORNIA)
COUNTY OF ORANGE) ss
CITY OF COSTA MESA)


I, **BRENDA GREEN**, City Clerk of the City of Costa Mesa, DO HEREBY CERTIFY that the above and foregoing is the original of Resolution No. 2022-71 and was duly passed and adopted by the City Council of the City of Costa Mesa at a regular meeting held on the 15th day of November, 2022, by the following roll call vote, to wit:

AYES: COUNCILMEMBERS: CHAVEZ, GAMEROS, HARLAN, HARPER, REYNOLDS, MARR, AND STEPHENS.

NOES: COUNCILMEMBERS: NONE.

ABSENT: COUNCILMEMBERS: NONE.

IN WITNESS WHEREOF, I have hereby set my hand and affixed the seal of the City of Costa Mesa this 16th day of November, 2022.



Brenda Green, City Clerk

RESOLUTION NO. 2023-15

A RESOLUTION OF THE CITY COUNCIL OF THE CITY OF COSTA MESA, CALIFORNIA, AMENDING RESOLUTIONS NO. 2022-69, 2022-70, 2022-71 TO RENAME AND REVISE THE PAY RANGES FOR VARIOUS CLASSIFICATIONS OF EMPLOYEES REPRESENTED BY THE COSTA MESA CITY EMPLOYEES ASSOCIATION.

THE CITY COUNCIL OF THE CITY OF COSTA MESA, CALIFORNIA HEREBY FINDS, DETERMINES, AND DECLARES AS FOLLOWS:

WHEREAS, on November 15, 2022, the City Council adopted Resolutions No. 2022-69, 2022-70, and 2022-71 revising the pay ranges for job classifications represented by the Costa Mesa City Employees Association; and

WHEREAS, the City Council desires to rename the existing "Assistant Recreation Supervisor" classification as the "Recreation Supervisor" classification, the existing "Recreation Supervisor" classification as the "Senior Recreation Supervisor" classification and the "Principal Civil Engineer" classification as the "Assistant City Engineer" classification.

WHEREAS, the City Council further desires to amend Resolutions No. 2022-69, 2022-70, and 2022-71 to revise the pay ranges for the Arts Specialist, Recreation Coordinator, Recreation Specialist, Recreation Supervisor and Senior Recreation Supervisor; and

WHEREAS, the City Council desires to amend Resolution No. 2022-69, 2022-70, and 2022-71 to revise the pay ranges for the classifications specified herein; and

NOW, THEREFORE, BE IT RESOLVED by the City Council of the City of Costa Mesa as follows:

SECTION 1. The following pay ranges and monthly rates of pay for the identified job classifications are hereby established and placed under the Basic Salary Administration Plan effective the pay period that includes March 26, 2023. The monthly rate of pay may also be in increments between the monthly minimum and maximum pay step.

Class Code	Class Title	Grade	Step							
			1	2	3	4	5	6	7	
0307	Arts Specialist	733	\$6,889	\$7,233	\$7,595	\$7,975	\$8,374	\$8,793	\$9,233	Monthly
			\$82,668	\$86,796	\$91,140	\$95,700	\$100,488	\$105,516	\$110,796	Annual
			\$39.74	\$41.73	\$43.82	\$46.01	\$48.31	\$50.73	\$53.27	Hourly

Class Code	Class Title	Grade	Step							
			1	2	3	4	5	6	7	
0508	Recreation Specialist	890	\$4,630	\$4,861	\$5,104	\$5,359	\$5,627	\$5,908	\$6,203	Monthly
			\$55,560	\$58,332	\$61,248	\$64,308	\$67,524	\$70,896	\$74,436	Annual
			\$26.71	\$28.04	\$29.45	\$30.92	\$32.46	\$34.08	\$35.79	Hourly
0290	Recreation Coordinator	583	\$5,648	\$5,930	\$6,227	\$6,538	\$6,865	\$7,208	\$7,568	Monthly
			\$67,776	\$71,160	\$74,724	\$78,456	\$82,380	\$86,496	\$90,816	Annual
			\$32.58	\$34.21	\$35.93	\$37.72	\$39.61	\$41.58	\$43.66	Hourly
0301	Recreation Supervisor	625	\$6,889	\$7,233	\$7,595	\$7,975	\$8,374	\$8,793	\$9,233	Monthly
			\$82,668	\$86,796	\$91,140	\$95,700	\$100,488	\$105,516	\$110,796	Annual
			\$39.74	\$41.73	\$43.82	\$46.01	\$48.31	\$50.73	\$53.27	Hourly
0302	Senior Recreation Supervisor	666	\$7,577	\$7,956	\$8,354	\$8,772	\$9,211	\$9,672	\$10,156	Monthly
			\$90,924	\$95,472	\$100,248	\$105,264	\$110,532	\$116,064	\$121,872	Annual
			\$43.71	\$45.90	\$48.20	\$50.61	\$53.14	\$55.80	\$58.59	Hourly

SECTION 2. The following pay ranges and monthly rates of pay for the identified job classifications are hereby established and placed under the Basic Salary Administration Plan effective the pay period that includes July 1, 2023. The monthly rate of pay may also be in increments between the monthly minimum and maximum pay step.


Class Code	Class Title	Grade	Step							
			1	2	3	4	5	6	7	
0307	Arts Specialist	733	\$7,096	\$7,451	\$7,824	\$8,215	\$8,626	\$9,057	\$9,510	Monthly
			\$85,152	\$89,412	\$93,888	\$98,580	\$103,512	\$108,684	\$114,120	Annual
			\$40.94	\$42.99	\$45.14	\$47.39	\$49.77	\$52.25	\$54.87	Hourly
0508	Recreation Specialist	890	\$4,768	\$5,006	\$5,256	\$5,519	\$5,795	\$6,085	\$6,389	Monthly
			\$57,216	\$60,072	\$63,072	\$66,228	\$69,540	\$73,020	\$76,668	Annual
			\$27.51	\$28.88	\$30.32	\$31.84	\$33.43	\$35.11	\$36.86	Hourly
0290	Recreation Coordinator	583	\$5,816	\$6,107	\$6,412	\$6,733	\$7,070	\$7,424	\$7,795	Monthly
			\$69,792	\$73,284	\$76,944	\$80,796	\$84,840	\$89,088	\$93,540	Annual
			\$33.55	\$35.23	\$36.99	\$38.84	\$40.79	\$42.83	\$44.97	Hourly
0301	Recreation Supervisor	625	\$7,096	\$7,451	\$7,824	\$8,215	\$8,626	\$9,057	\$9,510	Monthly
			\$85,152	\$89,412	\$93,888	\$98,580	\$103,512	\$108,684	\$114,120	Annual
			\$40.94	\$42.99	\$45.14	\$47.39	\$49.77	\$52.25	\$54.87	Hourly
0302	Senior Recreation Supervisor	666	\$7,807	\$8,197	\$8,607	\$9,037	\$9,489	\$9,963	\$10,461	Monthly
			\$93,684	\$98,364	\$103,284	\$108,444	\$113,868	\$119,556	\$125,532	Annual
			\$45.04	\$47.29	\$49.66	\$52.14	\$54.74	\$57.48	\$60.35	Hourly

SECTION 3. The following pay ranges and monthly rates of pay for the identified job classifications are hereby established and placed under the Basic Salary Administration Plan effective the pay period that includes July 1, 2024. The monthly rate of pay may also be in increments between the monthly minimum and maximum pay step.

Class Code	Class Title	Grade	Step							
			1	2	3	4	5	6	7	
0307	Arts Specialist	733	\$7,310	\$7,675	\$8,059	\$8,462	\$8,885	\$9,329	\$9,795	Monthly
			\$87,720	\$92,100	\$96,708	\$101,544	\$106,620	\$111,948	\$117,540	Annual
			\$42.17	\$44.28	\$46.49	\$48.82	\$51.26	\$53.82	\$56.51	Hourly
0508	Recreation Specialist	890	\$4,911	\$5,157	\$5,415	\$5,686	\$5,970	\$6,268	\$6,581	Monthly
			\$58,932	\$61,884	\$64,980	\$68,232	\$71,640	\$75,216	\$78,972	Annual
			\$28.33	\$29.75	\$31.24	\$32.80	\$34.44	\$36.16	\$37.97	Hourly
0290	Recreation Coordinator	583	\$5,991	\$6,291	\$6,606	\$6,936	\$7,283	\$7,647	\$8,029	Monthly
			\$71,892	\$75,492	\$79,272	\$83,232	\$87,396	\$91,764	\$96,348	Annual
			\$34.56	\$36.29	\$38.11	\$40.02	\$42.02	\$44.12	\$46.32	Hourly
0301	Recreation Supervisor	625	\$7,310	\$7,675	\$8,059	\$8,462	\$8,885	\$9,329	\$9,795	Monthly
			\$87,720	\$92,100	\$96,708	\$101,544	\$106,620	\$111,948	\$117,540	Annual
			\$42.17	\$44.28	\$46.49	\$48.82	\$51.26	\$53.82	\$56.51	Hourly
0302	Senior Recreation Supervisor	666	\$8,041	\$8,443	\$8,865	\$9,308	\$9,773	\$10,262	\$10,775	Monthly
			\$96,492	\$101,316	\$106,380	\$111,696	\$117,276	\$123,144	\$129,300	Annual
			\$46.39	\$48.71	\$51.14	\$53.70	\$56.38	\$59.20	\$62.16	Hourly

SECTION 4. Except as modified by this Resolution, Resolution No. 2022-69, 2022-70, and 2022-71 shall remain in full force and effect.

PASSED AND ADOPTED this 21st day of March, 2023.




John Stephens, Mayor

ATTEST:

APPROVED AS TO FORM:



Brenda Green, City Clerk



Kimberly Hall Barlow, City Attorney

STATE OF CALIFORNIA)
COUNTY OF ORANGE) ss
CITY OF COSTA MESA)

I, **BRENDA GREEN**, City Clerk of the City of Costa Mesa, DO HEREBY CERTIFY that the above and foregoing is the original of Resolution No. 2023-15 and was duly passed and adopted by the City Council of the City of Costa Mesa at a regular meeting held on the 21st day of March, 2023, by the following roll call vote, to wit:

AYES: COUNCIL MEMBERS: CHAVEZ, GAMEROS, HARPER, MARR, REYNOLDS, HARLAN, AND STEPHENS.

NOES: COUNCIL MEMBERS: NONE.

ABSENT: COUNCIL MEMBERS: NONE.

IN WITNESS WHEREOF, I have hereby set my hand and affixed the seal of the City of Costa Mesa this 22nd day of March, 2023.



Brenda Green, City Clerk

RESOLUTION NO. 2023-27

A RESOLUTION OF THE CITY COUNCIL OF THE CITY OF COSTA MESA, CALIFORNIA, AMENDING RESOLUTIONS NO. 2022-69, 2022-70, 2022-71 ESTABLISHING NEW CLASSIFICATIONS REPRESENTED BY THE COSTA MESA CITY EMPLOYEES ASSOCIATION AND ESTABLISHING THE PAY RANGES FOR THE NEW CLASSIFICATIONS.

THE CITY COUNCIL OF THE CITY OF COSTA MESA, CALIFORNIA HEREBY FINDS, DETERMINES, AND DECLARES AS FOLLOWS:

WHEREAS, on November 15, 2022, the City Council adopted Resolutions No. 2022-69, 2022-70, and 2022-71 revising the pay ranges for job classifications represented by the Costa Mesa City Employees Association; and

WHEREAS, on March 21, 2023, the City Council adopted Resolution 2023-15 amending Resolutions No. 2022-69, 2022-70, and 2022-71 approving updates to various classifications; and

WHEREAS, the City Council desires to amend Resolutions 2022-70 and 2022-71 to establish the new job classifications of Animal Services Supervisor and Cyber Security Analyst and to establish the pay ranges for the new classifications; and

NOW, THEREFORE, BE IT RESOLVED by the City Council of the City of Costa Mesa as follows:

SECTION 1. The following pay ranges and monthly rates of pay for the identified job classifications are hereby established and placed under the Basic Salary Administration Plan effective the pay period that includes July 1, 2023. The monthly rate of pay may also be in increments between the monthly minimum and maximum pay step.


Class Code	Class Title	Grade	Step							
			1	2	3	4	5	6	7	
0470	Animal Services Supervisor	734	\$8,494	\$8,919	\$9,365	\$9,833	\$10,325	\$10,841	\$11,383	Monthly
			\$101,928	\$107,028	\$112,380	\$117,996	\$123,900	\$130,092	\$136,596	Annual
			\$49.00	\$51.46	\$54.03	\$56.73	\$59.57	\$62.54	\$65.67	Hourly
0037	Cyber Security Analyst	735	\$9,478	\$9,952	\$10,450	\$10,973	\$11,522	\$12,098	\$12,703	Monthly
			\$113,736	\$119,424	\$125,400	\$131,676	\$138,264	\$145,176	\$152,436	Annual
			\$54.68	\$57.42	\$60.29	\$63.31	\$66.47	\$69.80	\$73.29	Hourly

SECTION 2. The following pay ranges and monthly rates of pay for the identified job classifications are hereby established and placed under the Basic Salary Administration Plan effective the pay period that includes July 1, 2024. The monthly rate of pay may also be in increments between the monthly minimum and maximum pay step.

Class Code	Class Title	Grade	Step							
			1	2	3	4	5	6	7	
0470	Animal Services Supervisor	734	\$8,750	\$9,187	\$9,646	\$10,128	\$10,634	\$11,166	\$11,724	Monthly
			\$105,000	\$110,244	\$115,752	\$121,536	\$127,608	\$133,992	\$140,688	Annual
			\$50.48	\$53.00	\$55.65	\$58.43	\$61.35	\$64.42	\$67.64	Hourly
0037	Cyber Security Analyst	735	\$9,764	\$10,252	\$10,765	\$11,303	\$11,868	\$12,461	\$13,084	Monthly
			\$117,168	\$123,024	\$129,180	\$135,636	\$142,416	\$149,532	\$157,008	Annual
			\$56.33	\$59.15	\$62.11	\$65.21	\$68.47	\$71.89	\$75.48	Hourly

SECTION 3. Except as modified by this Resolution, Resolutions No. 2022-69, 2022-70, 2022-71, 2023-15 shall remain in full force and effect.

PASSED AND ADOPTED this 6th day of June, 2023.




John Stephens, Mayor

ATTEST:



Brenda Green, City Clerk

APPROVED AS TO FORM:



Kimberly Hall Barlow, City Attorney

STATE OF CALIFORNIA)
COUNTY OF ORANGE) ss
CITY OF COSTA MESA)

I, **BRENDA GREEN**, City Clerk of the City of Costa Mesa, DO HEREBY CERTIFY that the above and foregoing is the original of Resolution No. 2023-27 and was duly passed and adopted by the City Council of the City of Costa Mesa at a regular meeting held on the 6th day of June, 2023, by the following roll call vote, to wit:

AYES: COUNCIL MEMBERS: CHAVEZ, GAMEROS, MARR, HARLAN, AND STEPHENS.

NOES: COUNCIL MEMBERS: HARPER AND REYNOLDS.

ABSENT: COUNCIL MEMBERS: NONE.

IN WITNESS WHEREOF, I have hereby set my hand and affixed the seal of the City of Costa Mesa this 7th day of June, 2023.



Brenda Green, City Clerk

RESOLUTION NO. 2023-37

A RESOLUTION OF THE CITY COUNCIL OF THE CITY OF COSTA MESA, CALIFORNIA, AMENDING RESOLUTIONS NO. 2022-69, 2022-70, 2022-71 TO REVISE THE PAY RANGES FOR VARIOUS CLASSIFICATIONS OF EMPLOYEES REPRESENTED BY THE COSTA MESA CITY EMPLOYEES ASSOCIATION.

THE CITY COUNCIL OF THE CITY OF COSTA MESA, CALIFORNIA HEREBY FINDS, DETERMINES, AND DECLARES AS FOLLOWS:

WHEREAS, on November 15, 2022, the City Council adopted Resolutions No. 2022-69, 2022-70, and 2022-71 revising the pay ranges for job classifications represented by the Costa Mesa City Employees Association; and

WHEREAS, on March 21, 2023, the City Council adopted Resolution 2023-15 amending Resolutions No. 2022-69, 2022-70, and 2022-71 approving updates to various classifications; and

WHEREAS, on June 6, 2023, the City Council adopted Resolution 2023-27 to establish the new job classifications of Animal Services Supervisor and Cyber Security Analyst and to establish the pay ranges for the new classifications; and

WHEREAS, the City Council desires to amend Resolutions 2022-69, 2022-70 and 2022-71 to revise the pay ranges for the classifications specified herein.

NOW, THEREFORE, BE IT RESOLVED by the City Council of the City of Costa Mesa as follows:

SECTION 1. The following pay ranges and monthly rates of pay for the identified job classifications are hereby established and placed under the Basic Salary Administration Plan effective the pay period that includes January 1, 2023. The monthly rate of pay may also be in increments between the monthly minimum and maximum pay step.

Class Code	Class Title	Grade	Step							
			1	2	3	4	5	6	7	
0412	Maintenance Superintendent	881	\$8,937	\$9,384	\$9,853	\$10,346	\$10,863	\$11,406	\$11,976	Monthly
			\$107,244	\$112,608	\$118,236	\$124,152	\$130,356	\$136,872	\$143,712	Annual
			\$51.56	\$54.14	\$56.84	\$59.69	\$62.67	\$65.80	\$69.09	Hourly
0406	Maintenance Supervisor	670	\$7,400	\$7,770	\$8,158	\$8,566	\$8,994	\$9,444	\$9,916	Monthly
			\$88,800	\$93,240	\$97,896	\$102,792	\$107,928	\$113,328	\$118,992	Annual
			\$42.69	\$44.83	\$47.07	\$49.42	\$51.89	\$54.48	\$57.21	Hourly

SECTION 2. The following pay ranges and monthly rates of pay for the identified job classifications are hereby established and placed under the Basic Salary Administration Plan effective the pay period that includes July 1, 2023. The monthly rate of pay may also be in increments between the monthly minimum and maximum pay step.

Class Code	Class Title	Grade	Step							
			1	2	3	4	5	6	7	
0412	Maintenance Superintendent	881	\$9,206	\$9,666	\$10,149	\$10,656	\$11,189	\$11,748	\$12,335	Monthly
			\$110,472	\$115,992	\$121,788	\$127,872	\$134,268	\$140,976	\$148,020	Annual
			\$53.11	\$55.77	\$58.55	\$61.48	\$64.55	\$67.78	\$71.16	Hourly
0406	Maintenance Supervisor	670	\$7,622	\$8,003	\$8,403	\$8,823	\$9,264	\$9,727	\$10,213	Monthly
			\$91,464	\$96,036	\$100,836	\$105,876	\$111,168	\$116,724	\$122,556	Annual
			\$43.97	\$46.17	\$48.48	\$50.90	\$53.45	\$56.12	\$58.92	Hourly

SECTION 3. The following pay ranges and monthly rates of pay for the identified job classifications are hereby established and placed under the Basic Salary Administration Plan effective the pay period that includes July 1, 2024. The monthly rate of pay may also be in increments between the monthly minimum and maximum pay step.

Class Code	Class Title	Grade	Step							
			1	2	3	4	5	6	7	
0412	Maintenance Superintendent	881	\$9,480	\$9,954	\$10,452	\$10,975	\$11,524	\$12,100	\$12,705	Monthly
			\$113,760	\$119,448	\$125,424	\$131,700	\$138,288	\$145,200	\$152,460	Annual
			\$54.69	\$57.43	\$60.30	\$63.32	\$66.48	\$69.81	\$73.30	Hourly
0406	Maintenance Supervisor	670	\$7,850	\$8,242	\$8,654	\$9,087	\$9,541	\$10,018	\$10,519	Monthly
			\$94,200	\$98,904	\$103,848	\$109,044	\$114,492	\$120,216	\$126,228	Annual
			\$45.29	\$47.55	\$49.93	\$52.43	\$55.04	\$57.80	\$60.69	Hourly

SECTION 3. Except as modified by this Resolution, Resolutions No. 2022-69, 2022-70, 2022-71, 2023-15 and 2023-27 shall remain in full force and effect.

PASSED AND ADOPTED this 20th day of June, 2023.


John Stephens, Mayor

ATTEST:

APPROVED AS TO FORM:


Brenda Green, City Clerk


Kimberly Hall Barlow, City Attorney

STATE OF CALIFORNIA)
COUNTY OF ORANGE) ss
CITY OF COSTA MESA)

I, **BRENDA GREEN**, City Clerk of the City of Costa Mesa, DO HEREBY CERTIFY that the above and foregoing is the original of Resolution No. 2023-37 and was duly passed and adopted by the City Council of the City of Costa Mesa at a regular meeting held on the 20th day of June, 2023, by the following roll call vote, to wit:

AYES: COUNCIL MEMBERS: CHAVEZ, GAMEROS, HARPER, MARR, REYNOLDS,
AND STEPHENS.

NOES: COUNCIL MEMBERS: NONE.

ABSENT: COUNCIL MEMBERS: HARLAN.

IN WITNESS WHEREOF, I have hereby set my hand and affixed the seal of the City of Costa Mesa this 21st day of June, 2023.


Brenda Green, City Clerk

RESOLUTION NO. 2023-45

A RESOLUTION OF THE CITY COUNCIL OF THE CITY OF COSTA MESA, CALIFORNIA, AMENDING RESOLUTIONS NO. 2022-70 AND 2022-71 TO REVISE THE PAY RANGES FOR VARIOUS CLASSIFICATIONS OF EMPLOYEES REPRESENTED BY THE COSTA MESA CITY EMPLOYEES ASSOCIATION.

THE CITY COUNCIL OF THE CITY OF COSTA MESA, CALIFORNIA HEREBY FINDS, DETERMINES, AND DECLARES AS FOLLOWS:

WHEREAS, on November 15, 2022, the City Council adopted Resolutions No. 2022-69, 2022-70, and 2022-71 revising the pay ranges for job classifications represented by the Costa Mesa City Employees Association; and

WHEREAS, on March 21, 2023, the City Council adopted Resolution 2023-15 amending Resolutions No. 2022-69, 2022-70, and 2022-71 approving updates to various classifications; and

WHEREAS, on June 6, 2023, the City Council adopted Resolution 2023-27 to establish the new job classifications of Animal Services Supervisor and Cyber Security Analyst and to establish the pay ranges for the new classifications; and

WHEREAS, on June 20, 2023, the City Council adopted Resolution 2023-37 approving updates to various classifications; and

WHEREAS, the City Council desires to amend Resolutions 2022-70 and 2022-71 to establish the new job classification of Code Enforcement Officer I and to establish the pay ranges for the new classification; and

WHEREAS, the City Council further desires to rename the existing "Code Enforcement Officer" as the "Code Enforcement Officer II" classification; and

WHEREAS, the City Council further desires to rename the existing "Animal Services Supervisor" as the "Animal Control Supervisor" classification; and

WHEREAS, the City Council further desires to amend Resolutions 2022-70 and 2022-71 to revise the pay ranges for the classifications specified herein.

NOW, THEREFORE, BE IT RESOLVED by the City Council of the City of Costa Mesa as follows:

SECTION 1. The existing "Code Enforcement Officer" classification is hereby renamed as the "Code Enforcement Officer II" classification.

SECTION 2. The existing "Animal Services Supervisor" classification is hereby renamed as the "Animal Control Supervisor" classification.

SECTION 3. The following pay ranges and monthly rates of pay for the identified job classifications are hereby established and placed under the Basic Salary Administration Plan effective the pay period that includes September 24, 2023. The monthly rate of pay may also be in increments between the monthly minimum and maximum pay step.

Class Code	Class Title	Salary Plan	Grade	Step							
				1	2	3	4	5	6	7	
0126	Chief of Code Enforcement	CMC	664	\$7,514	\$7,890	\$8,284	\$8,698	\$9,133	\$9,590	\$10,069	Monthly
				\$90,168	\$94,680	\$99,408	\$104,376	\$109,596	\$115,080	\$120,828	Annual
				\$43.35	\$45.52	\$47.79	\$50.18	\$52.69	\$55.33	\$58.09	Hourly
0125	Code Enforcement Officer I	CMC	449	\$5,522	\$5,798	\$6,088	\$6,392	\$6,712	\$7,048	\$7,400	Monthly
				\$66,264	\$69,576	\$73,056	\$76,704	\$80,544	\$84,576	\$88,800	Annual
				\$31.86	\$33.45	\$35.12	\$36.88	\$38.72	\$40.66	\$42.69	Hourly
0120	Code Enforcement Officer II	CMC	626	\$6,219	\$6,530	\$6,857	\$7,200	\$7,560	\$7,938	\$8,335	Monthly
				\$74,628	\$78,360	\$82,284	\$86,400	\$90,720	\$95,256	\$100,020	Annual
				\$35.88	\$37.67	\$39.56	\$41.54	\$43.62	\$45.80	\$48.09	Hourly
0121	Construction Inspector	CMC	867	\$6,750	\$7,087	\$7,441	\$7,813	\$8,204	\$8,614	\$9,045	Monthly
				\$81,000	\$85,044	\$89,292	\$93,756	\$98,448	\$103,368	\$108,540	Annual
				\$38.94	\$40.89	\$42.93	\$45.08	\$47.33	\$49.70	\$52.18	Hourly
0099	Crime Analyst	CMC	859	\$6,574	\$6,903	\$7,248	\$7,610	\$7,990	\$8,389	\$8,808	Monthly
				\$78,888	\$82,836	\$86,976	\$91,320	\$95,880	\$100,668	\$105,696	Annual
				\$37.93	\$39.83	\$41.82	\$43.90	\$46.10	\$48.40	\$50.82	Hourly
0407	Facilities Maintenance Technician	CMC	589	\$5,277	\$5,541	\$5,818	\$6,109	\$6,414	\$6,735	\$7,072	Monthly
				\$63,324	\$66,492	\$69,816	\$73,308	\$76,968	\$80,820	\$84,864	Annual
				\$30.44	\$31.97	\$33.57	\$35.24	\$37.00	\$38.86	\$40.80	Hourly
0304	Fairview Park Administrator	CMC	887	\$8,862	\$9,305	\$9,770	\$10,258	\$10,771	\$11,310	\$11,876	Monthly
				\$106,344	\$111,660	\$117,240	\$123,096	\$129,252	\$135,720	\$142,512	Annual
				\$51.13	\$53.68	\$56.37	\$59.18	\$62.14	\$65.25	\$68.52	Hourly
0057	Financial Analyst	CMC	899	\$8,298	\$8,713	\$9,149	\$9,606	\$10,086	\$10,590	\$11,120	Monthly
				\$99,576	\$104,556	\$109,788	\$115,272	\$121,032	\$127,080	\$133,440	Annual
				\$47.87	\$50.27	\$52.78	\$55.42	\$58.19	\$61.10	\$64.15	Hourly
0409	Lead Facilities Maintenance Technician	CMC	863	\$6,200	\$6,510	\$6,836	\$7,178	\$7,537	\$7,914	\$8,310	Monthly
				\$74,400	\$78,120	\$82,032	\$86,136	\$90,444	\$94,968	\$99,720	Yearly

				\$35.77	\$37.56	\$39.44	\$41.41	\$43.48	\$45.66	\$47.94	Hourly
0405	Lead Maintenance Worker	CMC	864	\$6,200	\$6,510	\$6,836	\$7,178	\$7,537	\$7,914	\$8,310	Monthly
				\$74,400	\$78,120	\$82,032	\$86,136	\$90,444	\$94,968	\$99,720	Annual
				\$35.77	\$37.56	\$39.44	\$41.41	\$43.48	\$45.66	\$47.94	Hourly
0402	Maintenance Assistant	CMC	550	\$4,244	\$4,456	\$4,679	\$4,913	\$5,159	\$5,417	\$5,688	Monthly
				\$50,928	\$53,472	\$56,148	\$58,956	\$61,908	\$65,004	\$68,256	Annual
				\$24.48	\$25.71	\$26.99	\$28.34	\$29.76	\$31.25	\$32.82	Hourly
0403	Maintenance Worker	CMC	846	\$4,690	\$4,925	\$5,171	\$5,430	\$5,701	\$5,986	\$6,285	Monthly
				\$56,280	\$59,100	\$62,052	\$65,160	\$68,412	\$71,832	\$75,420	Annual
				\$27.06	\$28.41	\$29.83	\$31.33	\$32.89	\$34.53	\$36.26	Hourly
0243	Management Aide	CMC	892	\$6,205	\$6,515	\$6,841	\$7,183	\$7,542	\$7,919	\$8,315	Monthly
				\$74,460	\$78,180	\$82,092	\$86,196	\$90,504	\$95,028	\$99,780	Annual
				\$35.80	\$37.59	\$39.47	\$41.44	\$43.51	\$45.69	\$47.97	Hourly
0074	Management Analyst	CMC	872	\$7,134	\$7,491	\$7,866	\$8,259	\$8,672	\$9,106	\$9,561	Monthly
				\$85,608	\$89,892	\$94,392	\$99,108	\$104,064	\$109,272	\$114,732	Annual
				\$41.16	\$43.22	\$45.38	\$47.65	\$50.03	\$52.53	\$55.16	Hourly
0012	Police Records Shift Supervisor	CMC	594	\$5,660	\$5,943	\$6,240	\$6,552	\$6,880	\$7,224	\$7,585	Monthly
				\$67,920	\$71,316	\$74,880	\$78,624	\$82,560	\$86,688	\$91,020	Annual
				\$32.65	\$34.29	\$36.00	\$37.80	\$39.69	\$41.68	\$43.76	Hourly
0010	Police Records Technician	CMC	546	\$4,455	\$4,678	\$4,912	\$5,158	\$5,416	\$5,687	\$5,971	Monthly
				\$53,460	\$56,136	\$58,944	\$61,896	\$64,992	\$68,244	\$71,652	Annual
				\$25.70	\$26.99	\$28.34	\$29.76	\$31.25	\$32.81	\$34.45	Hourly
0119	Senior Code Enforcement Officer	CMC	896	\$6,684	\$7,018	\$7,369	\$7,737	\$8,124	\$8,530	\$8,956	Monthly
				\$80,208	\$84,216	\$88,428	\$92,844	\$97,488	\$102,360	\$107,472	Annual
				\$38.56	\$40.49	\$42.51	\$44.64	\$46.87	\$49.21	\$51.67	Hourly
0432	Senior Lead Maintenance Worker	CMC	871	\$6,753	\$7,091	\$7,446	\$7,818	\$8,209	\$8,619	\$9,050	Monthly
				\$81,036	\$85,092	\$89,352	\$93,816	\$98,508	\$103,428	\$108,600	Annual
				\$38.96	\$40.91	\$42.96	\$45.10	\$47.36	\$49.73	\$52.21	Hourly
0404	Senior Maintenance Worker	CMC	587	\$5,105	\$5,360	\$5,628	\$5,909	\$6,204	\$6,514	\$6,840	Monthly
				\$61,260	\$64,320	\$67,536	\$70,908	\$74,448	\$78,168	\$82,080	Annual
				\$29.45	\$30.92	\$32.47	\$34.09	\$35.79	\$37.58	\$39.46	Hourly
0244	Senior Management	CMC	895	\$7,975	\$8,374	\$8,793	\$9,233	\$9,695	\$10,180	\$10,689	Monthly

	Analyst			\$95,700	\$100,488	\$105,516	\$110,796	\$116,340	\$122,160	\$128,268	Annual
				\$46.01	\$48.31	\$50.73	\$53.27	\$55.93	\$58.73	\$61.67	Hourly
0011	Senior Police Records Technician	CMC	561	\$4,799	\$5,039	\$5,291	\$5,556	\$5,834	\$6,126	\$6,432	Monthly
				\$57,588	\$60,468	\$63,492	\$66,672	\$70,008	\$73,512	\$77,184	Annual
				\$27.69	\$29.07	\$30.53	\$32.05	\$33.66	\$35.34	\$37.11	Hourly

SECTION 4. The following pay ranges and monthly rates of pay for the identified job classifications are hereby established and placed under the Basic Salary Administration Plan effective the pay period that includes July 1, 2024. The monthly rate of pay may also be in increments between the monthly minimum and maximum pay step.

Class Code	Class Title	Salary Plan	Grade	Step							
				1	2	3	4	5	6	7	
0126	Chief of Code Enforcement	CMC	664	\$7,739	\$8,126	\$8,532	\$8,959	\$9,407	\$9,877	\$10,371	Monthly
				\$92,868	\$97,512	\$102,384	\$107,508	\$112,884	\$118,524	\$124,452	Annual
				\$44.65	\$46.88	\$49.22	\$51.69	\$54.27	\$56.98	\$59.83	Hourly
0125	Code Enforcement Officer I	CMC	449	\$5,687	\$5,971	\$6,270	\$6,584	\$6,913	\$7,259	\$7,622	Monthly
				\$68,244	\$71,652	\$75,240	\$79,008	\$82,956	\$87,108	\$91,464	Annual
				\$32.81	\$34.45	\$36.17	\$37.98	\$39.88	\$41.88	\$43.97	Hourly
0120	Code Enforcement Officer II	CMC	626	\$6,407	\$6,727	\$7,063	\$7,416	\$7,787	\$8,176	\$8,585	Monthly
				\$76,884	\$80,724	\$84,756	\$88,992	\$93,444	\$98,112	\$103,020	Annual
				\$36.96	\$38.81	\$40.75	\$42.78	\$44.93	\$47.17	\$49.53	Hourly
0121	Construction Inspector	CMC	867	\$6,952	\$7,300	\$7,665	\$8,048	\$8,450	\$8,872	\$9,316	Monthly
				\$83,424	\$87,600	\$91,980	\$96,576	\$101,400	\$106,464	\$111,792	Annual
				\$40.11	\$42.12	\$44.22	\$46.43	\$48.75	\$51.18	\$53.75	Hourly
0099	Crime Analyst	CMC	859	\$6,770	\$7,109	\$7,464	\$7,837	\$8,229	\$8,640	\$9,072	Monthly
				\$81,240	\$85,308	\$89,568	\$94,044	\$98,748	\$103,680	\$108,864	Annual
				\$39.06	\$41.01	\$43.06	\$45.21	\$47.48	\$49.85	\$52.34	Hourly
0407	Facilities Maintenance Technician	CMC	589	\$5,435	\$5,707	\$5,992	\$6,292	\$6,607	\$6,937	\$7,284	Monthly
				\$65,220	\$68,484	\$71,904	\$75,504	\$79,284	\$83,244	\$87,408	Annual
				\$31.36	\$32.93	\$34.57	\$36.30	\$38.12	\$40.02	\$42.02	Hourly
0304	Fairview Park Administrator	CMC	887	\$9,129	\$9,585	\$10,064	\$10,567	\$11,095	\$11,650	\$12,232	Monthly
				\$109,548	\$115,020	\$120,768	\$126,804	\$133,140	\$139,800	\$146,784	Annual


				\$52.67	\$55.30	\$58.06	\$60.96	\$64.01	\$67.21	\$70.57	Hourly
0057	Financial Analyst	CMC	899	\$8,548	\$8,975	\$9,424	\$9,895	\$10,390	\$10,909	\$11,454	Monthly
				\$102,576	\$107,700	\$113,088	\$118,740	\$124,680	\$130,908	\$137,448	Annual
				\$49.32	\$51.78	\$54.37	\$57.09	\$59.94	\$62.94	\$66.08	Hourly
0409	Lead Facilities Maintenance Technician	CMC	863	\$6,387	\$6,706	\$7,041	\$7,393	\$7,763	\$8,151	\$8,559	Monthly
				\$76,644	\$80,472	\$84,492	\$88,716	\$93,156	\$97,812	\$102,708	Annual
				\$36.85	\$38.69	\$40.62	\$42.65	\$44.79	\$47.03	\$49.38	Hourly
0405	Lead Maintenance Worker	CMC	864	\$6,387	\$6,706	\$7,041	\$7,393	\$7,763	\$8,151	\$8,559	Monthly
				\$76,644	\$80,472	\$84,492	\$88,716	\$93,156	\$97,812	\$102,708	Annual
				\$36.85	\$38.69	\$40.62	\$42.65	\$44.79	\$47.03	\$49.38	Hourly

0402	Maintenance Assistant	CMC	550	\$4,371	\$4,590	\$4,820	\$5,061	\$5,314	\$5,580	\$5,859	Monthly
				\$52,452	\$55,080	\$57,840	\$60,732	\$63,768	\$66,960	\$70,308	Annual
				\$25.22	\$26.48	\$27.81	\$29.20	\$30.66	\$32.19	\$33.80	Hourly
0403	Maintenance Worker	CMC	846	\$4,830	\$5,072	\$5,326	\$5,592	\$5,872	\$6,166	\$6,474	Monthly
				\$57,960	\$60,864	\$63,912	\$67,104	\$70,464	\$73,992	\$77,688	Annual
				\$27.87	\$29.26	\$30.73	\$32.26	\$33.88	\$35.57	\$37.35	Hourly
0243	Management Aide	CMC	892	\$6,390	\$6,710	\$7,046	\$7,398	\$7,768	\$8,156	\$8,564	Monthly
				\$76,680	\$80,520	\$84,552	\$88,776	\$93,216	\$97,872	\$102,768	Annual
				\$36.87	\$38.71	\$40.65	\$42.68	\$44.82	\$47.05	\$49.41	Hourly
0074	Management Analyst	CMC	872	\$7,349	\$7,716	\$8,102	\$8,507	\$8,932	\$9,379	\$9,848	Monthly
				\$88,188	\$92,592	\$97,224	\$102,084	\$107,184	\$112,548	\$118,176	Annual
				\$42.40	\$44.52	\$46.74	\$49.08	\$51.53	\$54.11	\$56.82	Hourly
0012	Police Records Shift Supervisor	CMC	594	\$5,831	\$6,123	\$6,429	\$6,750	\$7,087	\$7,441	\$7,813	Monthly
				\$69,972	\$73,476	\$77,148	\$81,000	\$85,044	\$89,292	\$93,756	Annual
				\$33.64	\$35.33	\$37.09	\$38.94	\$40.89	\$42.93	\$45.08	Hourly
0010	Police Records Technician	CMC	546	\$4,589	\$4,818	\$5,059	\$5,312	\$5,578	\$5,857	\$6,150	Monthly
				\$55,068	\$57,816	\$60,708	\$63,744	\$66,936	\$70,284	\$73,800	Annual
				\$26.48	\$27.80	\$29.19	\$30.65	\$32.18	\$33.79	\$35.48	Hourly
0119	Senior Code Enforcement Officer	CMC	896	\$6,885	\$7,229	\$7,590	\$7,970	\$8,368	\$8,786	\$9,225	Monthly
				\$82,620	\$86,748	\$91,080	\$95,640	\$100,416	\$105,432	\$110,700	Annual
				\$39.72	\$41.71	\$43.79	\$45.98	\$48.28	\$50.69	\$53.22	Hourly

0432	Senior Lead Maintenance Worker	CMC	871	\$6,956	\$7,304	\$7,669	\$8,052	\$8,455	\$8,878	\$9,322	Monthly
				\$83,472	\$87,648	\$92,028	\$96,624	\$101,460	\$106,536	\$111,864	Annual
				\$40.13	\$42.14	\$44.24	\$46.45	\$48.78	\$51.22	\$53.78	Hourly
0404	Senior Maintenance Worker	CMC	587	\$5,257	\$5,520	\$5,796	\$6,086	\$6,390	\$6,710	\$7,045	Monthly
				\$63,084	\$66,240	\$69,552	\$73,032	\$76,680	\$80,520	\$84,540	Annual
				\$30.33	\$31.85	\$33.44	\$35.11	\$36.87	\$38.71	\$40.64	Hourly
0244	Senior Management Analyst	CMC	895	\$8,216	\$8,627	\$9,058	\$9,511	\$9,987	\$10,486	\$11,010	Monthly
				\$98,592	\$103,524	\$108,696	\$114,132	\$119,844	\$125,832	\$132,120	Annual
				\$47.40	\$49.77	\$52.26	\$54.87	\$57.62	\$60.50	\$63.52	Hourly
0011	Senior Police Records Technician	CMC	561	\$4,944	\$5,191	\$5,451	\$5,724	\$6,010	\$6,310	\$6,625	Monthly
				\$59,328	\$62,292	\$65,412	\$68,688	\$72,120	\$75,720	\$79,500	Annual
				\$28.52	\$29.95	\$31.45	\$33.02	\$34.67	\$36.40	\$38.22	Hourly

SECTION 5. Except as modified by this Resolution, Resolutions No. 2022-69, 2022-70, 2022-71, 2023-15, 2023-27 and 2023-37 shall remain in full force and effect.

PASSED AND ADOPTED this 19th day of September, 2023.



John Stephens, Mayor

ATTEST:

APPROVED AS TO FORM:



Brenda Green, City Clerk



Kimberly Hall Barlow, City Attorney

STATE OF CALIFORNIA)
COUNTY OF ORANGE) ss
CITY OF COSTA MESA)

I, **BRENDA GREEN**, City Clerk of the City of Costa Mesa, DO HEREBY CERTIFY that the above and foregoing is the original of Resolution No. 2023-45 and was duly passed and adopted by the City Council of the City of Costa Mesa at a regular meeting held on the 19th day of September, 2023, by the following roll call vote, to wit:

AYES: COUNCIL MEMBERS: CHAVEZ, GAMEROS, REYNOLDS, HARLAN, AND STEPHENS.

NOES: COUNCIL MEMBERS: NONE.

ABSENT: COUNCIL MEMBERS: HARPER AND MARR.

IN WITNESS WHEREOF, I have hereby set my hand and affixed the seal of the City of Costa Mesa this 20th day of September, 2023.



Brenda Green, City Clerk

RESOLUTION NO. 2024-13

A RESOLUTION OF THE CITY COUNCIL OF THE CITY OF COSTA MESA, CALIFORNIA, AMENDING RESOLUTIONS NO. 2022-70 AND 2022-71 TO ESTABLISH A NEW CLASSIFICATION, RENAME AND REVISE THE PAY RANGES FOR VARIOUS CLASSIFICATIONS OF EMPLOYEES REPRESENTED BY THE COSTA MESA CITY EMPLOYEES ASSOCIATION.

THE CITY COUNCIL OF THE CITY OF COSTA MESA, CALIFORNIA HEREBY FINDS, DETERMINES, AND DECLARES AS FOLLOWS:

WHEREAS, on November 15, 2022, the City Council adopted Resolutions No. 2022-69, 2022-70, and 2022-71 revising the pay ranges for job classifications represented by the Costa Mesa City Employees Association; and

WHEREAS, on March 21, 2023, the City Council adopted Resolution 2023-15 amending Resolutions No. 2022-69, 2022-70, and 2022-71 approving updates to various classifications; and

WHEREAS, on June 6, 2023, the City Council adopted Resolution 2023-27 to establish the new job classifications of Animal Services Supervisor and Cyber Security Analyst and to establish the pay ranges for the new classifications; and

WHEREAS, on June 20, 2023, the City Council adopted Resolution 2023-37 approving updates to various classifications; and

WHEREAS, on September 19, 2023, the City Council adopted Resolution 2023-45 to establish the new job classification of Code Enforcement Officer I and to establish the pay ranges for the new classification and approving updates to various classifications; and

WHEREAS, the City Council further desires to rename the existing "Video Production Specialist" as the "Multimedia Specialist" classification; and

WHEREAS, the City Council further desires to rename the existing "Accounting Supervisor", "Revenue Supervisor" and "Purchasing Supervisor" to "Finance Officer"; and

WHEREAS, the City Council desires to amend Resolutions 2022-70 and 2022-71 to establish the new job classification of Animal Services Coordinator and to establish the pay ranges for the new classification; and

WHEREAS, the City Council further desires to amend Resolutions 2022-70 and 2022-71 to revise the pay ranges for the Finance Officer classification; and

NOW, THEREFORE, BE IT RESOLVED by the City Council of the City of Costa Mesa as follows:

SECTION 1. The existing “Video Production Specialist” classification is hereby renamed as the “Multimedia Specialist” classification.

SECTION 2. The existing “Accounting Supervisor”, “Revenue Supervisor” and “Purchasing Supervisor” classifications are hereby renamed as the “Finance Officer” classification.

SECTION 3. Section 1 of Resolution 2022-70 and 2022-71 are hereby amended to establish the new job classification of Animal Services Coordinator and to establish the pay ranges for the new job classifications as set forth herein.

SECTION 4. The following pay ranges and monthly rates of pay for the Finance Officer job classification is hereby established and placed under the Basic Salary Administration Plan effective the pay period that includes September 24, 2023. The monthly rate of pay may also be in increments between the monthly minimum and maximum pay step.

Class Code	Class Title	Salary Plan	Grade	Step							
				1	2	3	4	5	6	7	
0172	Finance Officer	CMC	448	\$9,129	\$9,585	\$10,064	\$10,567	\$11,095	\$11,650	\$12,232	Monthly
				\$109,548	\$115,020	\$120,768	\$126,804	\$133,140	\$139,800	\$146,784	Annual
				\$52.67	\$55.30	\$58.06	\$60.96	\$64.01	\$67.21	\$70.57	Hourly

SECTION 5. The following pay ranges and monthly rates of pay for the Animal Services Coordinator job classification is hereby established and placed under the Basic Salary Administration Plan effective the pay period that includes April 7, 2024. The monthly rate of pay may also be in increments between the monthly minimum and maximum pay step.


Class Code	Class Title	Salary Plan	Grade	Step							
				1	2	3	4	5	6	7	
0471	Animal Services Coordinator	CMC	447	\$5,816	\$6,107	\$6,412	\$6,733	\$7,070	\$7,424	\$7,795	Monthly
				\$69,792	\$73,284	\$76,944	\$80,796	\$84,840	\$89,088	\$93,540	Annual
				\$33.55	\$35.23	\$36.99	\$38.84	\$40.79	\$42.83	\$44.97	Hourly

SECTION 6. The following pay ranges and monthly rates of pay for the identified job classifications are hereby revised and placed under the Basic Salary Administration Plan effective the pay period that includes July 1, 2024. The monthly rate of pay may also be in increments between the monthly minimum and maximum pay step.

Class Code	Class Title	Salary Plan	Grade	Step							
				1	2	3	4	5	6	7	
0172	Finance Officer	CMC	448	\$9,402	\$9,872	\$10,366	\$10,884	\$11,428	\$11,999	\$12,599	Monthly
				\$112,824	\$118,464	\$124,392	\$130,608	\$137,136	\$143,988	\$151,188	Annual
				\$54.24	\$56.95	\$59.80	\$62.79	\$65.93	\$69.23	\$72.69	Hourly
0471	Animal Services Coordinator	CMC	447	\$5,991	\$6,291	\$6,606	\$6,936	\$7,283	\$7,647	\$8,029	Monthly
				\$71,892	\$75,492	\$79,272	\$83,232	\$87,396	\$91,764	\$96,348	Annual
				\$34.56	\$36.29	\$38.11	\$40.02	\$42.02	\$44.12	\$46.32	Hourly

SECTION 7. Except as modified by this Resolution, Resolutions No. 2022-69, 2022-70, 2022-71, 2023-15, 2023-27, 2023-37 and 2023-45 shall remain in full force and effect.

PASSED AND ADOPTED this 16th day of April, 2024.



John Stephens, Mayor

ATTEST:

APPROVED AS TO FORM:



Brenda Green, City Clerk



Kimberly Hall Barlow, City Attorney

STATE OF CALIFORNIA)
COUNTY OF ORANGE) ss
CITY OF COSTA MESA)

I, **BRENDA GREEN**, City Clerk of the City of Costa Mesa, DO HEREBY CERTIFY that the above and foregoing is the original of Resolution No. 2024-13 and was duly passed and adopted by the City Council of the City of Costa Mesa at a regular meeting held on the 16th day of April, 2024, by the following roll call vote, to wit:

AYES: COUNCIL MEMBERS: CHAVEZ, GAMEROS, REYNOLDS, HARLAN, AND STEPHENS

NOES: COUNCIL MEMBERS: NONE.

ABSENT: COUNCIL MEMBERS: MARR AND HARPER.

IN WITNESS WHEREOF, I have hereby set my hand and affixed the seal of the City of Costa Mesa this 17th day of April, 2024.



Brenda Green, City Clerk

RESOLUTION NO. 2024-35

A RESOLUTION OF THE CITY COUNCIL OF THE CITY OF COSTA MESA, CALIFORNIA, AMENDING RESOLUTION NO. 2022-71 TO REVISE THE PAY RANGES FOR VARIOUS CLASSIFICATIONS OF EMPLOYEES REPRESENTED BY THE COSTA MESA CITY EMPLOYEES ASSOCIATION.

THE CITY COUNCIL OF THE CITY OF COSTA MESA, CALIFORNIA HEREBY FINDS, DETERMINES, AND DECLARES AS FOLLOWS:

WHEREAS, on November 15, 2022, the City Council adopted Resolutions No. 2022-69, 2022-70, and 2022-71 revising the pay ranges for job classifications represented by the Costa Mesa City Employees Association; and

WHEREAS, on March 21, 2023, the City Council adopted Resolution 2023-15 amending Resolutions No. 2022-69, 2022-70, and 2022-71 approving updates to various classifications; and

WHEREAS, on June 6, 2023, the City Council adopted Resolution 2023-27 to establish the new job classifications of Animal Services Supervisor and Cyber Security Analyst and to establish the pay ranges for the new classifications; and

WHEREAS, on June 20, 2023, the City Council adopted Resolution 2023-37 approving updates to various classifications; and

WHEREAS, on September 19, 2023, the City Council adopted Resolution 2023-45 to establish the new job classification of Code Enforcement Officer I and to establish the pay ranges for the new classification and approving updates to various classifications; and

WHEREAS, on April 16, 2024, the City Council adopted Resolution 2024-13 to establish the new job classification of Animal Services Coordinator, to establish the pay ranges for the new classification and approving updates to various classifications; and

WHEREAS, the City Council further desires to amend Resolution 2022-71 to review the pay ranges for the classifications specified herein.


NOW, THEREFORE, BE IT RESOLVED by the City Council of the City of Costa Mesa as follows:

Class Code	Class Title	Salary Plan	Grade	Step								
				1	2	3	4	5	6	7		
0703	Community Services Specialist	CMC	582	\$5,356	\$5,624	\$5,905	\$6,200	\$6,510	\$6,836	\$7,178	Monthly	
				\$64,272	\$67,488	\$70,860	\$74,400	\$78,120	\$82,032	\$86,136	Annual	
				\$30.90	\$32.45	\$34.07	\$35.77	\$37.56	\$39.44	\$41.41	Hourly	
0465	Crime Scene Investigator	CMC	638	\$6,280	\$6,594	\$6,924	\$7,270	\$7,633	\$8,015	\$8,416	Monthly	
				\$75,360	\$79,128	\$83,088	\$87,240	\$91,596	\$96,180	\$100,992	Annual	
				\$36.23	\$38.04	\$39.95	\$41.94	\$44.04	\$46.24	\$48.55	Hourly	
0101	Engineering Technician I	CMC	591	\$5,438	\$5,710	\$5,996	\$6,296	\$6,611	\$6,942	\$7,289	Monthly	
				\$65,256	\$68,520	\$71,952	\$75,552	\$79,332	\$83,304	\$87,468	Annual	
				\$31.37	\$32.94	\$34.59	\$36.32	\$38.14	\$40.05	\$42.05	Hourly	
0102	Engineering Technician II	CMC	853	\$6,071	\$6,375	\$6,694	\$7,029	\$7,380	\$7,749	\$8,136	Monthly	
				\$72,852	\$76,500	\$80,328	\$84,348	\$88,560	\$92,988	\$97,632	Annual	
				\$35.03	\$36.78	\$38.62	\$40.55	\$42.58	\$44.71	\$46.94	Hourly	
0116	Engineering Technician III	CMC	632	\$6,673	\$7,007	\$7,357	\$7,725	\$8,111	\$8,517	\$8,943	Monthly	
				\$80,076	\$84,084	\$88,284	\$92,700	\$97,332	\$102,204	\$107,316	Annual	
				\$38.50	\$40.43	\$42.44	\$44.57	\$46.79	\$49.14	\$51.59	Hourly	
0440	Equipment Mechanic I	CMC	570	\$4,863	\$5,106	\$5,361	\$5,629	\$5,910	\$6,205	\$6,515	Monthly	
				\$58,356	\$61,272	\$64,332	\$67,548	\$70,920	\$74,460	\$78,180	Annual	
				\$28.06	\$29.46	\$30.93	\$32.48	\$34.10	\$35.80	\$37.59	Hourly	
0441	Equipment Mechanic II	CMC	851	\$5,818	\$6,109	\$6,414	\$6,735	\$7,072	\$7,426	\$7,797	Monthly	
				\$69,816	\$73,308	\$76,968	\$80,820	\$84,864	\$89,112	\$93,564	Annual	
				\$33.57	\$35.24	\$37.00	\$38.86	\$40.80	\$42.84	\$44.98	Hourly	
0445	Equipment Mechanic III	CMC	856	\$6,270	\$6,583	\$6,912	\$7,258	\$7,621	\$8,002	\$8,402	Monthly	
				\$75,240	\$78,996	\$82,944	\$87,096	\$91,452	\$96,024	\$100,824	Annual	
				\$36.17	\$37.98	\$39.88	\$41.87	\$43.97	\$46.17	\$48.47	Hourly	
0446	Lead Equipment Mechanic	CMC	869	\$7,069	\$7,422	\$7,793	\$8,183	\$8,592	\$9,022	\$9,473	Monthly	
				\$84,828	\$89,064	\$93,516	\$98,196	\$103,104	\$108,264	\$113,676	Annual	
				\$40.78	\$42.82	\$44.96	\$47.21	\$49.57	\$52.05	\$54.65	Hourly	
0003	Office Specialist	CMC	525	\$3,806	\$3,996	\$4,196	\$4,406	\$4,626	\$4,857	\$5,100	Monthly	
				\$45,672	\$47,952	\$50,352	\$52,872	\$55,512	\$58,284	\$61,200	Annual	
				\$21.96	\$23.05	\$24.21	\$25.42	\$26.69	\$28.02	\$29.42	Hourly	
0004	Office Specialist I	CMC	545	\$4,207	\$4,417	\$4,638	\$4,870	\$5,113	\$5,369	\$5,637	Monthly	
				\$50,484	\$53,004	\$55,656	\$58,440	\$61,356	\$64,428	\$67,644	Annual	
				\$24.27	\$25.48	\$26.76	\$28.10	\$29.50	\$30.98	\$32.52	Hourly	
0005	Office Specialist II	CMC	845	\$4,533	\$4,760	\$4,998	\$5,248	\$5,510	\$5,786	\$6,075	Monthly	
				\$54,396	\$57,120	\$59,976	\$62,976	\$66,120	\$69,432	\$72,900	Annual	
				\$26.15	\$27.46	\$28.83	\$30.28	\$31.79	\$33.38	\$35.05	Hourly	

SECTION 6. The following pay ranges and monthly rates of pay for the identified job classifications are hereby revised and placed under the Basic Salary Administration Plan effective the pay period that includes July 1, 2024. The monthly rate of pay may also be in increments between the monthly minimum and maximum pay step.

SECTION 7. Except as modified by this Resolution, Resolutions No. 2022-69, 2022-70, 2022-71, 2023-15, 2023-27, 2023-37, 2023-45 and 2024-13 shall remain in full force and effect.

PASSED AND ADOPTED this 4th day of June, 2024.



John Stephens, Mayor

ATTEST:

APPROVED AS TO FORM:



Brenda Green, City Clerk



Kimberly Hall Batlow, City Attorney

STATE OF CALIFORNIA)
COUNTY OF ORANGE) ss
CITY OF COSTA MESA)

I, BRENDA GREEN, City Clerk of the City of Costa Mesa, DO HEREBY CERTIFY that the above and foregoing is the original of Resolution No. 2024-35 and was duly passed and adopted by the City Council of the City of Costa Mesa at a regular meeting held on the 4th day of June, 2024, by the following roll call vote, to wit:

AYES: COUNCIL MEMBERS: CHAVEZ, GAMEROS, MARR, REYNOLDS,
HARLAN, AND STEPHENS.

NOES: COUNCIL MEMBERS: NONE.

ABSENT: COUNCIL MEMBERS: HARPER.

IN WITNESS WHEREOF, I have hereby set my hand and affixed the seal of the City of Costa Mesa this 5th day of June, 2024.



Brenda Green, City Clerk

RESOLUTION NO. 2024-41

A RESOLUTION OF THE CITY COUNCIL OF THE CITY OF COSTA MESA, CALIFORNIA, AMENDING RESOLUTION NO. 2022-71 TO REVISE THE PAY RANGES FOR VARIOUS CLASSIFICATIONS OF EMPLOYEES REPRESENTED BY THE COSTA MESA CITY EMPLOYEES ASSOCIATION.

THE CITY COUNCIL OF THE CITY OF COSTA MESA, CALIFORNIA HEREBY FINDS, DETERMINES, AND DECLARES AS FOLLOWS:

WHEREAS, on November 15, 2022, the City Council adopted Resolutions No. 2022-69, 2022-70, and 2022-71 revising the pay ranges for job classifications represented by the Costa Mesa City Employees Association; and

WHEREAS, on March 21, 2023, the City Council adopted Resolution 2023-15 amending Resolutions No. 2022-69, 2022-70, and 2022-71 approving updates to various classifications; and

WHEREAS, on June 6, 2023, the City Council adopted Resolution 2023-27 to establish the new job classifications of Animal Services Supervisor and Cyber Security Analyst and to establish the pay ranges for the new classifications; and

WHEREAS, on June 20, 2023, the City Council adopted Resolution 2023-37 approving updates to various classifications; and

WHEREAS, on September 19, 2023, the City Council adopted Resolution 2023-45 to establish the new job classification of Code Enforcement Officer I and to establish the pay ranges for the new classification and approving updates to various classifications; and

WHEREAS, on April 16, 2024, the City Council adopted Resolution 2024-13 to establish the new job classification of Animal Services Coordinator, to establish the pay ranges for the new classification and approving updates to various classifications; and

WHEREAS, on June 5, 2024, the City Council adopted Resolution 2024-35 approving updates to various classifications; and

WHEREAS, the City Council further desires to rename the existing "Communications Officer" as the "Public Safety Dispatcher" classification; and

WHEREAS, the City Council further desires to rename the existing "Senior Communications Officer" as the "Senior Public Safety Dispatcher" classification; and

WHEREAS, the City Council further desires to rename the existing "Communications Supervisor" as the "Public Safety Dispatch Supervisor" classification; and

WHEREAS, the City Council further desires to amend Resolution 2022-71 to revise the pay ranges for the Public Safety Dispatch Supervisor classifications specified herein.

NOW, THEREFORE, BE IT RESOLVED by the City Council of the City of Costa Mesa as follows:

SECTION 1. The existing “Communications Officer” classification is hereby renamed as the “Public Safety Dispatcher” classification.

SECTION 2. The existing “Senior Communications Officer” classification is hereby renamed as the “Senior Public Safety Dispatcher” classification.


SECTION 3. The existing “Communications Supervisor” classification is hereby renamed as the “Public Safety Dispatch Supervisor” classification.

SECTION 4. The following pay ranges and monthly rates of pay for the identified job classifications are hereby revised and placed under the Basic Salary Administration Plan effective the pay period that includes September 22, 2024. The monthly rate of pay may also be in increments between the monthly minimum and maximum pay step.

Class Code	Class Title	Salary Plan	Grade	Step							
				1	2	3	4	5	6	7	
0232	Public Safety	CMC	645	\$7,850	\$8,243	\$8,655	\$9,088	\$9,542	\$10,019	\$10,520	Monthly
	Dispatch Supervisor			\$94,200	\$98,916	\$103,860	\$109,056	\$114,504	\$120,228	\$126,240	Annual
				\$45.29	\$47.56	\$49.93	\$52.43	\$55.05	\$57.80	\$60.69	Hourly

SECTION 5. Except as modified by this Resolution, Resolutions No. 2022-69, 2022-70, 2022-71, 2023-15, 2023-27, 2023-37, 2023-45, 2024-13 and 2024-35 shall remain in full force and effect.

PASSED AND ADOPTED this 17th day of September, 2024.




John Stephens, Mayor

ATTEST:



Brenda Green, City Clerk

APPROVED AS TO FORM:



Kimberly Hall Barlow, City Attorney

STATE OF CALIFORNIA)
COUNTY OF ORANGE) ss
CITY OF COSTA MESA)

I, **BRENDA GREEN**, City Clerk of the City of Costa Mesa, DO HEREBY CERTIFY that the above and foregoing is the original of Resolution No. 2024-41 and was duly passed and adopted by the City Council of the City of Costa Mesa at a regular meeting held on the 17th day of September, 2024, by the following roll call vote, to wit:

AYES: COUNCIL MEMBERS: CHAVEZ, GAMEROS, MARR, REYNOLDS, HARLAN,
AND STEPHENS.

NOES: COUNCIL MEMBERS: NONE.

ABSENT: COUNCIL MEMBERS: HARPER.

IN WITNESS WHEREOF, I have hereby set my hand and affixed the seal of the City of Costa Mesa this 18th day of September, 2024.



Brenda Green, City Clerk