













APPENDIX C






PUBLIC PARKWAY AND MEDIAN TREE PALETTE (May 1999, Amended March 2004)

GROUP A - Species recommended for minimum 8 foot parkways, planter areas, or large areas in excess of 50 sq. ft.





<i>Botanical Name</i> Common Name		Ground & Aerial Setbacks	Minimum Spacing	Tree Type
<i>Cedrus deodora</i> Deodar Cedar <div style="text-align: center;">  <p style="font-size: small; margin: 0;">©2004 Horticoopia, Inc.</p> </div>		8'/20'	30'	Conifer
<i>Chorisia speciosa</i> 'Majestic Beauty' Pink Floss Silk Tree <div style="text-align: center;">  <p style="font-size: small; margin: 0;">©2004 Horticoopia, Inc.</p> </div>		8'/10'	30'	Deciduous
<i>Jacaranda mimosifolia</i> Jacaranda <div style="text-align: center;">  <p style="font-size: small; margin: 0;">©2004 Horticoopia, Inc.</p> </div>		8'/10'	30'	Deciduous
<i>Magnolia grandiflora</i> 'Majestic Beauty' Magnolia <div style="text-align: center;">  <p style="font-size: small; margin: 0;">©2004 Horticoopia, Inc.</p> </div>		8'/20'	30'	Evergreen





<p><i>Pinus pinea</i> Italian Stone Pine</p>		<p>10'/25'</p>	<p>30'</p>	<p>Evergreen</p>
<p><i>Schinus molle</i> California Pepper</p>		<p>10'/25'</p>	<p>35'</p>	<p>Evergreen</p>
<p>GROUP B - Species recommended for minimum 6-8 foot wide parkways, planter areas, or 8'x8' cutouts.</p>				
<p><i>Botanical Name</i> Common Name</p>		<p>Ground & Aerial Setbacks</p>	<p>Minimum Spacing</p>	<p>Tree Type</p>
<p><i>Araucaria heterophylla</i> Norfolk Island Pine</p>		<p>8'/12'</p>	<p>25'</p>	<p>Evergreen</p>
<p><i>Brachychiton acerifolius</i> Flame Tree</p>		<p>6'/10'</p>	<p>25'</p>	<p>Semi-Deciduous</p>

<p><i>Brachychiton populneus</i> Bottle Tree</p>		<p>6'/10'</p>	<p>25'</p>	<p>Evergreen</p>
<p><i>Tristania conferta</i> Brisbane Box</p>		<p>6'/10'</p>	<p>25'</p>	<p>Evergreen</p>
<p><i>Cinnamomum camphora</i> Camphor Tree</p>		<p>8'/20'</p>	<p>40'</p>	<p>Semi- Deciduous</p>
<p><i>Liquidambar styraciflua</i> 'Rotundiloba' Round-Lobed Sweetgum</p>		<p>6'/10'</p>	<p>25'</p>	<p>Deciduous</p>

<p><i>Melaleuca leucadendra</i> Melaleuca/Paperbark Tree</p>		<p>6'/10'</p>	<p>15'</p>	<p>Evergreen</p>
<p><i>Pinus torreyana</i> Torrey Pine</p>		<p>10'/20'</p>	<p>30'</p>	<p>Evergreen</p>
<p><i>Quercus agrifolia</i> Coast Live Oak</p>		<p>8'/20'</p>	<p>35'</p>	<p>Evergreen</p>
<p><i>Quercus suber</i> Cork Oak</p>		<p>8'/20'</p>	<p>35'</p>	<p>Evergreen</p>
<p><i>Tipuana Tipu</i> Tipu Tree</p>		<p>6'/10'</p>	<p>30'</p>	<p>Evergreen</p>




GROUP C - Species recommended for minimum 4-6 foot wide parkways, planter areas, or 6'x6' cutouts.





<p><i>Botanical Name</i> <i>Common Name</i></p>	<p>Ground & Aerial Setbacks</p>	<p>Minimum Spacing</p>	<p>Tree Type</p>
<p><i>Eucalyptus ficifolia</i> Red-Flowering Gum</p> 	<p>4'/10'</p>	<p>20'</p>	<p>Evergreen</p>
<p><i>Eucalyptus sideroxylon</i> Red/Pink Ironbark</p> 	<p>4'/10'</p>	<p>20'</p>	<p>Evergreen</p>
<p><i>Koelreuteria bipinnata</i> Chinese Flame Tree</p> 	<p>5'/10'</p>	<p>25'</p>	<p>Deciduous</p>
<p><i>Magnolia grandiflora</i> 'Samuel Sommer' Magnolia</p> 	<p>4'/8'</p>	<p>25'</p>	<p>Evergreen</p>

<p><i>Pinus canariensis</i> Canary Island Pine</p>	 <p>©2008 Horticoopia, Inc.</p>	<p>4'/10'</p>	<p>15'</p>	<p>Evergreen</p>
<p><i>Pistacia chinensis</i> Chinese Pistache</p>	 <p>©2004 Horticoopia, Inc.</p>	<p>4'/10'</p>	<p>25'</p>	<p>Deciduous</p>
<p><i>Podocarpus gracilior</i> Fern Pine</p>	 <p>©2004 Horticoopia, Inc.</p>	<p>4'/10'</p>	<p>20'</p>	<p>Evergreen</p>
<p><i>Washingtonia filifera</i> California Fan Palm (Bristol Street Existing Medians Only)</p>	 <p>©2008 Horticoopia, Inc.</p>	<p>4'/6'</p>	<p>20'</p>	<p>Palm</p>

<p><i>Washingtonia robusta</i> Mexican Fan Palm (Bristol Street Existing Medians Only)</p>	 <p>©2008 Horticoopia, Inc.</p>	4'6'	20'	Evergreen
--	--	------	-----	-----------

GROUP D - Species recommended for 2-4 foot wide parkways, planter areas, or 3'x3' cutouts or small places.

<p><i>Botanical Name</i> Common Name</p>		<p>Ground & Aerial Setbacks</p>	<p>Minimum Spacing</p>	<p>Tree Type</p>
<p><i>Syagrus romanzoffianum</i> Queen Palm (Often sold as <i>Arecastrum romanzoffianum</i>)</p>	 <p>©2004 Horticoopia, Inc.</p>	3'8'	15'	Palm
<p><i>Geijera parviflora</i> Australian Willow</p>	 <p>©2004 Horticoopia, Inc.</p>	4'10'	20'	Evergreen
<p><i>Lagerstroemia 'Indian Tribes'</i> Crape Myrtle</p>	 <p>©2004 Horticoopia, Inc.</p>	3'8'	20'	Deciduous




<p><i>Metrosideros excelsus</i> New Zealand Christmas Tree</p>		<p>4'8'</p>	<p>20'</p>	<p>Evergreen</p>
<p><i>Platanus acerifolia</i> 'Bloodgood' London Plane Tree</p>		<p>4'15'</p>	<p>30'</p>	<p>Deciduous</p>
<p><i>Prunus blireiana</i> Bronze-Leaf Plum</p>		<p>4'12'</p>	<p>20'</p>	<p>Semi- Deciduous</p>
<p><i>Pyrus calleryana</i> 'Bradford' Bradford Pear</p>		<p>4'8'</p>	<p>20'</p>	<p>Deciduous</p>





<p><i>Pyrus kawakamii</i> Ornamental Pear (Limited to Zone 24 only)</p>		<p>4'8'</p>	<p>20'</p>	<p>Evergreen</p>
<p><i>Raphiolepis indica</i> 'Majestic Beauty' Tree India Hawthorn</p>		<p>2'6'</p>	<p>15'</p>	<p>Evergreen</p>





APPENDIX D


STREET LANDSCAPED SETBACKS TREE PALETTE (PRIVATE PROPERTY) (May 1999)

GROUP A - Species recommended for minimum 8-12 foot parkways, planter areas, or large areas in excess of 50 sq. ft.




<i>Botanical Name</i> Common Name	Mature Height (Feet)	Tree Type	Remarks
<p><i>Cinnamomum camphora</i> Camphor Tree</p>  <p style="font-size: small; text-align: center;">©2008 Horticoopia, Inc.</p>	60	Evergreen	Give room to grow; don't plant in garden beds, lawn area is fine; aromatic leaves, pink-red-bronze new foliage; litter period in spring-early summer; potentially subject to verticillium wilt
<p><i>Fraxinus uhdei</i> 'Tomlinson' Tomlinson Ash</p>  <p style="font-size: small; text-align: center;">©2008 Horticoopia, Inc.</p>	70	Evergreen	Upright form, slower growing than Shamel Ash; requires deep thorough waterings to encourage deep roots; prune out weak branches
<p><i>Koelreuteria bipinnata</i> Chinese Flame Tree</p>  <p style="font-size: small; text-align: center;">©2004 Horticoopia, Inc.</p>	50	Deciduous	Prefers well-drained soil; non-invasive roots; can plant under tree; yellow flowers & showy seed capsules





<p><i>Koelreuteria paniculata</i> Golden Rain Tree</p>  <p>©2004 Horticoopia, Inc.</p>	40	Deciduous	Prune to shape; withstands various soil and climatic conditions; yellow flowers and papery seed capsules
<p><i>Liquidambar styraciflua (cultivars)</i> Sweet Gum</p>  <p>©2004 Horticoopia, Inc.</p>	60	Deciduous	Great "fall-color" tree; spiked seed balls; becomes large tree over time; take care in selecting location
<p><i>Magnolia grandiflora (cultivars)</i> Southern Magnolia</p>  <p>©2004 Horticoopia, Inc.</p>	Over 40	Evergreen	Surface roots; keep watering area clear of lawn and plant area; required deep thorough waterings; large white flowers and heavy seed pods
<p><i>Pinus canariensis</i> Canary Island Pine</p>  <p>©2008 Horticoopia, Inc.</p>	Over 60	Conifer	Pyramid shaped, graceful tree; required some water but tolerant of arid conditions




<p><i>Pistacia chinensis</i> 'Keith Davey' (male clones) Chinese Pistache</p> 	60	Deciduous	Beautiful fall color; prune tree when young to develop high crown; good lawn/patio tree
<p><i>Platanus acerifolia</i> 'Bloodgood' London Plane Tree</p> 	70	Deciduous	Tolerates most soils, heat, smog; this variety somewhat resistant to powdery mildew
<p><i>Quercus suber</i> Cork Oak</p> 	80	Evergreen	Requires adequate drainage; takes heat; large tree, give room to grow; acorns
<p><i>Tipuana tipu</i> Tipu Tree</p> 	40	Semi-Deciduous	Broad crown; good street or canopy tree; apricot flowers (sweet pea-shaped); litter

<p><i>Tristania conferta</i> Brisbane Box</p> 	60	Evergreen	Very clean, straight trunked tree with inconspicuous white flowers
---	----	-----------	--




GROUP B - Species recommended for minimum 5-6 foot wide parkways, planter areas, or 5'x5' cutouts.




<p>Botanical Name Common Name</p>	<p>Mature Height (Feet)</p>	<p>Tree Type</p>	<p>Remarks</p>
<p><i>Albizia julibrissin</i> Silk Tree; Mimosa</p> 	40	Deciduous	Flat-topped shape with pink flowers above foliage; best with hot weather; litter
<p><i>Bauhinia pupurea/variegate</i> Purple Orchid Tree</p> 	25	Semi-Deciduous	"Twin leaf" shaped lobes; very showy purple flowers followed by bean pods; litter
<p><i>Brachychiton acerifolius</i> Flame Tree</p> 	50	Semi-Deciduous	Woody, canoe-shaped fruit; red flowers; with age, a spectacular looking skyline tree



<p><i>Calocedrus decurrens</i> Incense Cedar</p> 	70	Conifer	Symmetrical tree; takes hot weather and poor soils; good windbreak
<p><i>Calodendrum capense</i> Cape Chestnut</p> 	40	Evergreen	Broad crow; rosy-lilac flowers above foliage; prefers heavier spoils
<p><i>Geijera parviflora</i> Australian Willow</p> 	50	Deciduous	Brittle when young – stake tree, becomes graceful, upright, pyramid form; light green fan-shaped leaves shimmer in wind and turn gold in fall, slow growing
<p><i>Liriodendron tulipifera</i> Tulip Tree (Columnar variety 'Arnold' is useful in narrow planting areas, blooming 2-3 years after planting)</p> 	80	Deciduous	Fast growth; straight trunk with tall pyramidal crown; give room to grow, locate out of prevailing winds; tulip-shaped flowers in late spring; yellow fall foliage

<p><i>Melaleuca nesophila</i> Pink Melaleuca</p> 	25	Evergreen	Accent tree because of the contorted branching patterns & mauve flower brushes turn white for pretty effect; takes adverse water/soil/air conditions
<p><i>Melaleuca quinquinervia</i> Cajeput Tree</p> 	40	Evergreen	Upright with pendulous branches; spongy, attractive bark; creamy flowers; takes adverse water/soil/air conditions; good street tree
<p><i>Umbellularia californica</i> California Laurel; California Bay; Oregon Myrtle</p> 	25	Evergreen	Ultimately very dense tree; olive-like fruit can create volunteer seedlings, but tree considered very neat; grows very slowly; best in deep, rich soil; fall leaf drop

GROUP C - Species recommended for minimum 3-5 foot wide parkways, planter areas, or 3'x3' cutouts.

<p>Botanical Name Common Name</p>	<p>Mature Height (Feet)</p>	<p>Tree Type</p>	<p>Remarks</p>
<p><i>Acacia cognata</i> Bower Wattle; River Wattle</p> 	<p>40</p>	<p>Semi-Deciduous</p>	<p>Weeping branches; narrow leaves; paired pale yellow flower puffs which are attractive to birds & bees; responds well to pruning, some flower litter</p>
<p><i>Agonis flexuosa</i> Peppermint Tree; Australian Willow Myrtle</p> 	<p>40</p>	<p>Evergreen</p>	<p>Very tolerant of soil types & watering practices; graceful, willow-like leaves and form; crushed leaves smell like peppermint; great all around tree in lawn or in tub</p>
<p><i>Archontophoenix cunninghamiana</i> King Palm</p> 	<p>50</p>	<p>Palm</p>	<p>Stately, clean-trunked palm with amethyst flowers; needs to be in frost-free area to do well; old leaves shed cleanly</p>

<p><i>Syagrus romanzoffianum</i> Queen Palm (Often sold as <i>Arecastrum romanzoffianum</i>)</p> 	50	Palm	Very straight, clean-trunked palm with arching 10-15' long fronds, which can break off in high wind; subject to mites
<p><i>Eriobotrya deflexa</i> Bronze Loquat</p> 	30	Evergreen	Shrubby when young, but can be easily trained into small tree; fast growing; no edible fruit; attractive white flowers
<p><i>Eucalyptus torquata</i> Coral Gum</p> 	20	Evergreen	Slender, upright, narrow-headed; stake & prune when young to create graceful form; good in narrow areas; flower buds similar to Japanese lanterns; when open, display flowers of coral red & yellow throughout year; litter

<p><i>Lagerstroemia indica</i> x <i>L. faurei</i> hybrids: ‘Catawba’ (dark purple); ‘Cherokee’ (bright red); ‘Pecos’ (pink); ‘Seminole’ (pink); and ‘Zuni’ (dark lavender) Crape Myrtle</p> 	30	Deciduous	Good street tree; the “Indian Tribes’ varieties are the most mildew resistant; prune in dormant season to increase next summer’s flower production, and train up when young; attractive trunk and branch patterns
<p><i>Rhus iancea</i> African Sumac</p> 	25	Evergreen	Graceful, weeping outer branches; open, spreading habit can be controlled when young by staking & pruning to establish desired form; berry-like fruit on female trees can be messy on pavement; requires well-drained soil